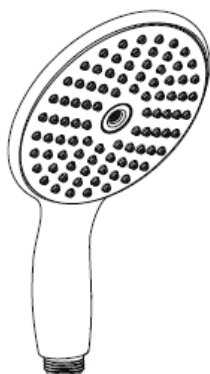
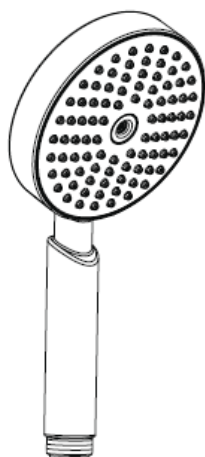


Montageanleitung



Raindance E 100 AIR 1jet
28508XXX



Raindance S 100 AIR 1jet
28509XXX

hansgrohe

Raindance E 100 AIR 1jet
28508XXX



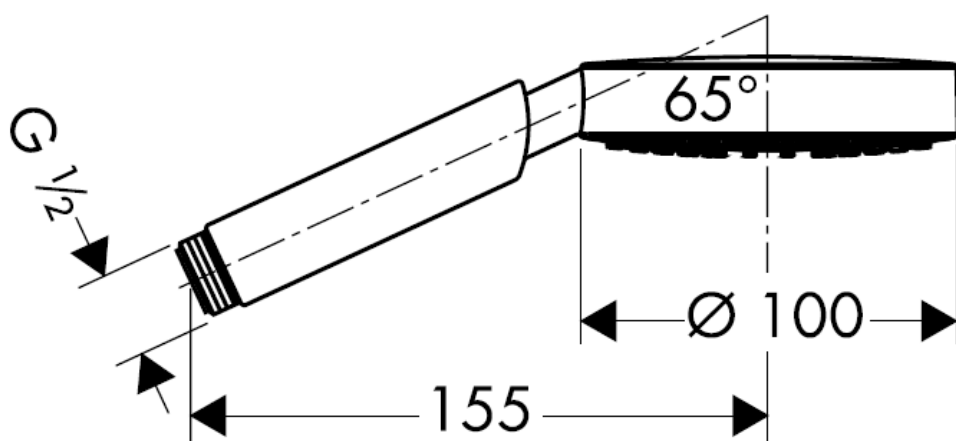
Rain AIR



Raindance S 100 AIR 1jet
28509XXX



Rain AIR



Technische Daten

Betriebsdruck: max. 1 MPa
 Empfohlener Betriebsdruck: 0,1 – 0,4 MPa
 (1 MPa = 10 bar = 147 PSI)
 Heißwassertemperatur: max. 60° C

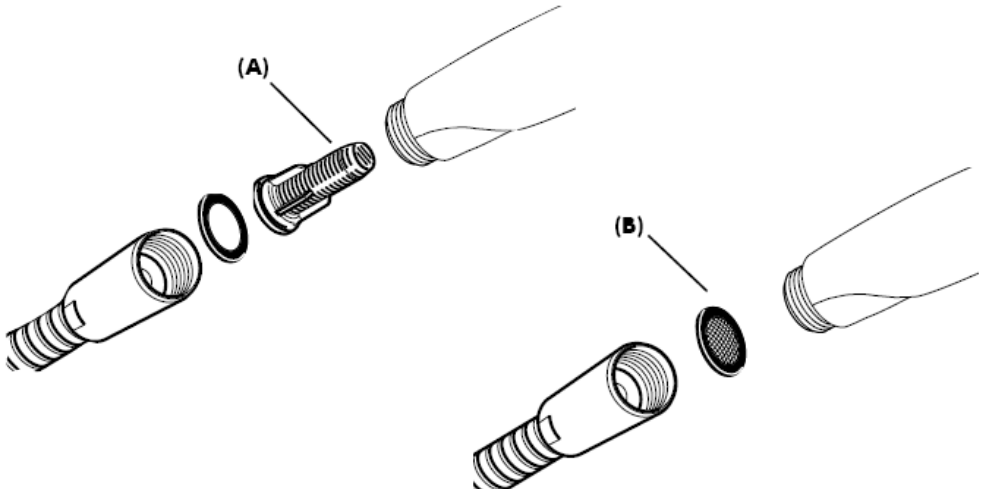
Prüfzeichen

	DVGW	P-IX	SVGW	ACS	NF	WRAS	KIWA
28508XXX	X	P-IX 9876/IC	X	X			X
28509XXX	X	P-IX 9875/IB	X	X			X

Montage

Der beige packte Filtereinsatz (A) muss eingebaut werden, um den Normdurchfluss der Handbrause zu gewährleisten und um Schmutzeinspülungen aus dem Leitungsnetz zu vermeiden. Wird ein größerer Wasserdurchfluss gewünscht, muss anstelle des Filtereinsatzes (A) die Siebdichtung (B) eingesetzt werden.

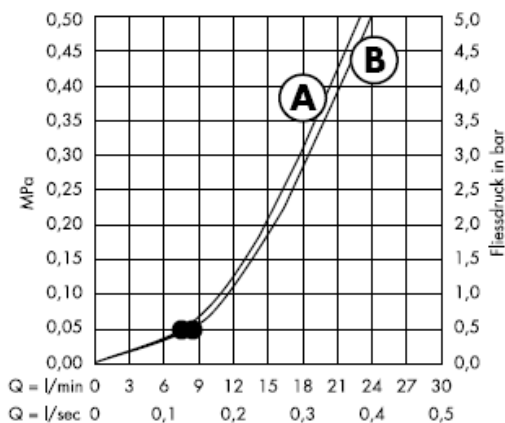
Schmutzeinspülungen können die Funktion beeinträchtigen und/oder zu Beschädigungen an Funktionsteilen der Handbrause führen, für hieraus ergebende Schäden haftet Hansgrohe nicht.



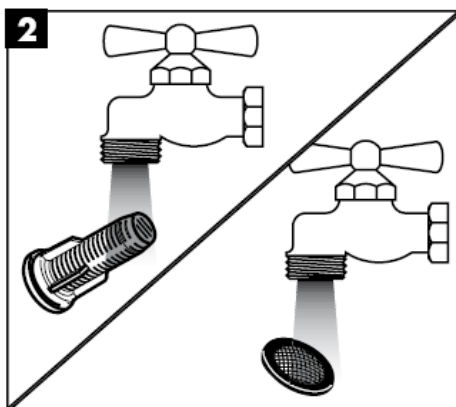
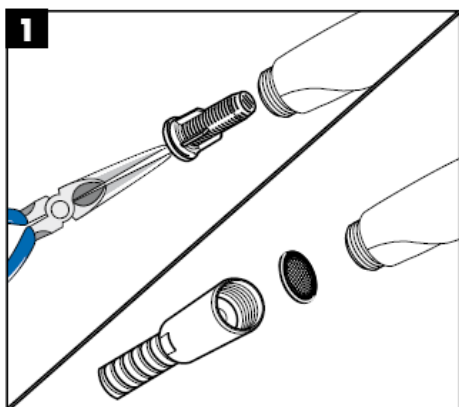
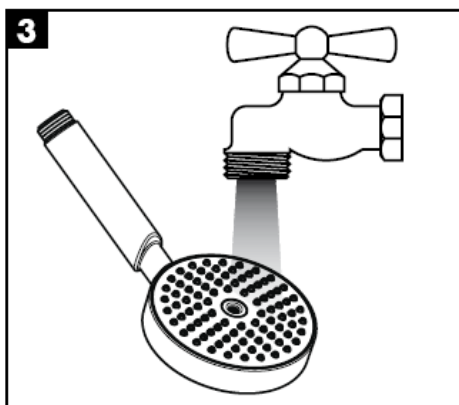
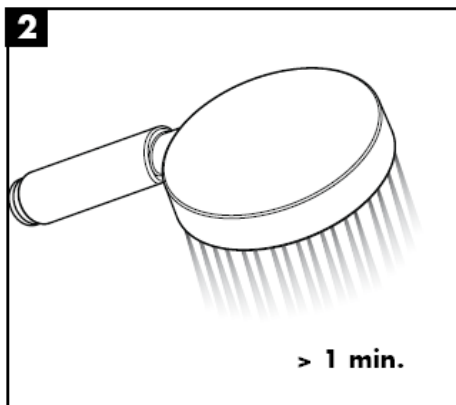
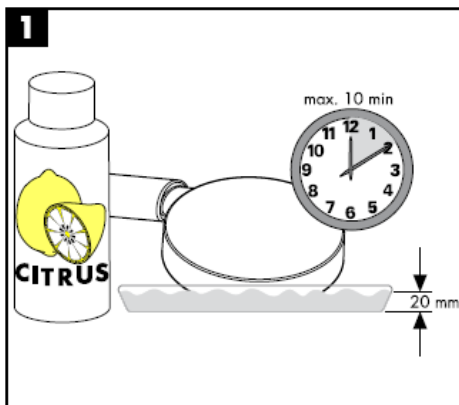
Mit Filtereinsatz (A)

Mit Siebdichtung (B)

Ab • ist die Funktion gewährleistet.

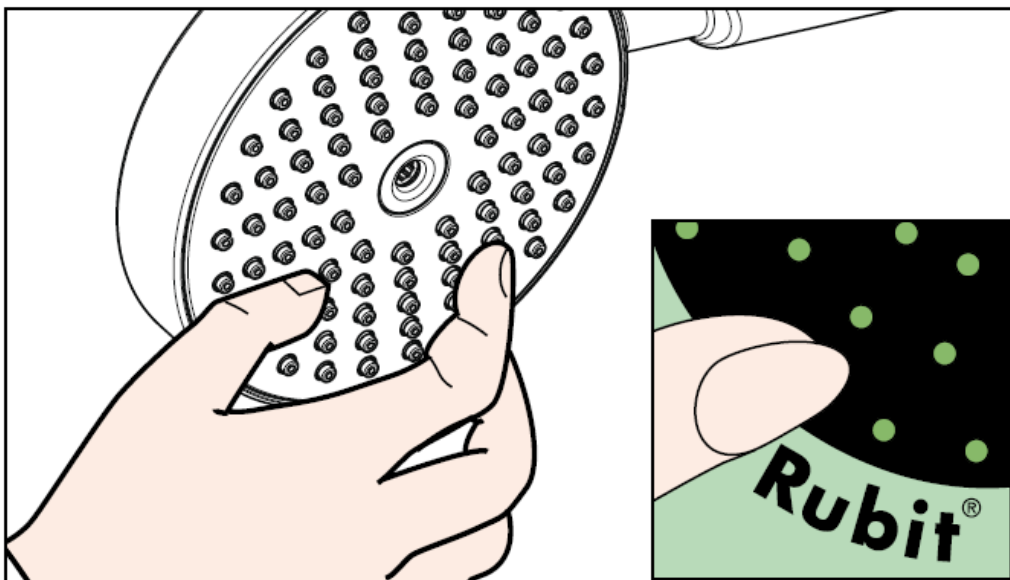


Die Handbrause ist für den Einsatz mit Durchlauferhitzern ab einer Leistung von 21 kW und einem Mindestdurchfluss von 7 l/min geeignet.



Reinigung

Mit Rubit®, der manuellen Reinigungsfunktion können die Strahlformer durch einfaches rubbeln vom Kalk befreit werden.

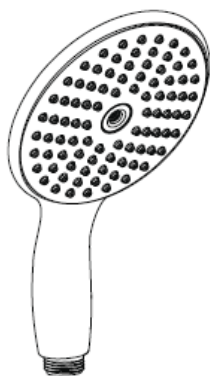


hansgrohe

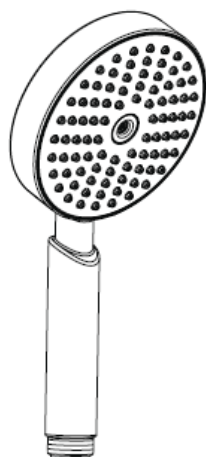
Hansgrohe · Postfach 1145 · D-77761 Schiltach · Telefon +49 (0) 78 36/51-1282 · Telefax +49 (0) 7836/511440
E-Mail: info@hansgrohe.com · Internet: www.hansgrohe.com

01/2008
9.05471.03
Deutsch

Instructions de montage



Raindance E 100 AIR 1jet
28508XXX



Raindance S 100 AIR 1jet
28509XXX

hansgrohe

Raindance E 100 AIR 1jet
28508XXX



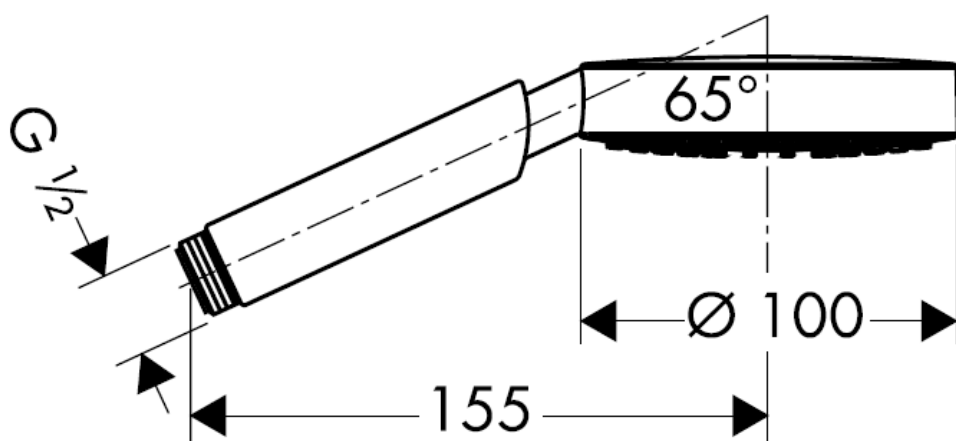
Rain AIR



Raindance S 100 AIR 1jet
28509XXX



Rain AIR



Informations techniques

Pression de service autorisée: max. 1 MPa
 Pression de service conseillée: 0,1 – 0,4 MPa
 (1 MPa = 10 bars = 147 PSI)
 Température max. d'eau chaude: max. 60° C

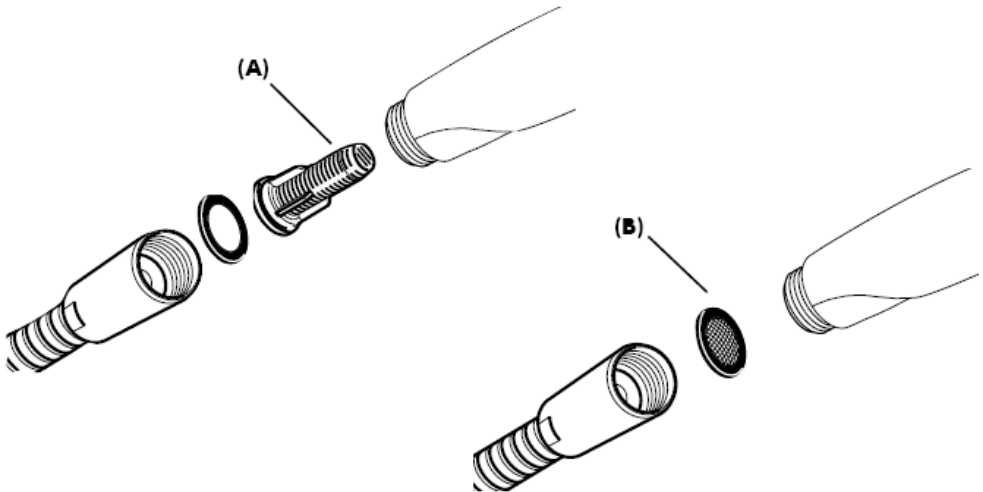
Classification acoustique et débit

	DVGW	P-IX	SVGW	ACS	NF	WRAS	KIWA
28508XXX	X	P-IX 9876/IC	X	X			X
28509XXX	X	P-IX 9875/IB	X	X			X

Montage

L' élément-filtre (A) , pièce jointe, doit être installé pour garantir le débit normalisé et pour éviter l' infiltration d' impuretés venant du réseau. Si l' on désire un débit plus important, il faut remplacer l' élément-filtre (A) par le joint-filtre (B).

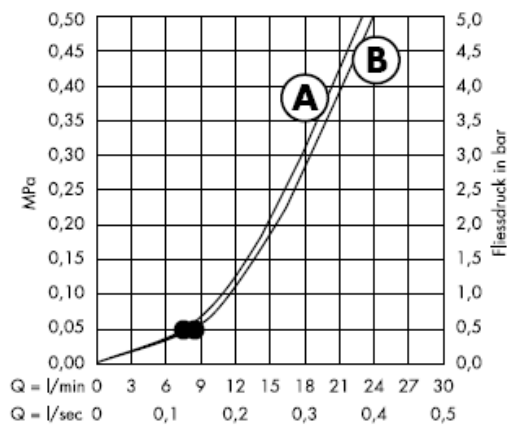
L' infiltration d' impuretés peut réduire ou détériorer le fonctionnement de la douchette, Hansgrohe ne se porte pas garant pour les dommages en résultant.



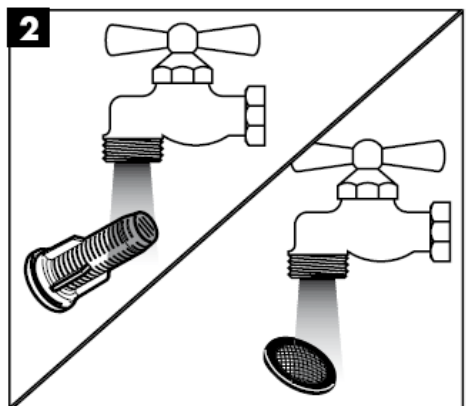
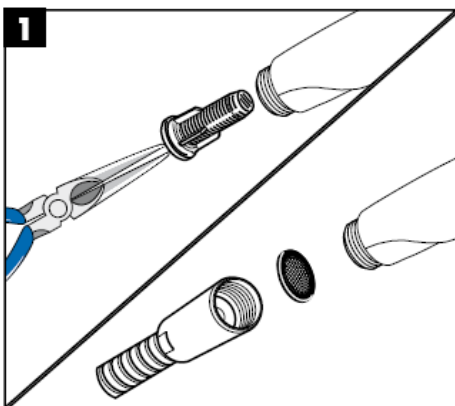
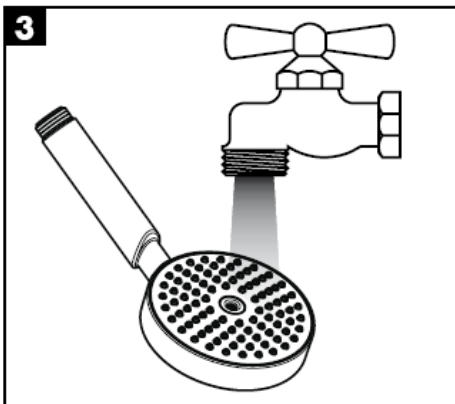
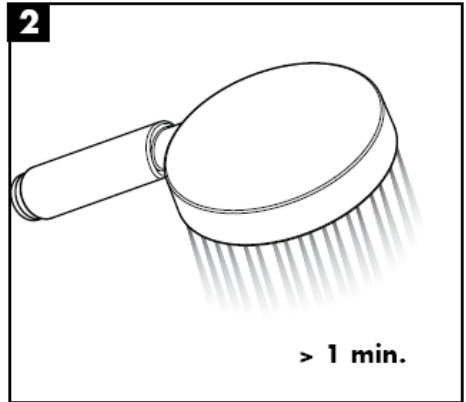
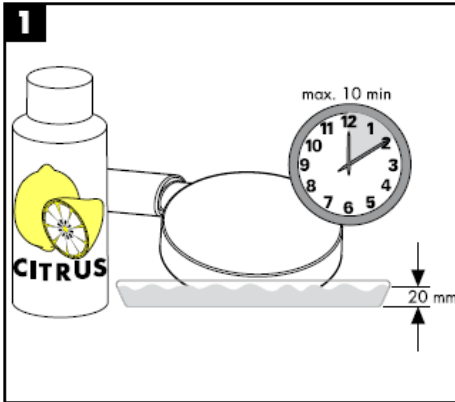
Avec élément-filtre (A)

Avec joint- filtre (B)

A partir de • le fonctionnement est garanti.

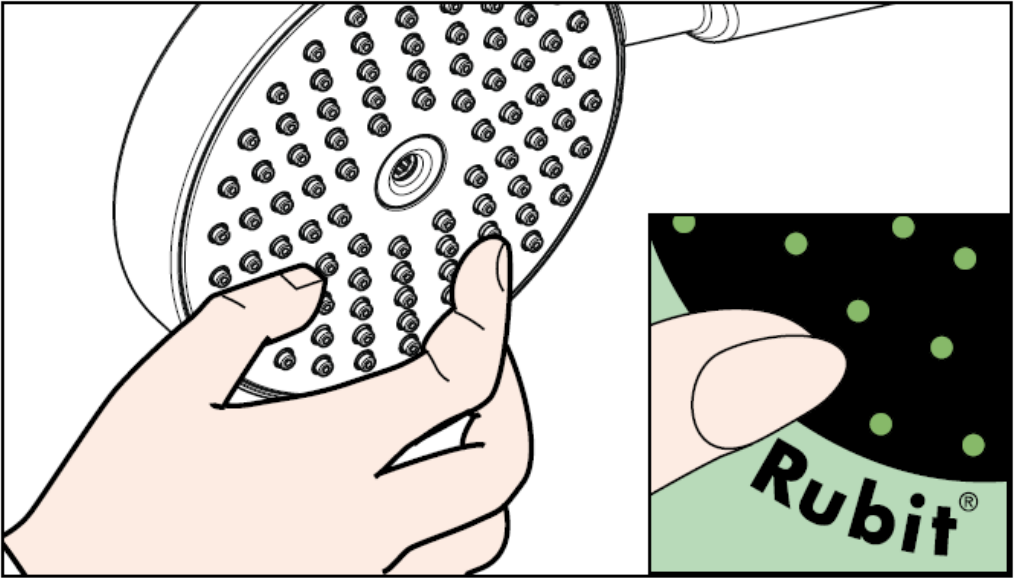


La douchette à main fonctionne avec chauffe-eau à partir de 21 kW et un débit minimum de 7 l/min.



Nettoyage

La pomme de douche est équipée de Rubit®, le système anticalcaire manuel. Les dépôts de calcaire s'enlèvent en frottant avec un doigt ou avec une éponge sur les ouvertures de jets élastiques.

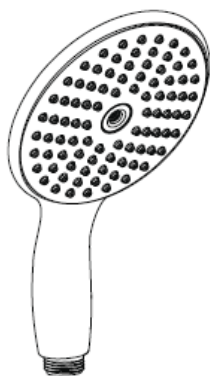


hansgrohe

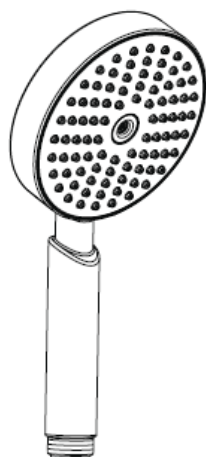
Hansgrohe · Postfach 1145 · D-77761 Schiltach · Telefon +49 (0) 78 36/51-1282 · Telefax +49 (0) 7836/511440
E-Mail: info@hansgrohe.com · Internet: www.hansgrohe.com

01/2008
9.05471.03
Français

assembly instructions



Raindance E 100 AIR 1jet
28508XXX



Raindance S 100 AIR 1jet
28509XXX

hansgrohe

Raindance E 100 AIR 1jet
28508XXX



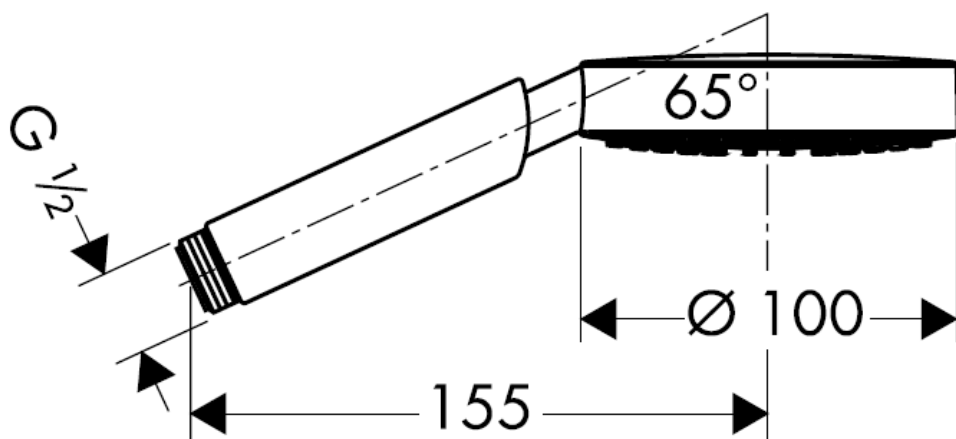
Rain AIR



Raindance S 100 AIR 1jet
28509XXX



Rain AIR



Technical Data

Operating pressure: max. 1 MPa
 Recommended operating pressure: 0,1 – 0,4 MPa
 (1 MPa = 10 bars = 147 PSI)
 Hot water temperature: max. 60° C

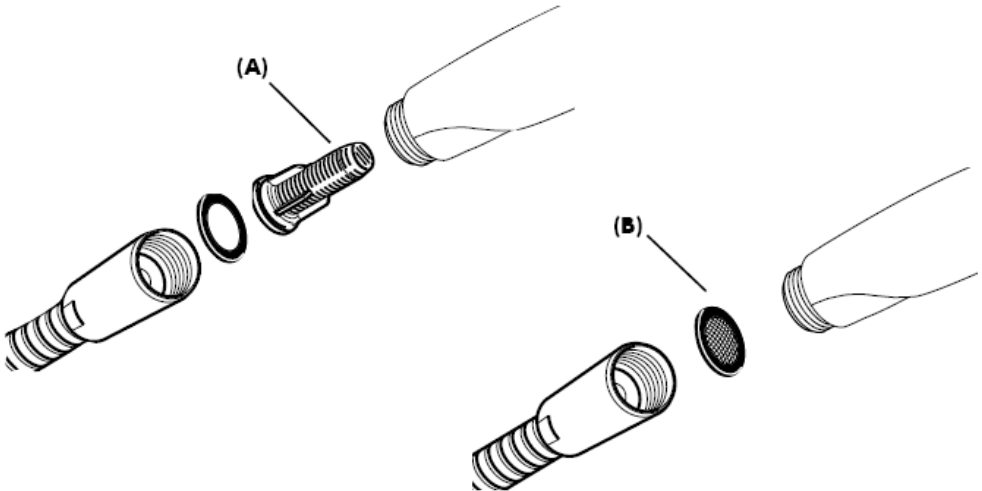
Test certificate

	DVGW	P-IX	SVGW	ACS	NF	WRAS	KIWA
28508XXX	X	P-IX 9876/IC	X	X			X
28509XXX	X	P-IX 9875/IB	X	X			X

Assembly

The filter insert (A) must be used to ensure the standard flow rate and to protect the hand shower against incoming dirt by pipework. Do you want a larger water flow rate, then you must use the filter packing (B) instead of the filter insert (A).

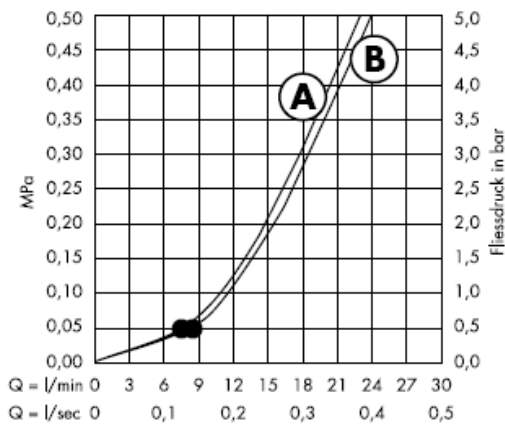
Incoming dirt leads to defects or/and can damage parts of the hand shower; such caused faults voids all liability and guarantee claims.



With filter insert (A)

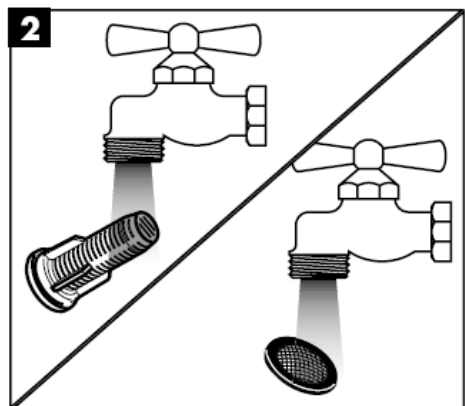
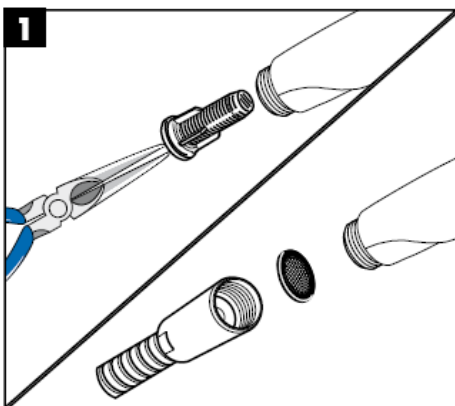
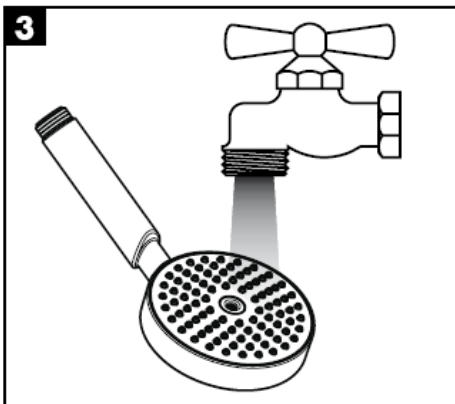
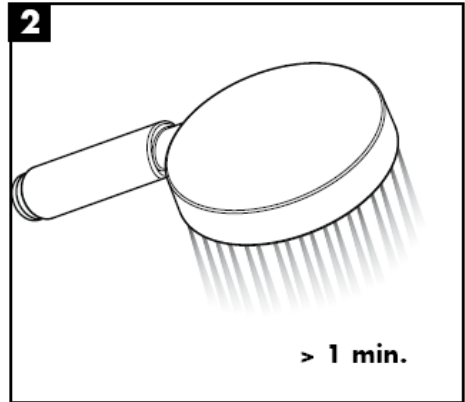
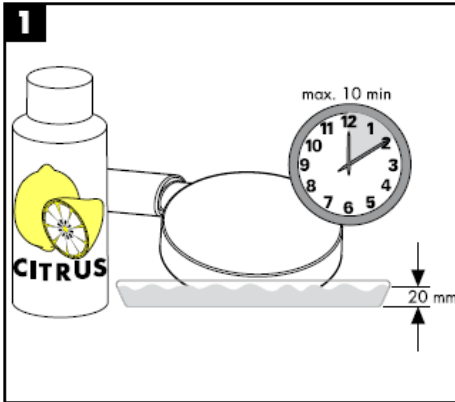
With filter packing (B)

From • the function is guaranteed.



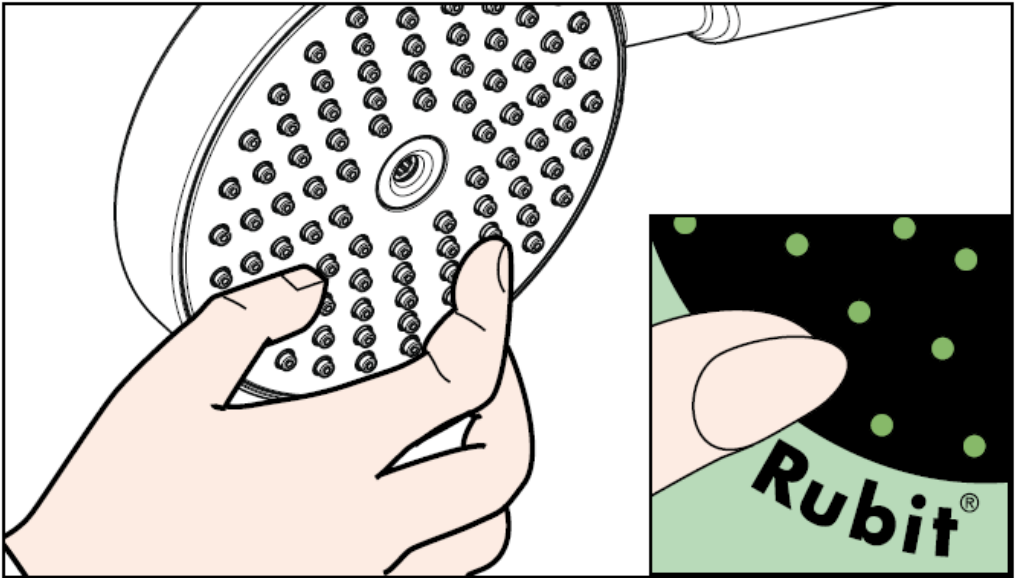
The hand shower is suitable for continuous flow water heaters with a heat output of 21 kW and a minimum through flow of 7 l/minute.

Cleaning



Cleaning

The Rubit® cleaning function only needs a small manual rub over to remove the lime scale from the spray channels.

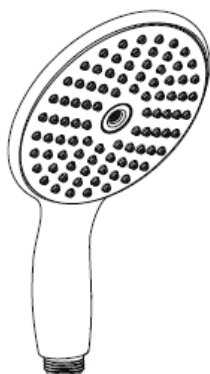


hansgrohe

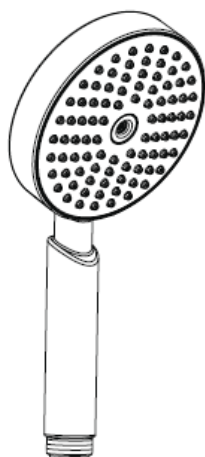
Hansgrohe · Postfach 1145 · D-77761 Schiltach · Telefon +49 (0) 78 36/51-1282 · Telefax +49 (0) 7836/511440
E-Mail: info@hansgrohe.com · Internet: www.hansgrohe.com

01/2008
9.05471.03
English

Istruzioni per Installazione



Raindance E 100 AIR 1jet
28508XXX



Raindance S 100 AIR 1jet
28509XXX

hansgrohe

Raindance E 100 AIR 1jet
28508XXX



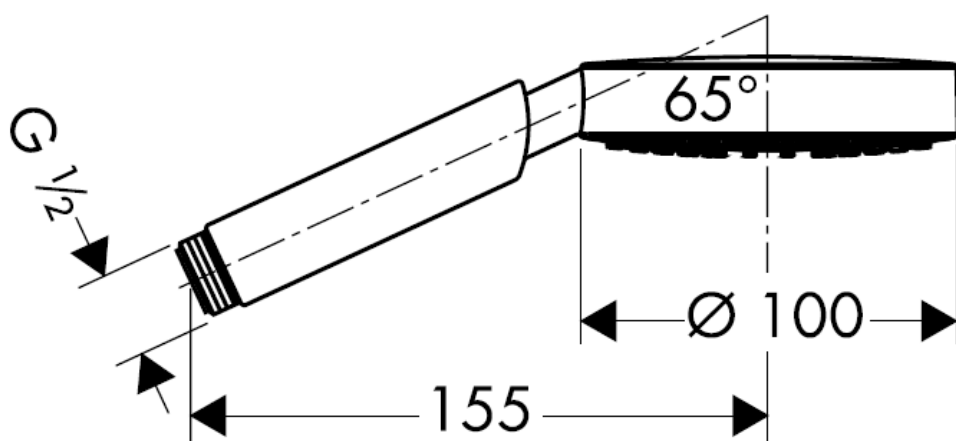
Rain AIR



Raindance S 100 AIR 1jet
28509XXX



Rain AIR



Dati tecnici

Pressione d'uso: max. 1 MPa
 Pressione d'uso consigliata: 0,1 – 0,4 MPa
 (1 MPa = 10 bar = 147 PSI)
 Temperatura dell'acqua calda: max. 60° C

Segno di verifica

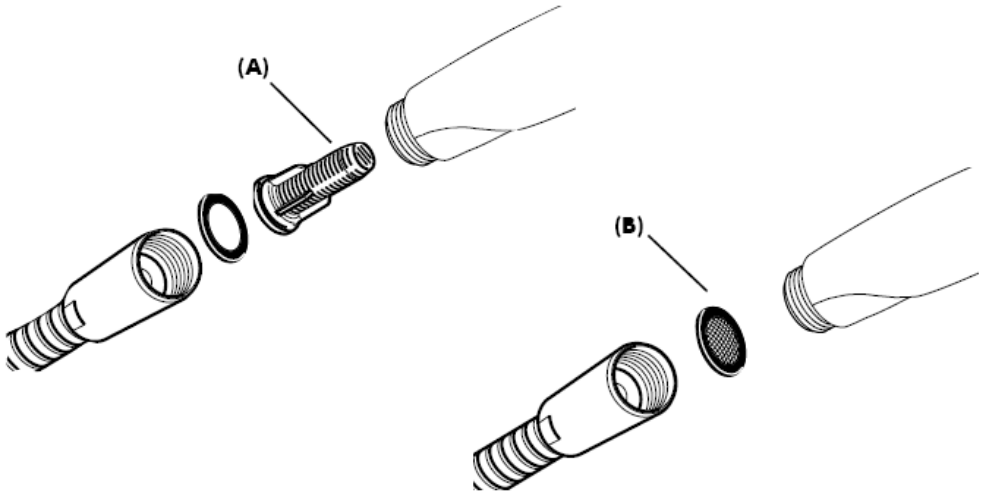
	DVGW	P-IX	SVGW	ACS	NF	WRAS	KIWA
28508XXX	X	P-IX 9876/IC	X	X			X
28509XXX	X	P-IX 9875/IB	X	X			X

Montaggio

Il filtro supplementare (A) deve essere utilizzato per assicurare il normale flusso dell'acqua e proteggere la doccetta dai depositi di calcare.

Se volete un flusso d'acqua maggiore dovete usare il filtro dell'imbottaggio(B) invece del filtro supplementare(A).

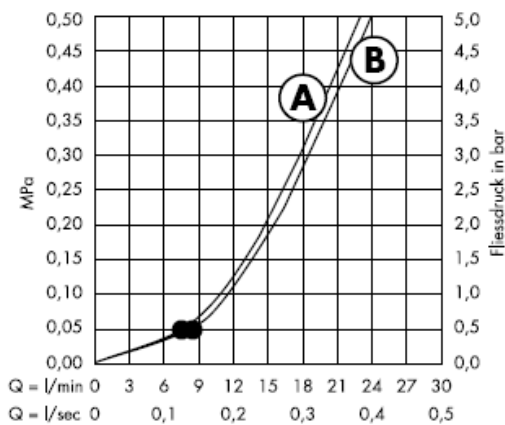
Lo sporco in entrata può danneggiare le parti della doccetta; questo é motivo di molte lamentele del cliente.



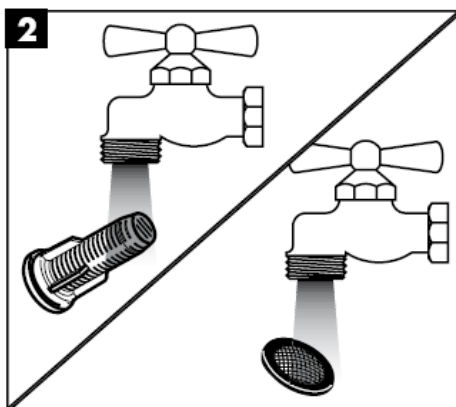
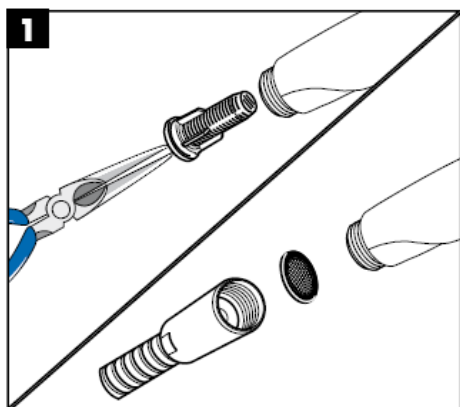
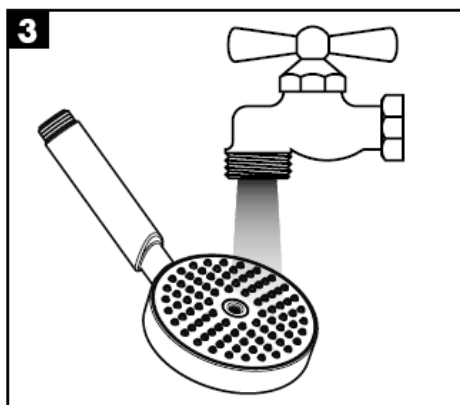
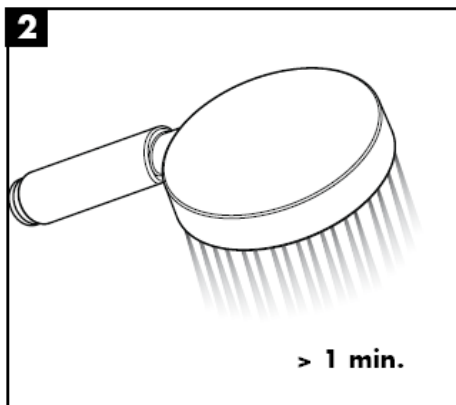
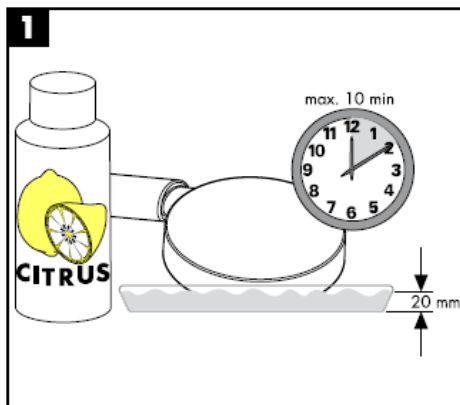
Con filtro supplementare (A)

Con filtro di imballaggio

Dal • si garantisce la funzionalità.

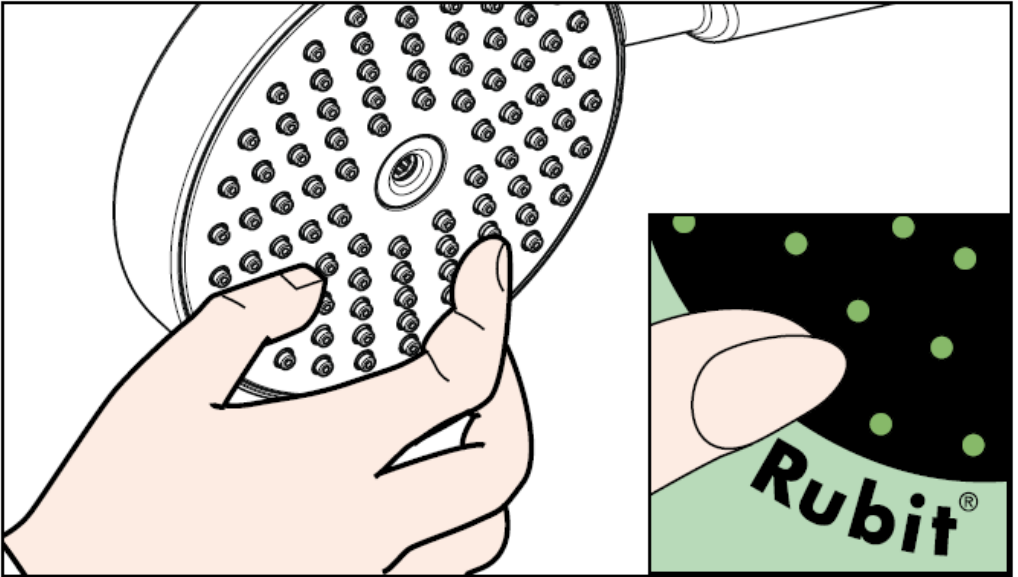


La doccia è adatta all'uso con caldaie istantanee da 21 kW con portata minima die 7 l/min.



Pulitura

Con Rubit®, la funzione anticalcare manuale, i diffusori del getto possono essere liberati da calcare con un semplice strofinamento.

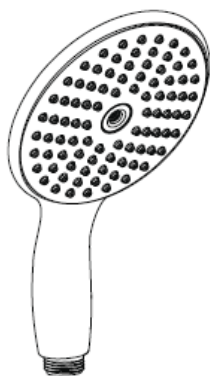


hansgrohe

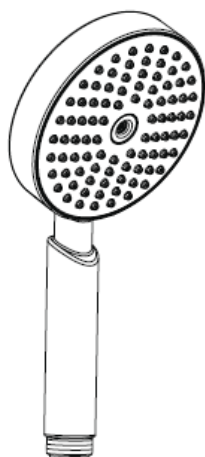
Hansgrohe · Postfach 1145 · D-77761 Schiltach · Telefon +49 (0) 78 36/51-1282 · Telefax +49 (0) 7836/511440
E-Mail: info@hansgrohe.com · Internet: www.hansgrohe.com

01/2008
9.05471.03
Italiano

Instrucciones de montaje



Raindance E 100 AIR 1jet
28508XXX



Raindance S 100 AIR 1jet
28509XXX

hansgrohe

Raindance E 100 AIR 1jet
28508XXX



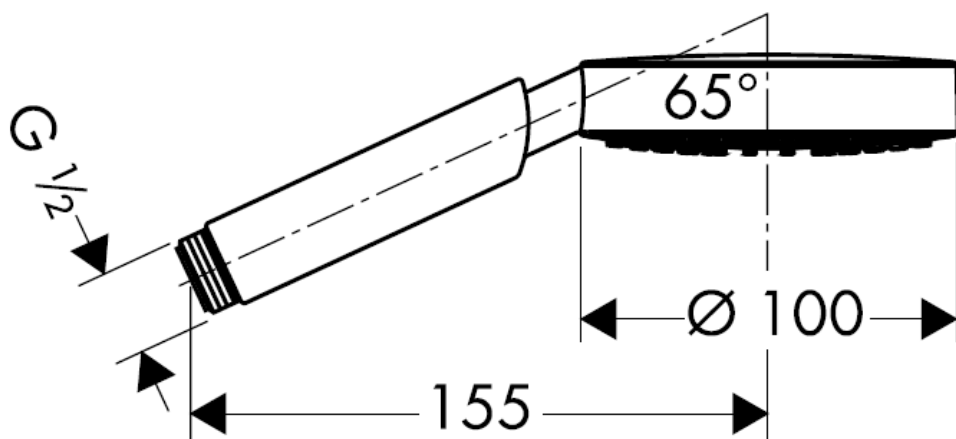
Rain AIR



Raindance S 100 AIR 1jet
28509XXX



Rain AIR



Datos técnicos

Presión en servicio: max. 1 MPa
 Presión recomendada en servicio: 0,1 – 0,4 MPa
 (1 MPa = 10 bares = 147 PSI)
 Temperatura del agua caliente: max. 60° C

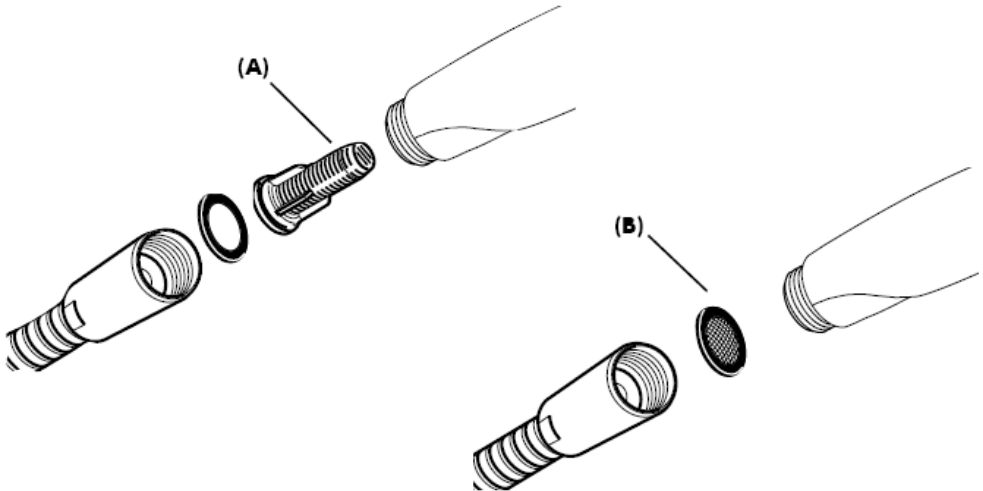
Marca de verificación

	DVGW	P-IX	SVGW	ACS	NF	WRAS	KIWA
28508XXX	X	P-IX 9876/IC	X	X			X
28509XXX	X	P-IX 9875/IB	X	X			X

Montaje

La inserción del filtro (A) debe usarse para asegurar el caudal estandar y para proteger la ducha de la suciedad proveniente de las tuberías. Si se quiere un caudal mayor, se debe usar el paquete de filtro (B) en lugar de la inserción de filtro (A).

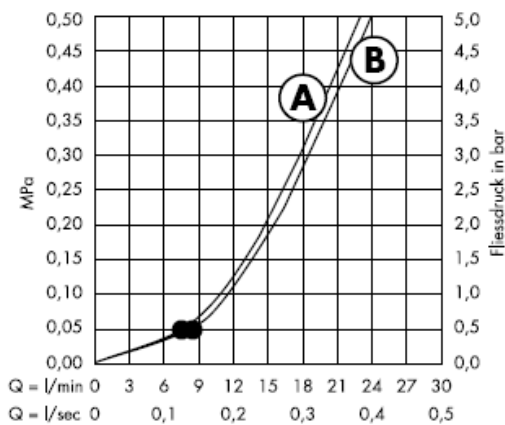
La suciedad puede producir defectos y/o puede dañar partes de la cabecera de la ducha. Por dichos defectos o fallos Hansgrohe no se hace responsable.



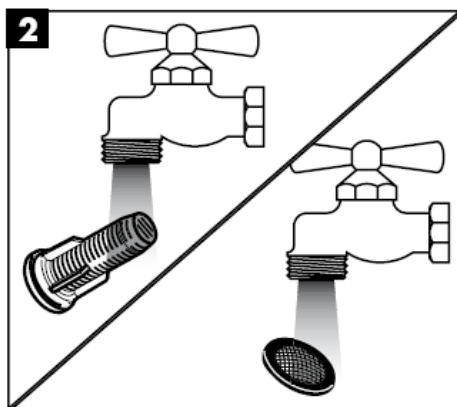
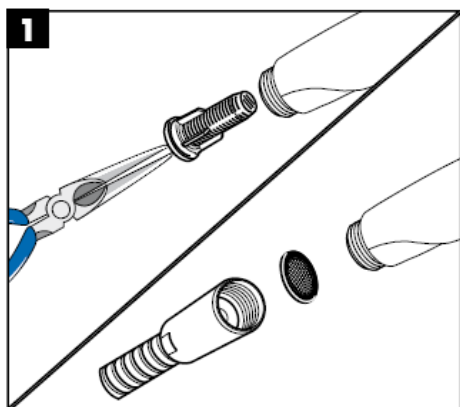
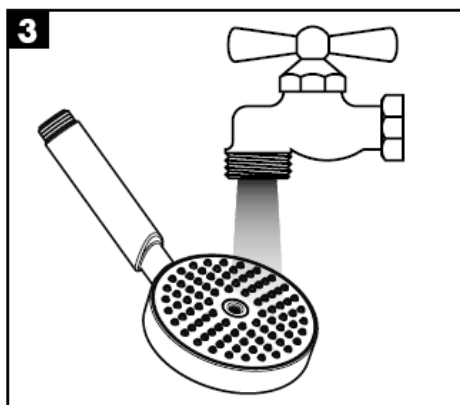
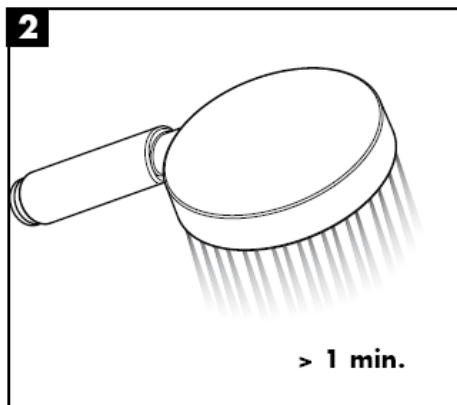
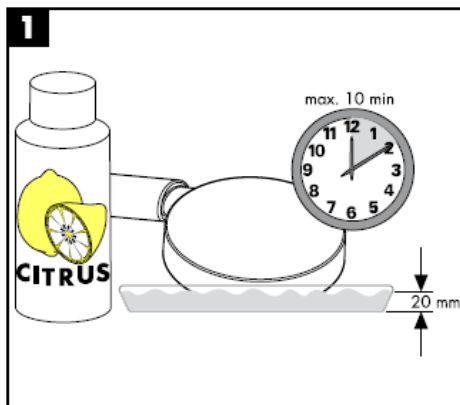
Con inserción de filtro (A)

Con paquete de filtro (B)

Mínimo • para el correcto funcionamiento.

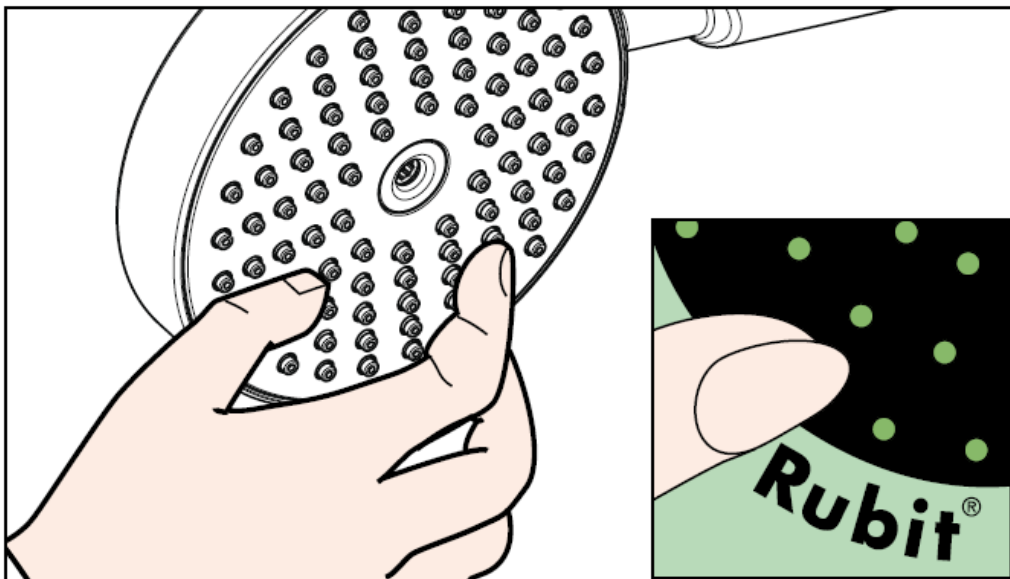


La teleducha se puede instalar con un calentador continuo de 21 kW de potencia o superior y un caudal mínimo de 7 l/min.



Limpiar

Rubit®, la función de limpieza manual, permite quitar la cal simplemente frotando los ejectores.

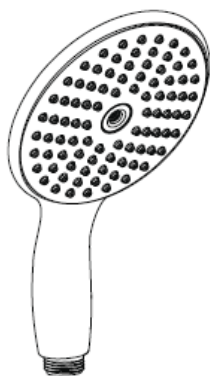


hansgrohe

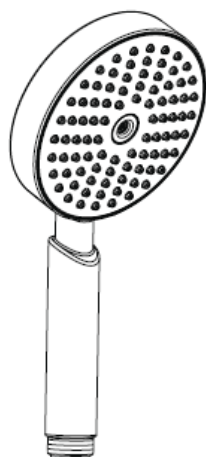
Hansgrohe · Postfach 1145 · D-77761 Schiltach · Telefon +49 (0) 78 36/51-1282 · Telefax +49 (0) 7836/511440
E-Mail: info@hansgrohe.com · Internet: www.hansgrohe.com

01/2008
9.05471.03
Español

Handleiding



Raindance E 100 AIR 1jet
28508XXX



Raindance S 100 AIR 1jet
28509XXX

hansgrohe

Raindance E 100 AIR 1jet
28508XXX



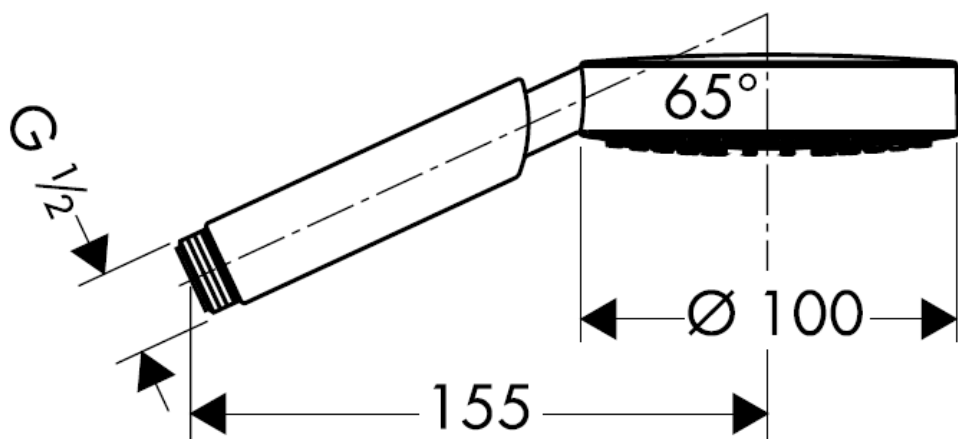
Rain AIR



Raindance S 100 AIR 1jet
28509XXX



Rain AIR



Technische gegevens

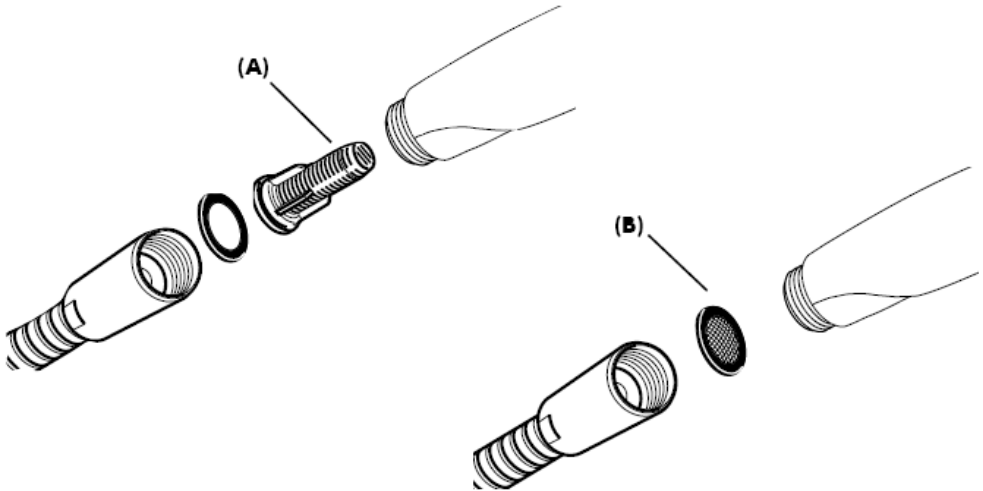
Werkdruk: max. max. 1 MPa
 Aanbevolen werkdruk: 0,1 – 0,4 MPa
 (1 MPa = 10 bar = 147 PSI)
 Temperatuur warm water: max. 60° C

Keurmerk

	DVGW	P-IX	SVGW	ACS	NF	WRAS	KIWA
28508XXX	X	P-IX 9876/IC	X	X			X
28509XXX	X	P-IX 9875/IB	X	X			X

Montage

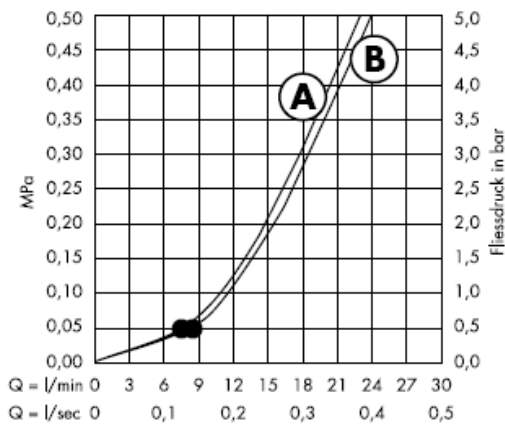
De bijgeleverde filter (A) moet ingebouwd worden om de norm doorstroom van de handdouche te garanderen en vuil uit de leidingen tegen te houden. Als er een grotere waterdoorlaat gewenst wordt moet i.p.v. het filter de dichting geplaatst worden. Vuil uit de leidingen kan schade aan de handdouche veroorzaken. Op deze schade geeft Hansgrohe geen garantie.



Met filter (A)

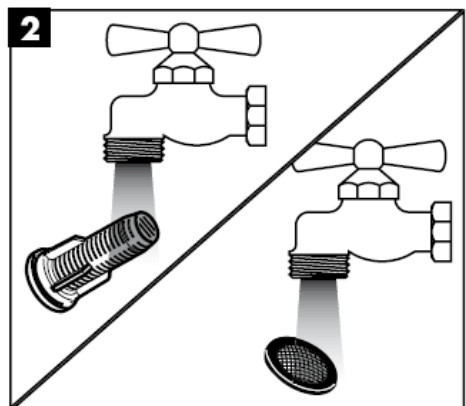
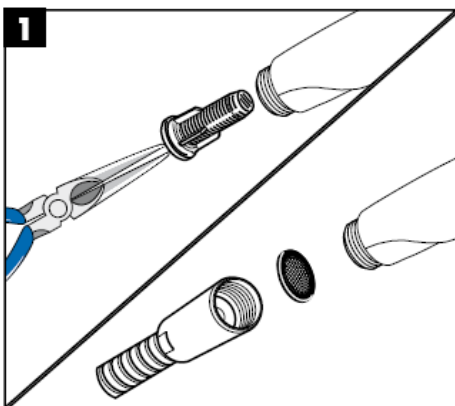
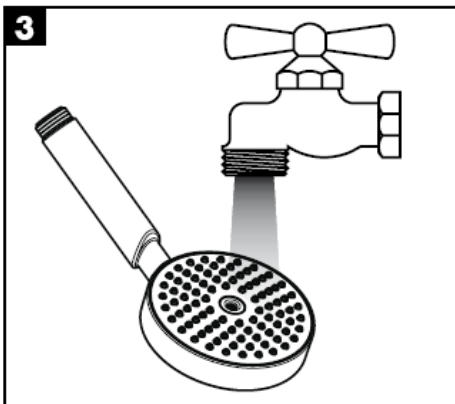
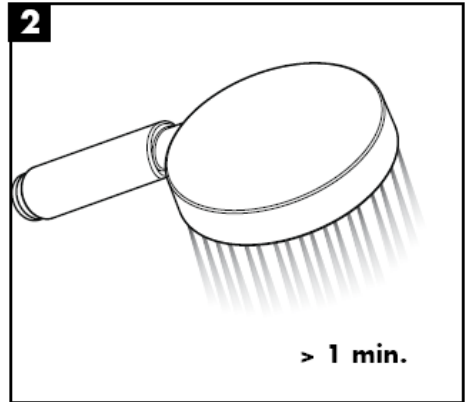
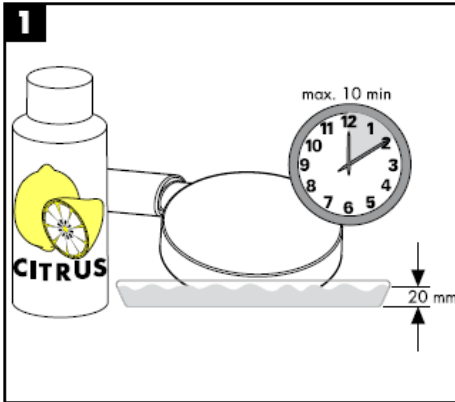
Met dichting (B)

Vanaf • is het functioneren gegarandeerd.



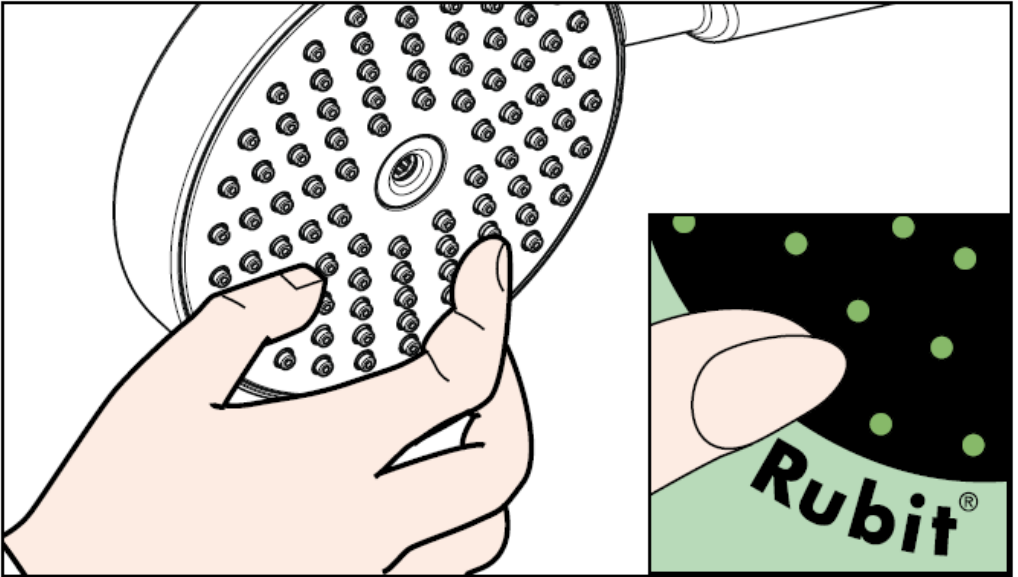
De handdouche is geschikt voor gebruik bij doorstroomtoestellen vanaf 21 kW met een minimale doorstroom van 7 l/min.

Reinigen



Reinigen

Met Rubit®, de handmatige reinigingsfunctie, kunnen de straalopeningen door het met de hand wegwrijven van kalk, gereinigd worden.

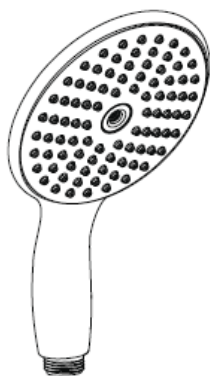


hansgrohe

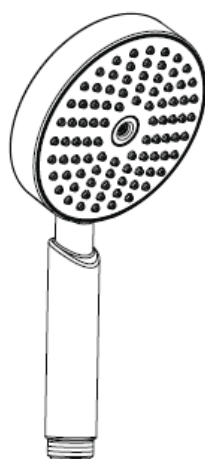
Hansgrohe · Postfach 1145 · D-77761 Schiltach · Telefon +49 (0) 78 36/51-1282 · Telefax +49 (0) 7836/511440
E-Mail: info@hansgrohe.com · Internet: www.hansgrohe.com

01/2008
9.05471.03
Nederlands

Monteringsvejledning



Raindance E 100 AIR 1jet
28508XXX



Raindance S 100 AIR 1jet
28509XXX

hansgrohe

Raindance E 100 AIR 1jet
28508XXX



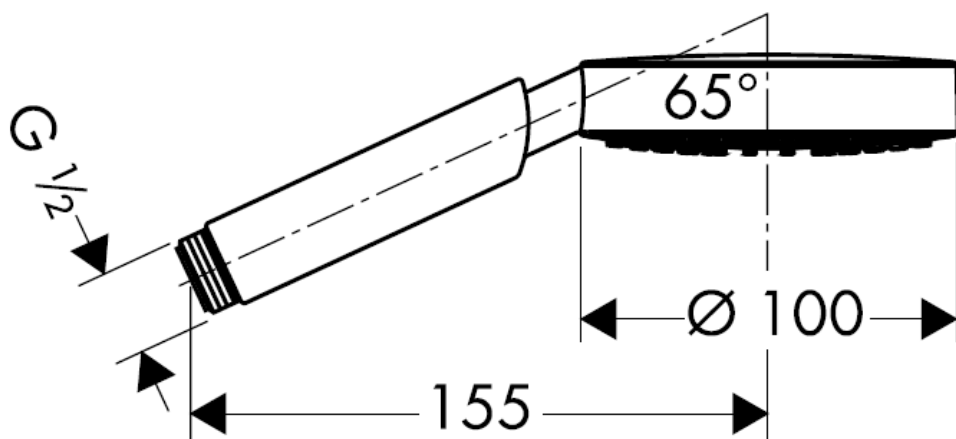
Rain AIR



Raindance S 100 AIR 1jet
28509XXX



Rain AIR



Tekniske data

Driftstryk: max. 1 MPa
 Anbefalet driftstryk: 0,1 – 0,4 MPa
 (1 MPa = 10 bar = 147 PSI)
 Varmtvandstemperatur: max. 60° C

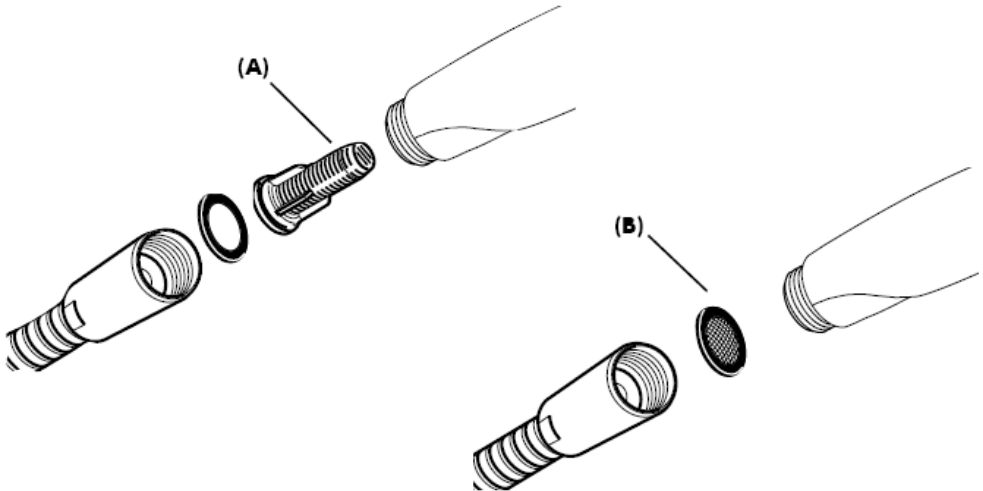
Godkendelse

	DVGW	P-IX	SVGW	ACS	NF	WRAS	KIWA
28508XXX	X	P-IX 9876/IC	X	X			X
28509XXX	X	P-IX 9875/IB	X	X			X

Montering

Den vedlagte filterindsats (A) skal monteres for at sikre en normal vandgennemstrømning og for at forhindre at der kommer smuds i håndbruseren fra rørsystemet. Ønskes en større vandgennemstrømning skal filterindsatsen (A) erstattes med en smudsfangsi (B).

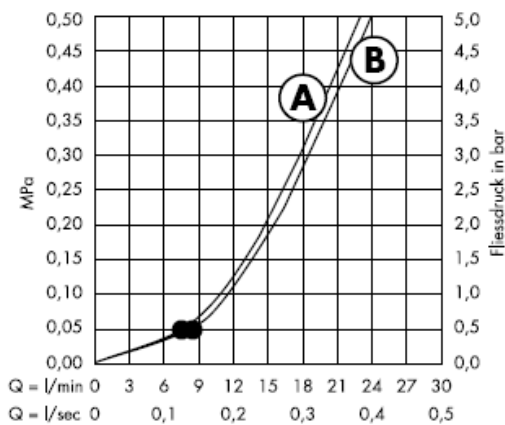
Snavs der er kommet ind i håndbruseren kan skade funktionsdelene i håndbruseren, og Hansgrohes garanti gælder ikke for skader der er opstået på denne måde.



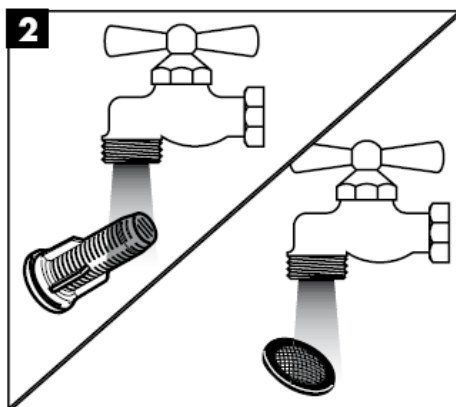
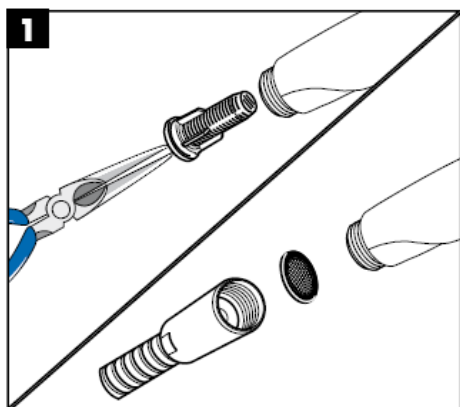
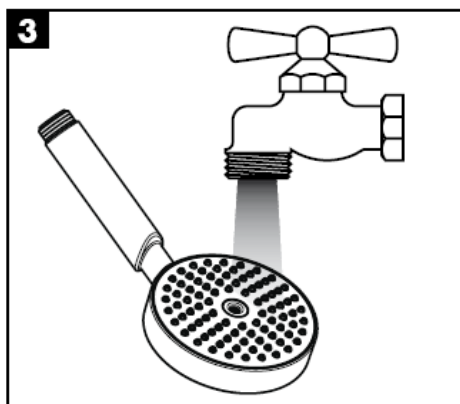

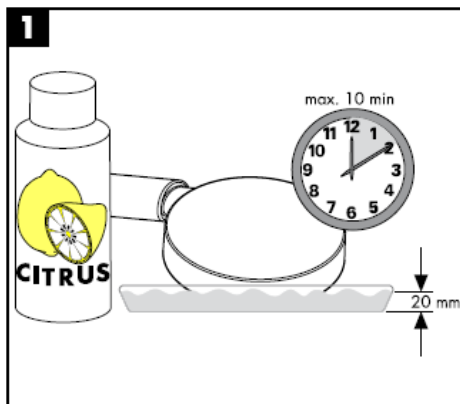
Med filterindsats (A)

Med smudsfangsi (B)

Fra • er funktionen anvendelig.

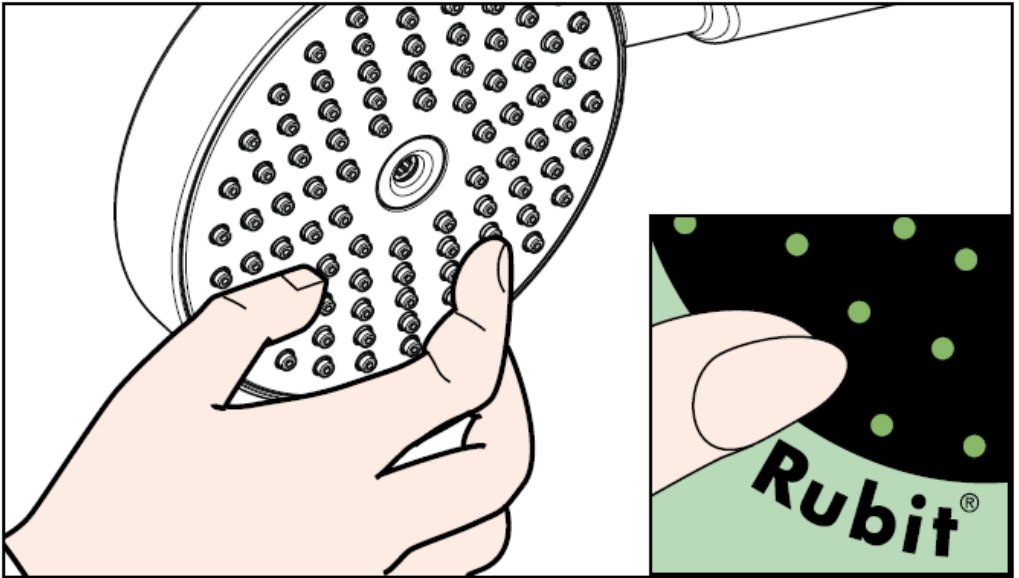


Håndbruseren er velegnet i forbindelse med gennemstrømningsvandvarmere på min 21 kW samt en gennemstrømningsmængde på min. 7 l/min.



Rengøring

Med Rubit®, den manuelle rengøringsfunktion kan strålekanalerne let renses for kalk - der skal blot gnubbes!

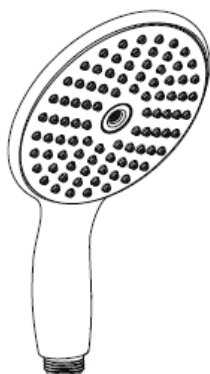


hansgrohe

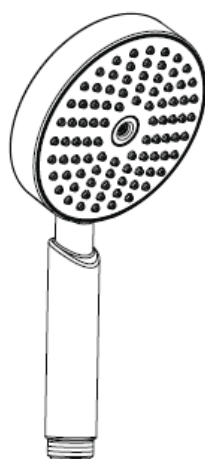
Hansgrohe · Postfach 1145 · D-77761 Schiltach · Telefon +49 (0) 78 36/51-1282 · Telefax +49 (0) 7836/511440
E-Mail: info@hansgrohe.com · Internet: www.hansgrohe.com

01/2008
9.05471.03
Dansk

Manual de Instalación



Raindance E 100 AIR 1jet
28508XXX



Raindance S 100 AIR 1jet
28509XXX

hansgrohe

Raindance E 100 AIR 1jet
28508XXX



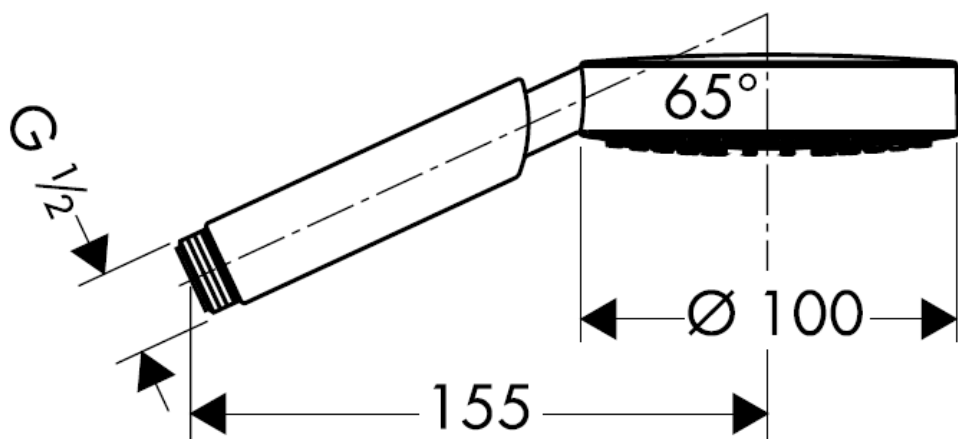
Rain AIR



Raindance S 100 AIR 1jet
28509XXX



Rain AIR



Dados Técnicos

Pressão de funcionamento: max. 1 MPa
 Pressão de func. recomendada: 0,1 – 0,4 MPa
 (1 MPa = 10 bar = 147 PSI)
 Temperatura da água quente: max. 60° C

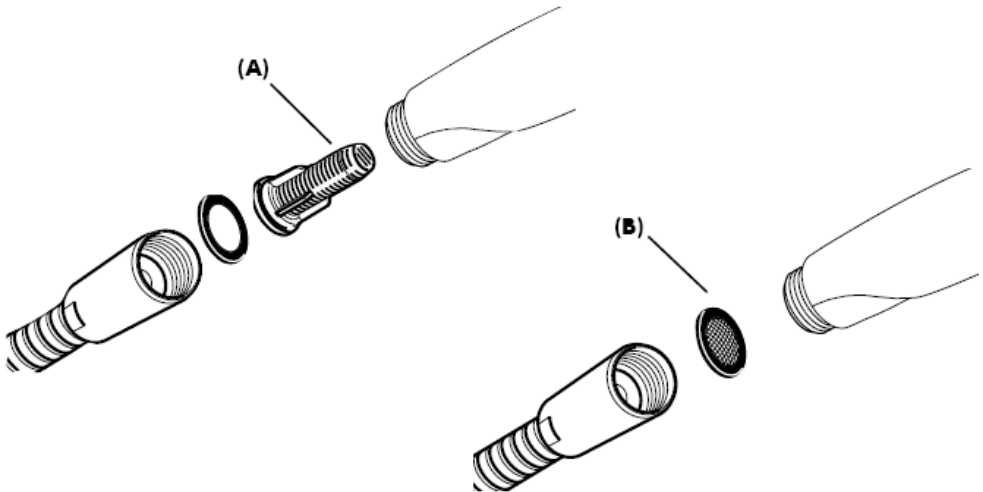
Marca de controlo

	DVGW	P-IX	SVGW	ACS	NF	WRAS	KIWA
28508XXX	X	P-IX 9876/IC	X	X			X
28509XXX	X	P-IX 9875/IB	X	X			X

Montagem

O filtro de inserção (A) deve ser utilizado para assegurar um caudal standart e para proteger o chuveiro de mão de areias e resíduos provenientes da tubagem. Se quiser um caudal maior, deve usar o filtro de junção (B) em vez do filtro de inserção (A).

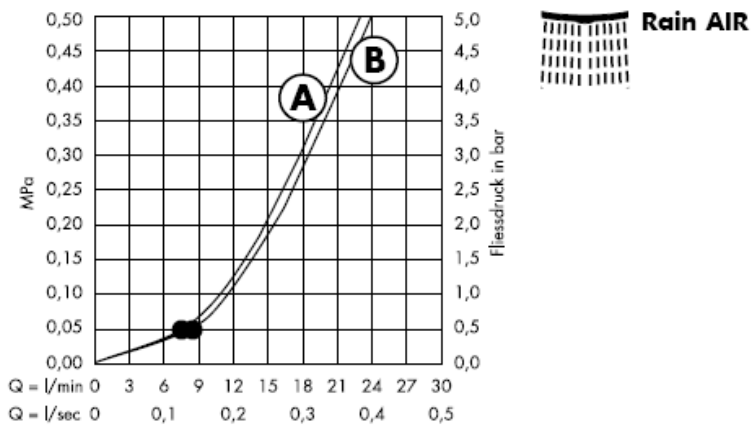
Resíduos e areias podem danificar componentes ou provocar o mau funcionamento do chuveiro; as avarias assim provocadas anulam a responsabilidade e garantia Hansgrohe.



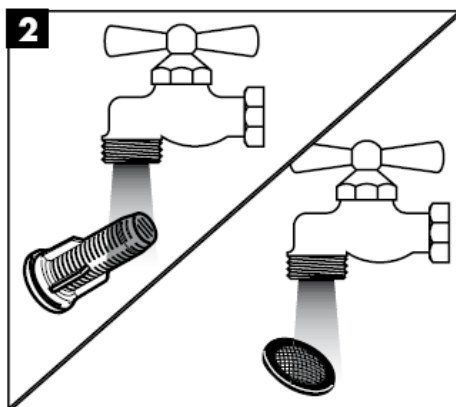
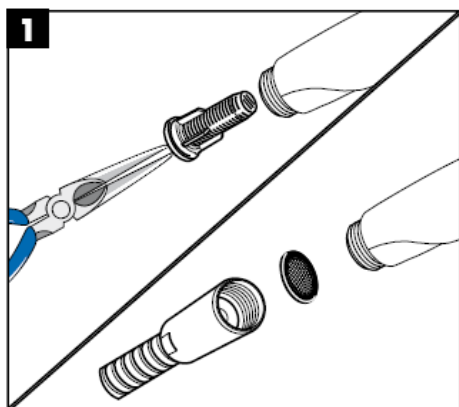
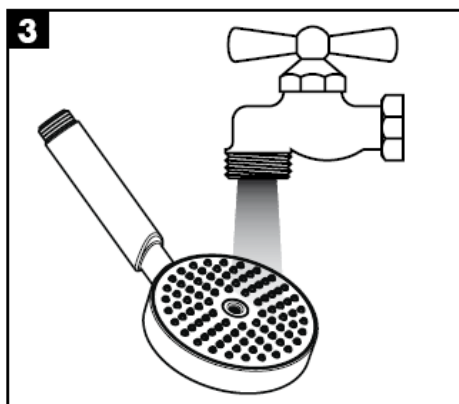

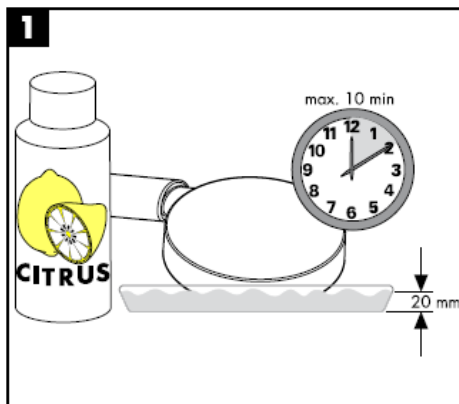
Com o filtro (A)

Com o filtro de junção (B)

- A partir deste ponto inicia-se o funcionamento correcto.

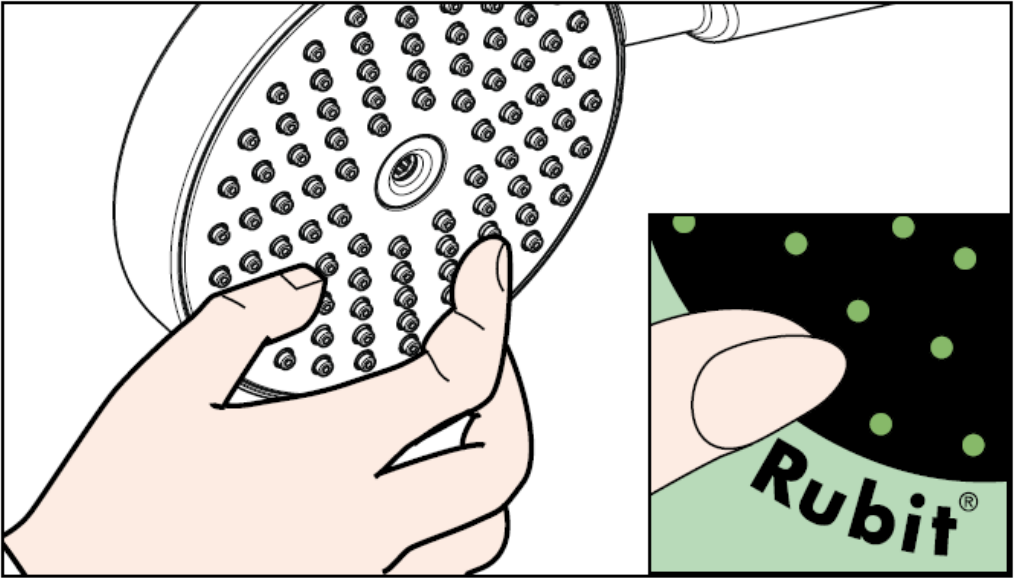


O chuveiro de mão é compatível com esquentadores instantâneos de 21 kW e um caudal mínimo de 7 l/minuto.



Limpeza

O sistema de limpeza Rubit® requer apenas uma ligeira passagem com a mão para remover os depósitos de calcário do emulsor.

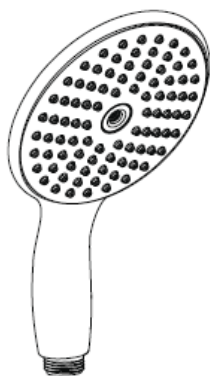


hansgrohe

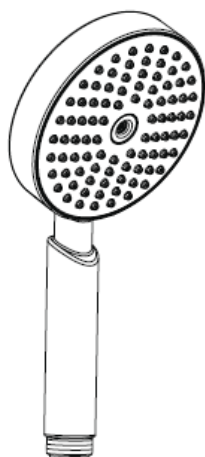
Hansgrohe · Postfach 1145 · D-77761 Schiltach · Telefon +49 (0) 78 36/51-1282 · Telefax +49 (0) 7836/511440
E-Mail: info@hansgrohe.com · Internet: www.hansgrohe.com

01/2008
9.05471.03
Português

Instrukcija montažu



Raindance E 100 AIR 1jet
28508XXX



Raindance S 100 AIR 1jet
28509XXX

hansgrohe

Raindance E 100 AIR 1jet
28508XXX



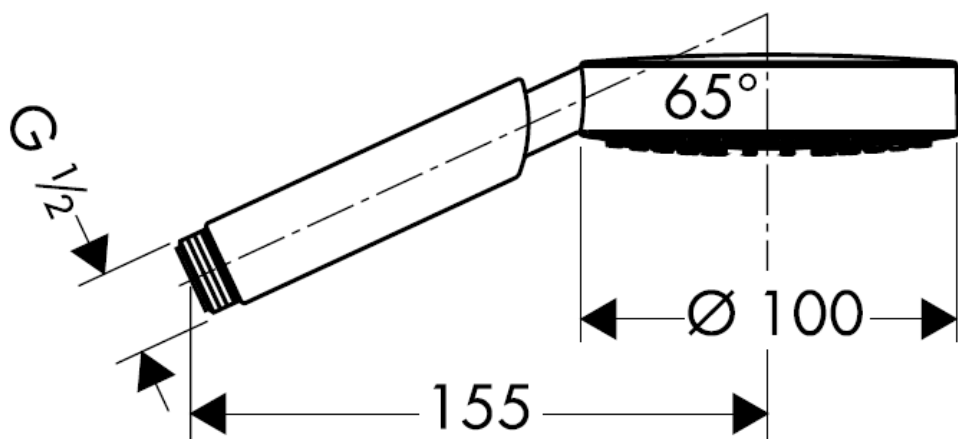
Rain AIR



Raindance S 100 AIR 1jet
28509XXX



Rain AIR



Dane techniczne

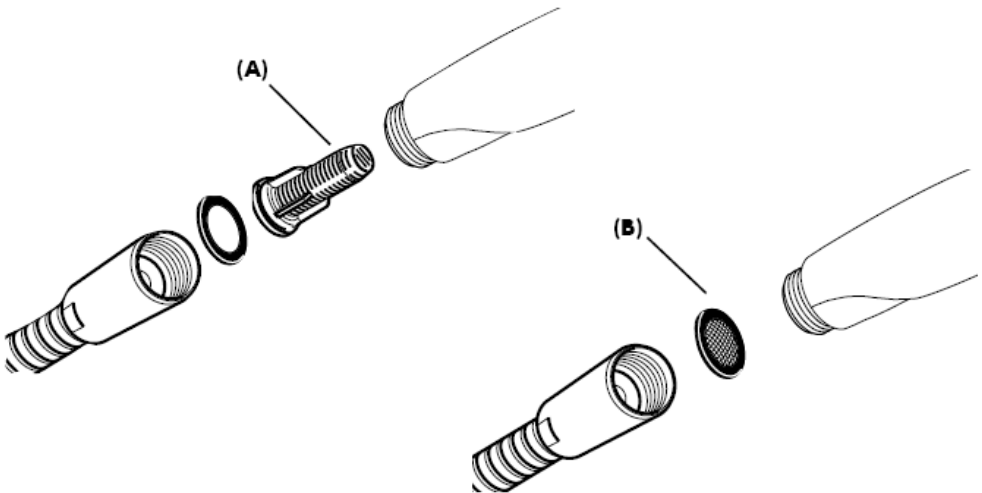
Ciśnienie robocze:	max. 1 MPa
Zalecane ciśnienie robocze:	0,1 – 0,4 MPa
(1 MPa = 10 bary = 147 PSI)	
Temperatura wody gorącej:	max. 60° C

Znak jakości

	DVGW	P-IX	SVGW	ACS	NF	WRAS	KIWA
28508XXX	X	P-IX 9876/IC	X	X			X
28509XXX	X	P-IX 9875/IB	X	X			X

Montaż

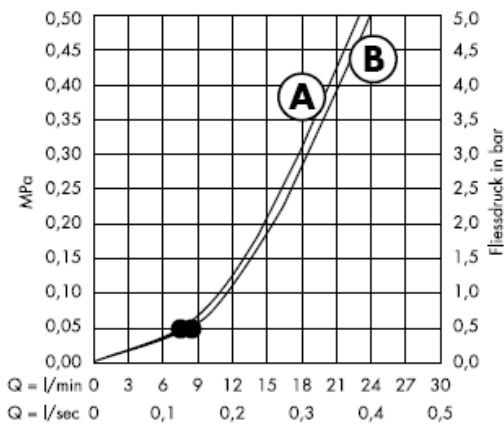
Należy zamontować znajdującą się w opakowaniu wkładkę filtra (A), aby zapewnić przepisowy przepływ przez prysznic ręczny i zapobiec przedostawaniu się zanieczyszczeń z instalacji sieciowej. Jeżeli pożądanym jest większy przepływ wody, wówczas należy zamiast wkładki filtra (A) użyć uszczelki z sitkiem (B). Przedostające się zanieczyszczenia mogą mieć negatywny wpływ na działanie i/lub prowadzić do usterek w działaniu elementów prysznica ręcznego. Za powstałe z tego tytułu szkody firma Hansgrohe nie ponosi odpowiedzialności.



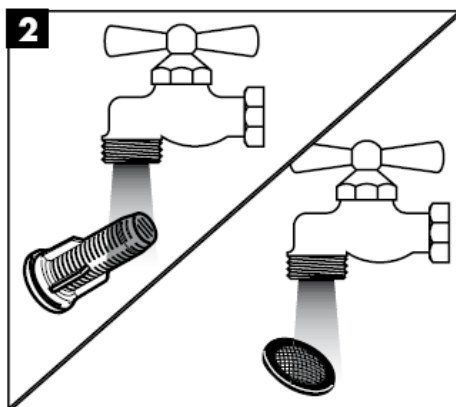
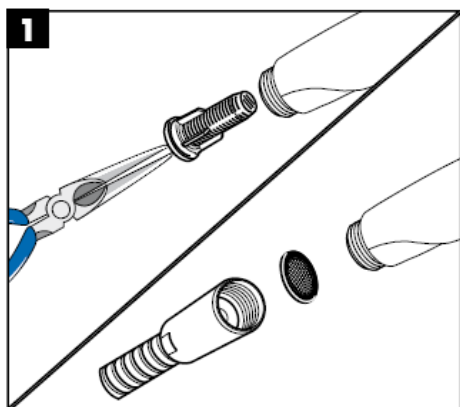
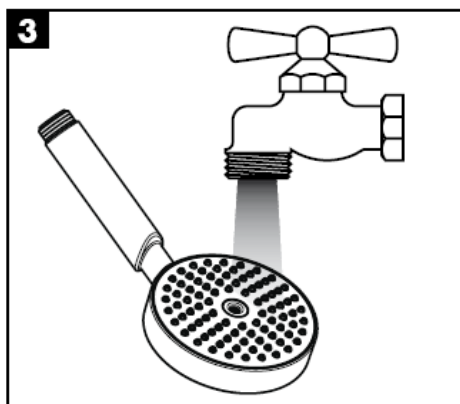

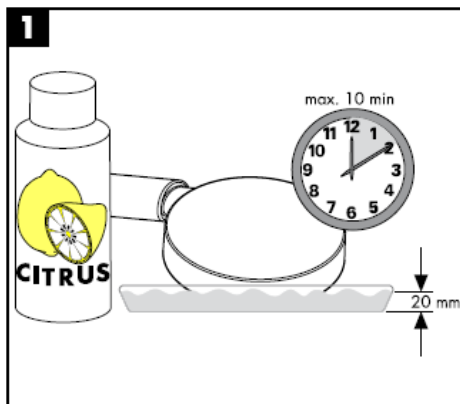
Z wkładką filtra (A)

Z uszczelką z sitkiem (B)

Od • możliwe jest funkcjonowanie.

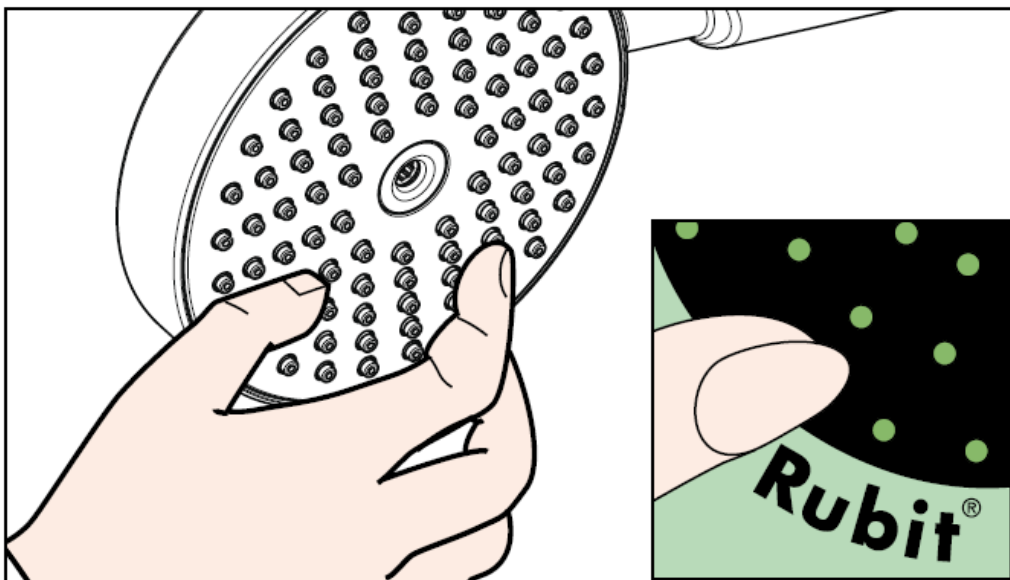


Prysznic ręczny jest przystosowany do przepływowych podgrzewaczy wody o mocy powyżej 21 kW i przepływie minimalnym 7 l/min.



Czyszczenie

Funkcja Rubit® wymaga jedynie delikatnego potarcia dłonią, aby usunąć ewentualne osady kamienia wapiennego.

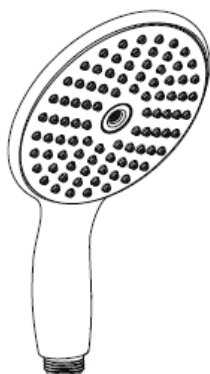


hansgrohe

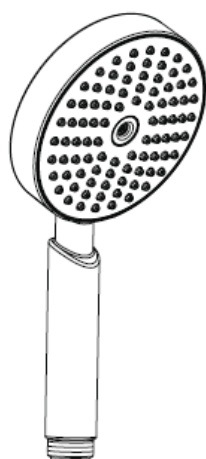
Hansgrohe · Postfach 1145 · D-77761 Schiltach · Telefon +49 (0) 78 36/51-1282 · Telefax +49 (0) 7836/511440
E-Mail: info@hansgrohe.com · Internet: www.hansgrohe.com

01/2008
9.05471.03
Polski

Montážní návod



Raindance E 100 AIR 1jet
28508XXX



Raindance S 100 AIR 1jet
28509XXX

hansgrohe

Raindance E 100 AIR 1jet
28508XXX



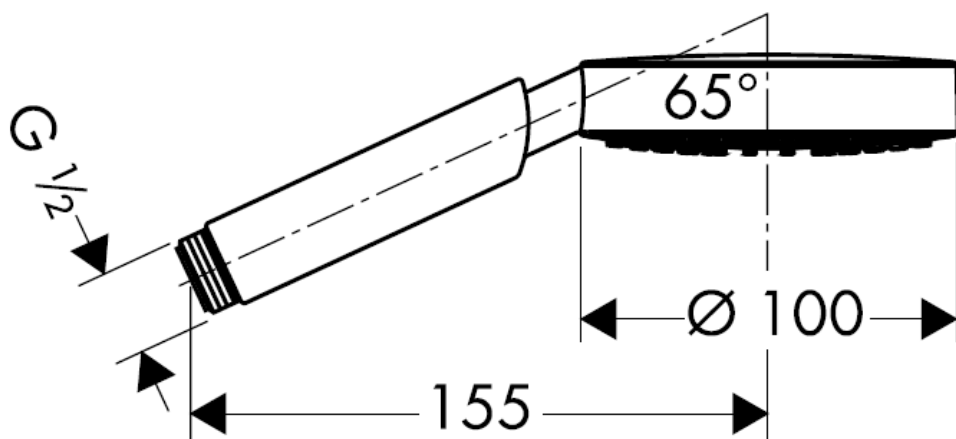
Rain AIR



Raindance S 100 AIR 1jet
28509XXX



Rain AIR



Technické údaje

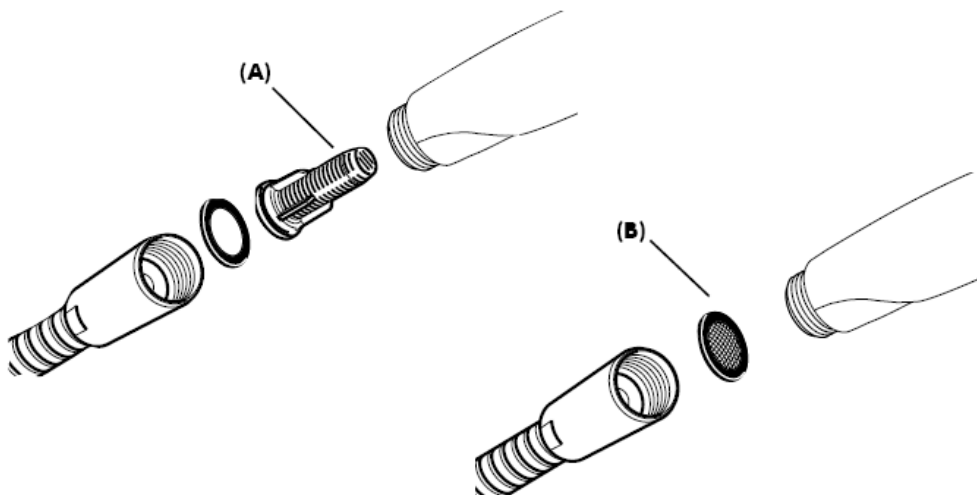
Provozní tlak: max. 1 MPa
 Doporučený provozní tlak: 0,1 – 0,4 MPa
 (1 MPa = 10 barů = 147 PSI)
 Teplota horké vody: max. 60° C

zkušební značka

	DVGW	P-IX	SVGW	ACS	NF	WRAS	KIWA
28508XXX	X	P-IX 9876/IC	X	X			X
28509XXX	X	P-IX 9875/IB	X	X			X

Montáž

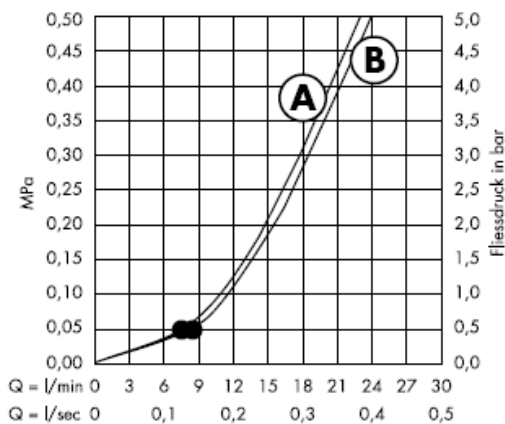
Příbalená filtrační vložka (A) se musí zabudovat, aby zajistila jmenovitý průtok ruční sprchou a zabránila přístupu nečistot vyplavovaných z potrubí. Pokud se požaduje vyšší průtok, musí se vsadit místo filtrační vložky (A) těsnění se sítkem (B). Vyplavené nečistoty mohou ovlivnit funkčnost a nebo také vést k poškození funkčních dílů ruční sprchy. Na tyto škody se záruka firmy Hansgrohe nevztahuje.



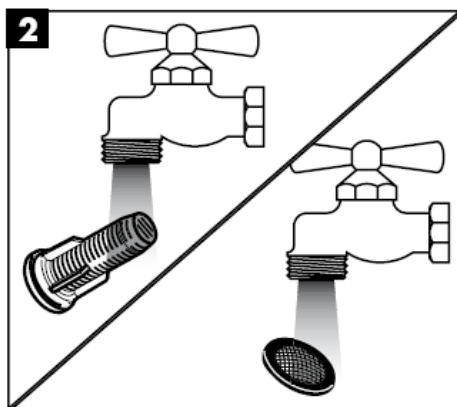
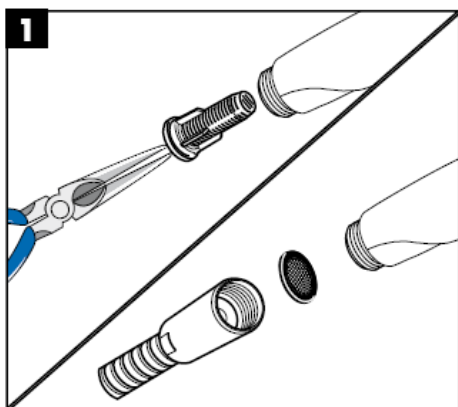
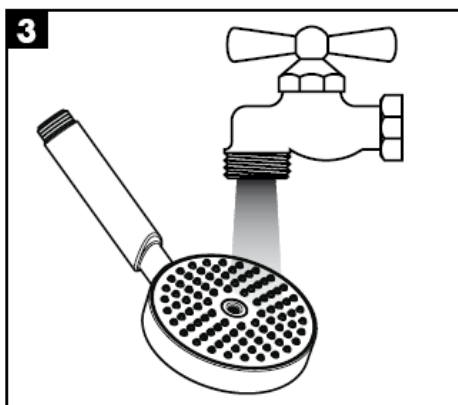
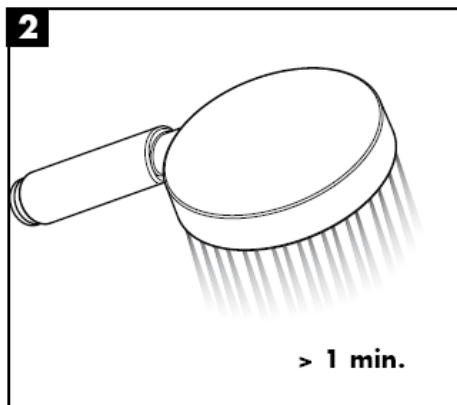
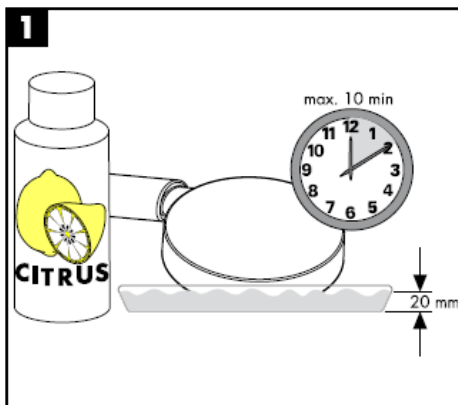
s filtrační vložkou (A)

S těsněním se sítkem (B)

Od • je zaručená funkce

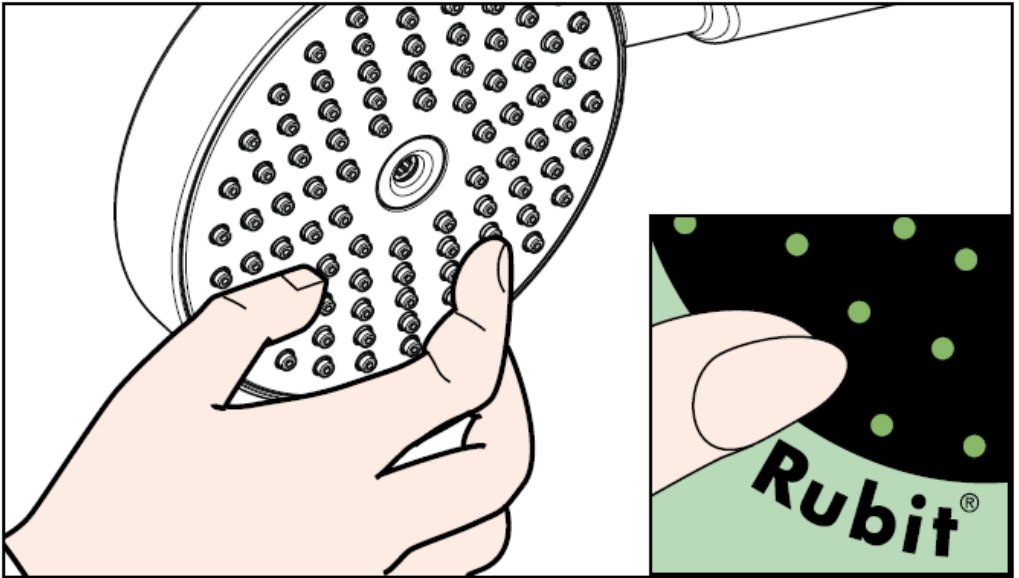


Ruční sprcha je vhodná k použití s průtokovým ohřivačem výkonu od 21 kW a průtoku 7 l/min.



Čištění

S ruční čisticí funkcí Rubit® stačí jednoduché odstranění vodního kamene prsty z trysky kotouče tvarujícího proud vody.

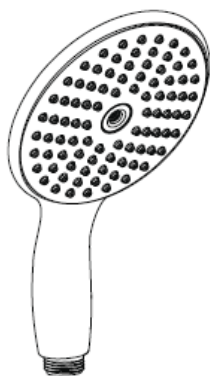


hansgrohe

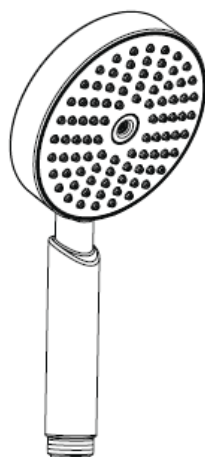
Hansgrohe · Postfach 1145 · D-77761 Schiltach · Telefon +49 (0) 78 36/51-1282 · Telefax +49 (0) 7836/511440
E-Mail: info@hansgrohe.com · Internet: www.hansgrohe.com

01/2008
9.05471.03
Česky

Montážny návod



Raindance E 100 AIR 1jet
28508XXX



Raindance S 100 AIR 1jet
28509XXX

hansgrohe

Raindance E 100 AIR 1jet
28508XXX



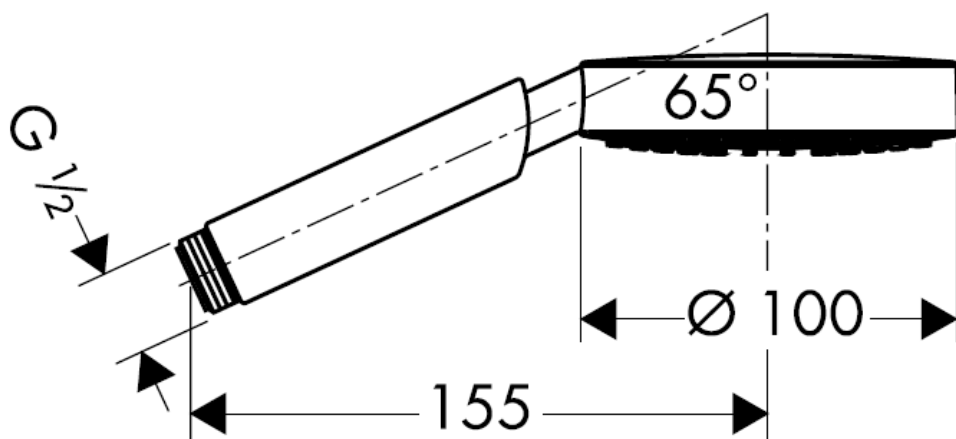
Rain AIR



Raindance S 100 AIR 1jet
28509XXX



Rain AIR



Technické údaje

Prevádzkový tlak:	max. 1 MPa
Doporučený prevádzkový tlak: (1 MPa = 10 barov = 147 PSI)	0,1 – 0,4 MPa
Teplota teplej vody:	max. 60° C

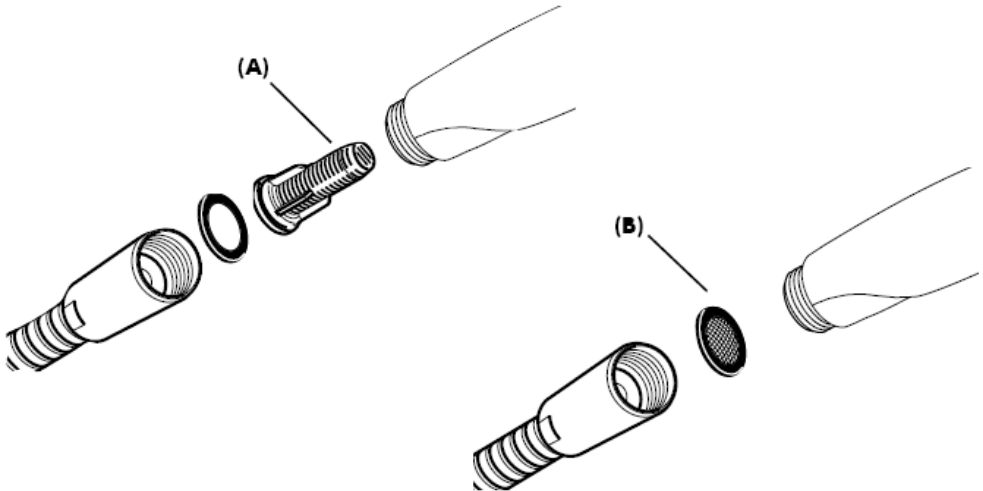
Osvedčenie o skúške

	DVGW	P-IX	SVGW	ACS	NF	WRAS	KIWA
28508XXX	X	P-IX 9876/IC	X	X			X
28509XXX	X	P-IX 9875/IB	X	X			X

Montáž

Pribalená filtračná vložka (A) sa musí zabudovať, aby zaistila menovitý prietok ručnou sprchou a zabránila prístupu nečistôt vyplavovaných z potrubia.

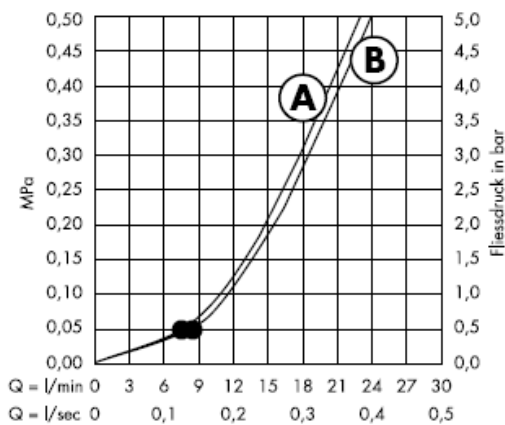
Pokiaľ sa požaduje vyšší prietok, musí sa vsadiť namiesto filtračnej vložky (A) tesnenie so sítkom (B). Vyplavené nečistoty môžu ovplyvniť funkčnosť alebo môžu viesť aj k poškodeniu funkčných dielov ručnej sprchy. Na tieto škody sa záruka firmy Hansgrohe nevzťahuje.



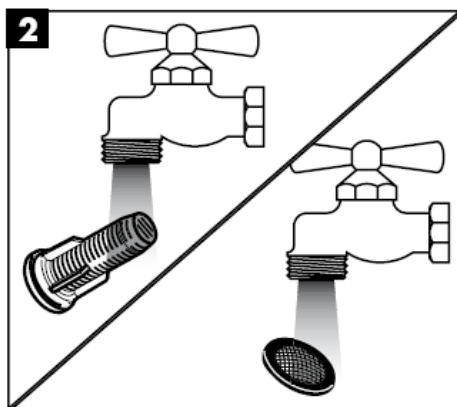
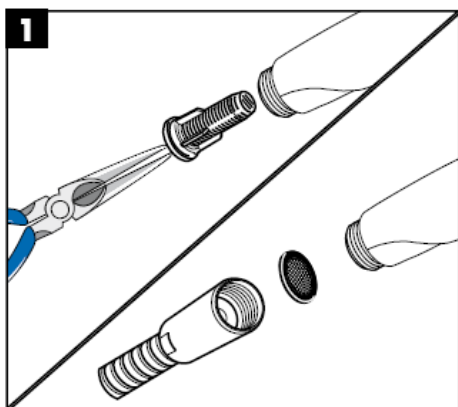
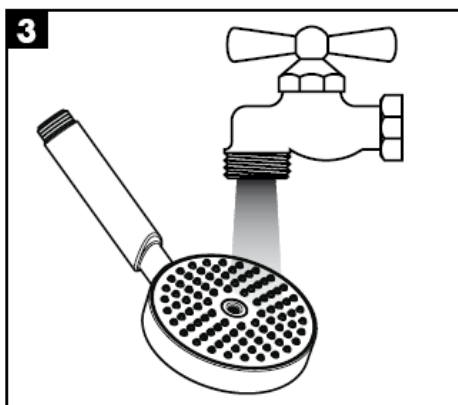
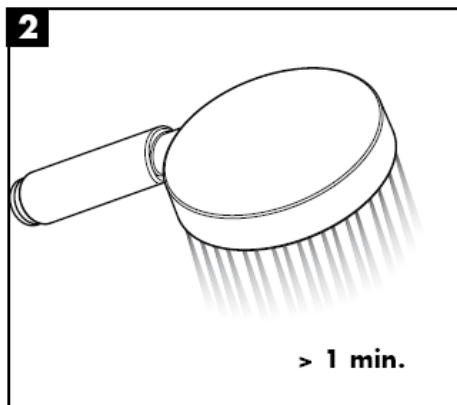
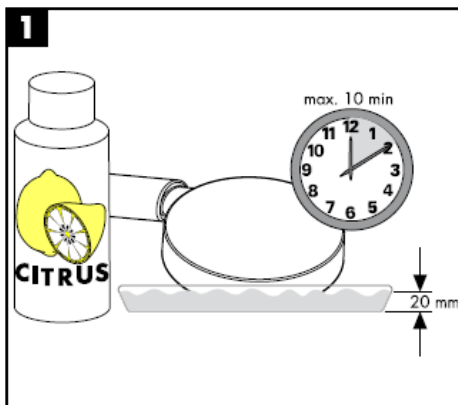
S filtračnou vložkou (A)

S tesnením so sítkom (B)

Od • je zaručená funkcia.

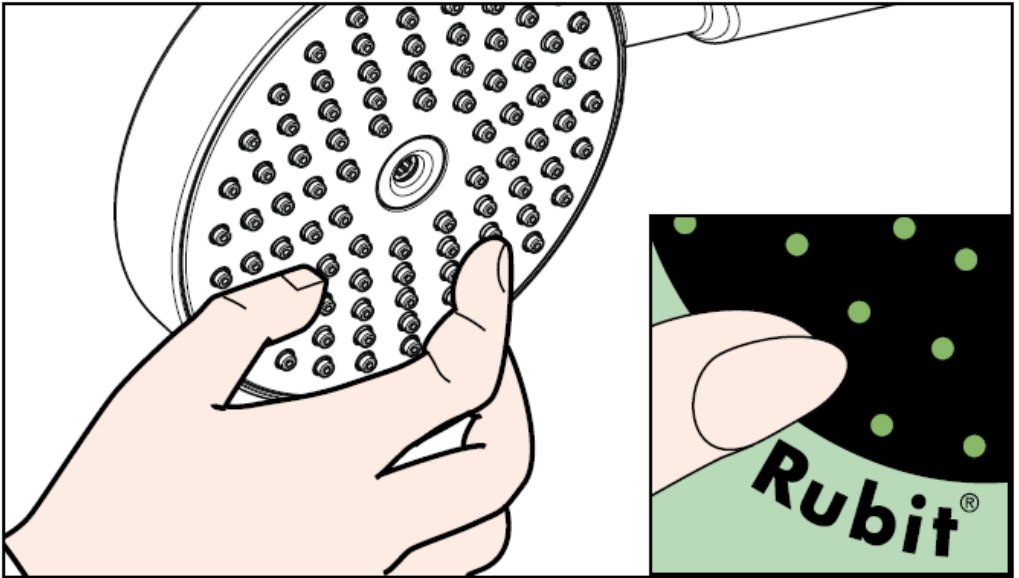


Ručná sprcha je vhodná k použitiu s prietokovým ohrievačom s výkonom od 21 kW a prietoku 7 l/min.



Čištění

Čistiaca funkcia Rubit, stačí na jednoduché odstránenie vodného kameňa prstami z trysiek kotúča tvarujúceho prúd vody.

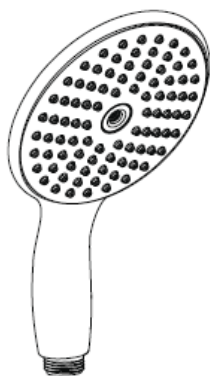


hansgrohe

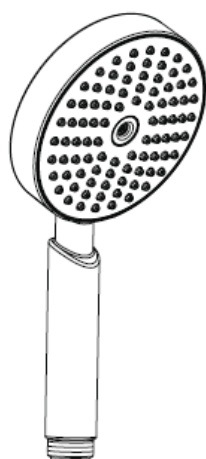
Hansgrohe · Postfach 1145 · D-77761 Schiltach · Telefon +49 (0) 78 36/51-1282 · Telefax +49 (0) 7836/511440
E-Mail: info@hansgrohe.com · Internet: www.hansgrohe.com

01/2008
9.05471.03
Slovensky

组装说明



Raindance E 100 AIR 1jet
28508XXX



Raindance S 100 AIR 1jet
28509XXX

hansgrohe

Raindance E 100 AIR 1jet
28508XXX



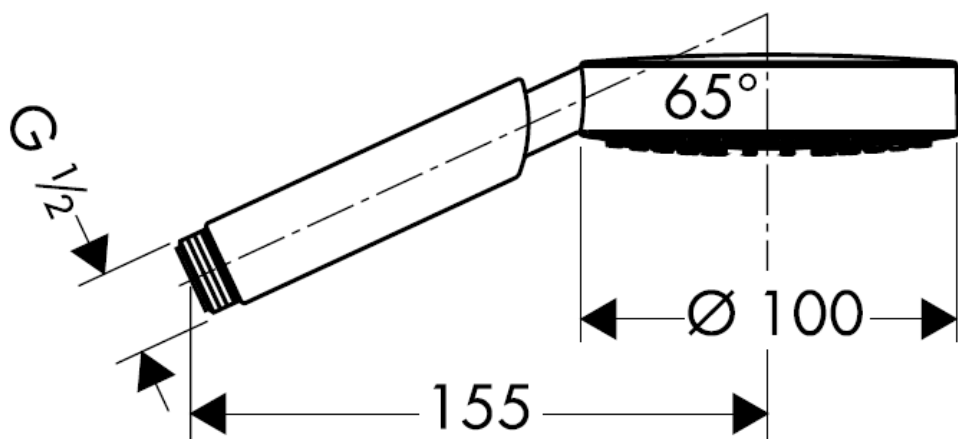
Rain AIR



Raindance S 100 AIR 1jet
28509XXX



Rain AIR



技术参数

工作压强:	max. 1 MPa
推荐工作压强:	0,1 – 0,4 MPa
(1 MPa = 10 巴 = 147 PSI)	
热水温度:	max. 60° C

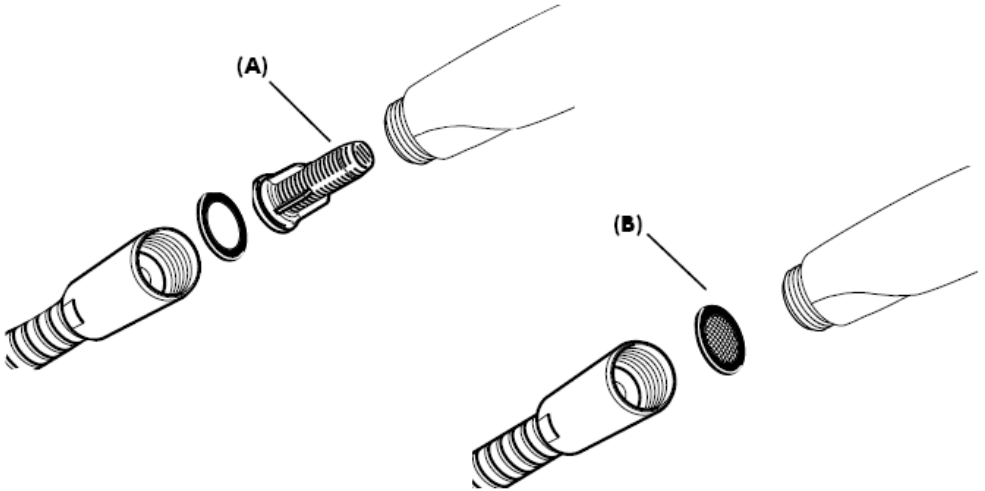
检验标记

	DVGW	P-IX	SVGW	ACS	NF	WRAS	KIWA
28508XXX	X	P-IX 9876/IC	X	X			X
28509XXX	X	P-IX 9875/IB	X	X			X

安装

为了防止管道中的脏东西冲入花洒内，与手持花洒包装在一起的滤柱 (A) 必须安装。如果想要更大的出水量，可用滤网 (B) 代替滤柱 (A)。

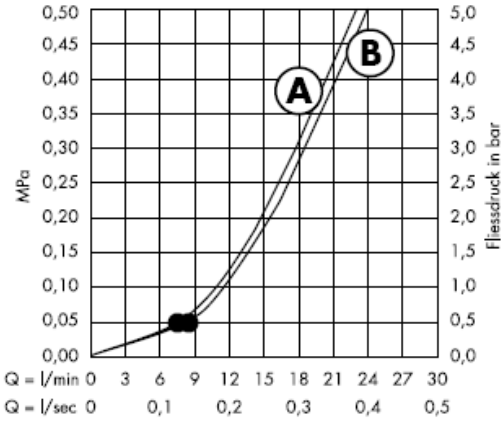
这些脏东西会影响手持花洒的功能或损坏手持花洒的功能部件，由此引起的损失汉斯格雅公司概不负责。



带滤柱 (A)

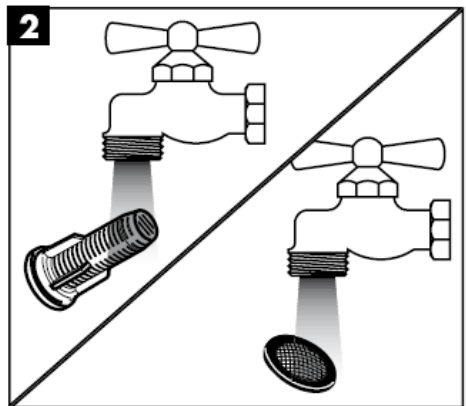
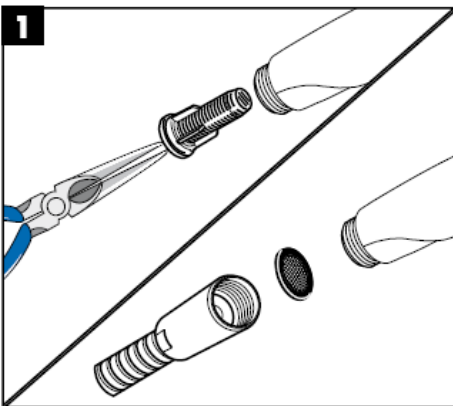
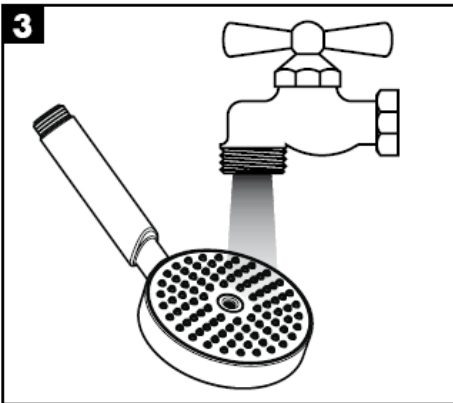
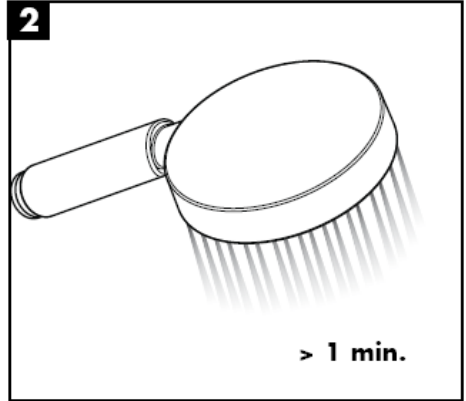
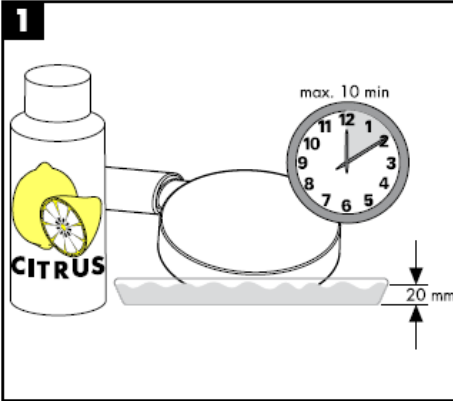
带滤网 (B)

从•开始，正常功能得以保证。



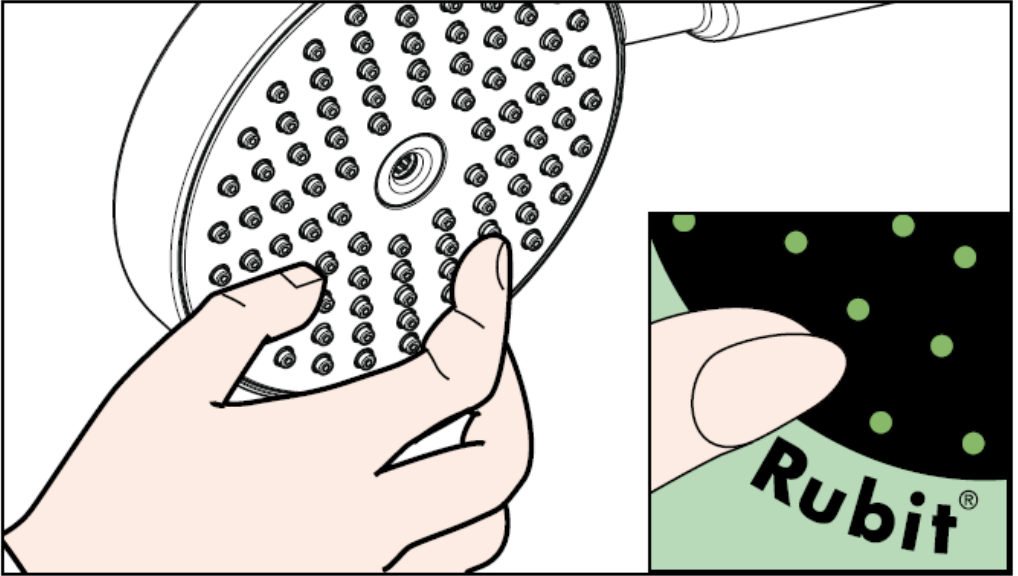
手提花洒适合热输出21

kW、最低流量7升/分钟连续流热水器。



清洗

有了Rubit®, 手工清洁功能, 要去掉喷头上的水垢, 只需简单地搓除即可。

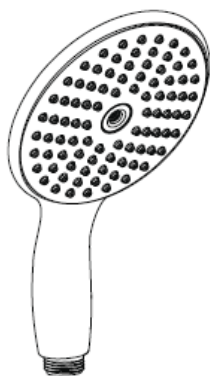


hansgrohe

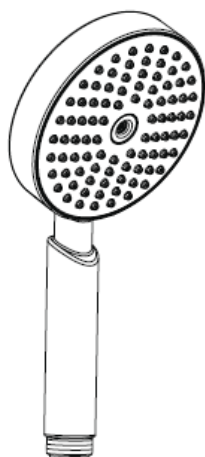
Hansgrohe · Postfach 1145 · D-77761 Schiltach · Telefon +49 (0) 78 36/51-1282 · Telefax +49 (0) 7836/511440
E-Mail: info@hansgrohe.com · Internet: www.hansgrohe.com

01/2008
9.05471.03
中文

Инструкция по монтажу



Raindance E 100 AIR 1jet
28508XXX



Raindance S 100 AIR 1jet
28509XXX

hansgrohe

Raindance E 100 AIR 1jet
28508XXX



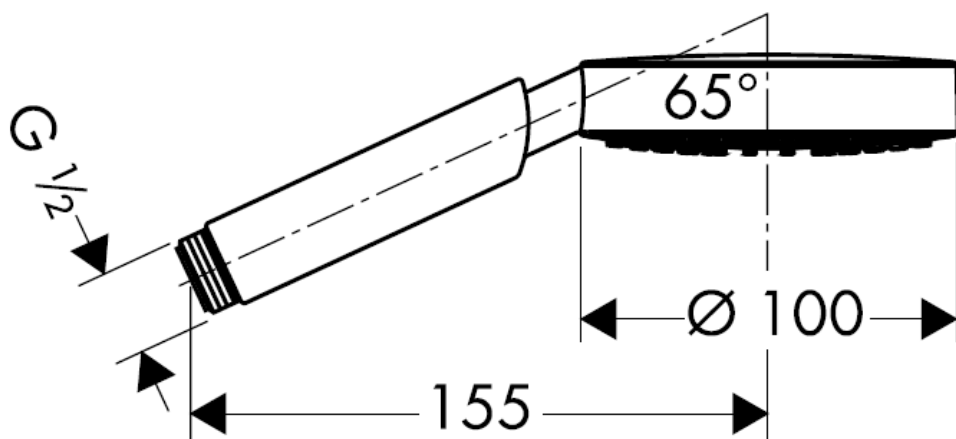
Rain AIR



Raindance S 100 AIR 1jet
28509XXX



Rain AIR



Технические данные

Рабочее давление: max. 1 МПа
 Рекомендуемое рабочее давление: 0,1 – 0,4 МПа
 (1 МПа = 10 бар = 147 PSI)
 Температура горячей воды: max. 60° С

Знак технического контроля

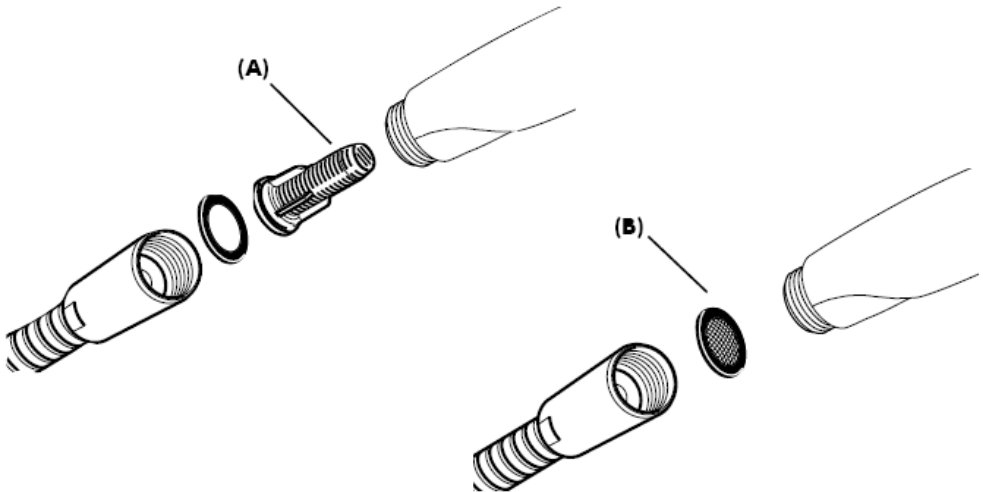
	DVGW	P-IX	SVGW	ACS	NF	WRAS	KIWA
28508XXX	X	P-IX 9876/IC	X	X			X
28509XXX	X	P-IX 9875/IB	X	X			X

Монтаж

Предустановленный фильтр (А) предназначен для обеспечения стандартного расхода воды и защиты внутренней части лейки ручного душа от содержащихся в водопроводной воде загрязнений. Если Вы желаете повысить расход воды, Вам необходимо заменить предустановленный фильтр (А) на фильтр-сеточку (В).

Содержащиеся в воде загрязнения могут попасть внутрь лейки привести к повреждениям/поломке внутреннего механизма лейки.

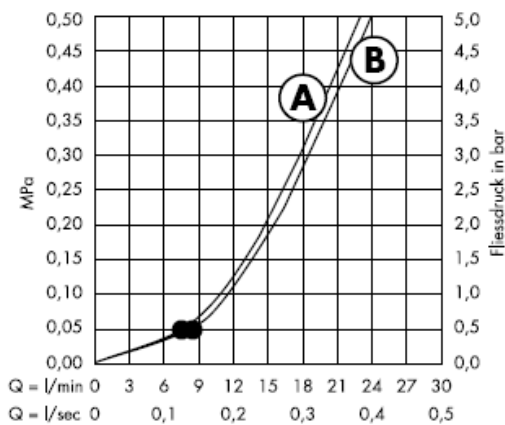
В этом случае покупатель теряет право на гарантию.



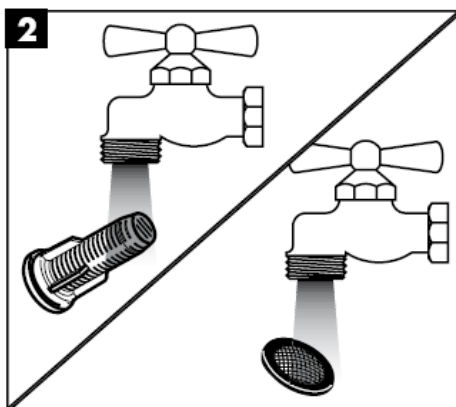
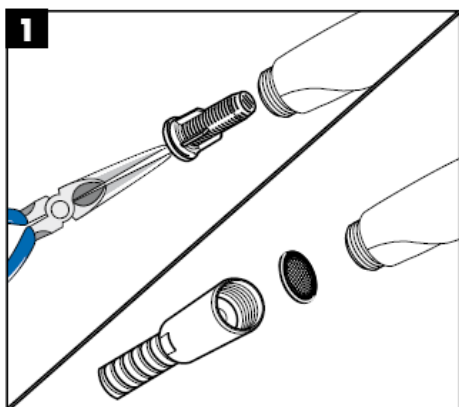
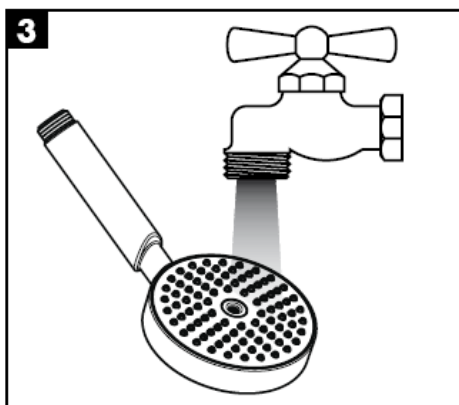
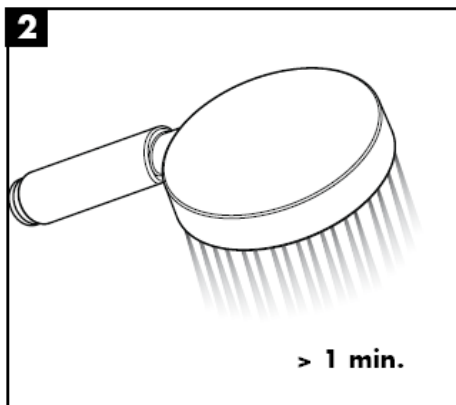
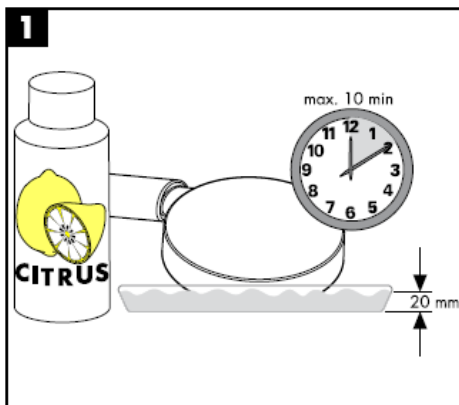
С фильтрующей вставкой (A)

С фильтром-сеткой, содержится в упаковке.

Гарантированное функционирование при показателях свыше •.

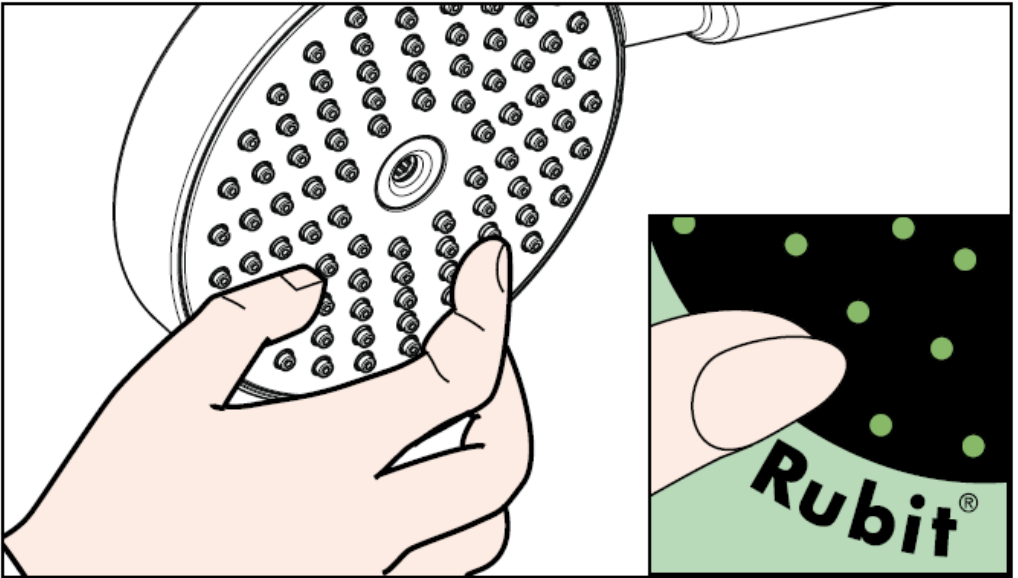


Ручной душ может использоваться с проточными водонагревателями мощностью от 21кВ и напором воды не менее 7 л/мин.



Очистка

система Rubit® позволяет удалять известковые отложения, достаточно провести по эластичной поверхности аэратора пальцем, как известковые отложения будут удалены.

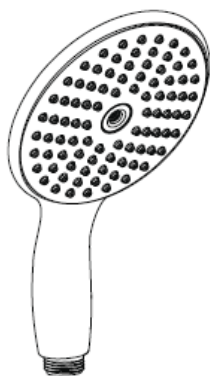


hansgrohe

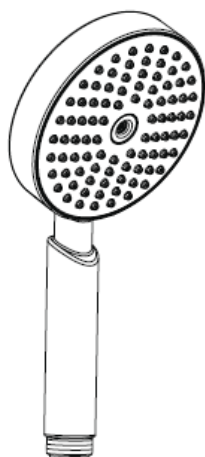
Hansgrohe · Postfach 1145 · D-77761 Schiltach · Telefon +49 (0) 78 36/51-1282 · Telefax +49 (0) 7836/511440
E-Mail: info@hansgrohe.com · Internet: www.hansgrohe.com

01/2008
9.05471.03
Русский

Szerelési útmutató



Raindance E 100 AIR 1jet
28508XXX



Raindance S 100 AIR 1jet
28509XXX

hansgrohe

Raindance E 100 AIR 1jet
28508XXX



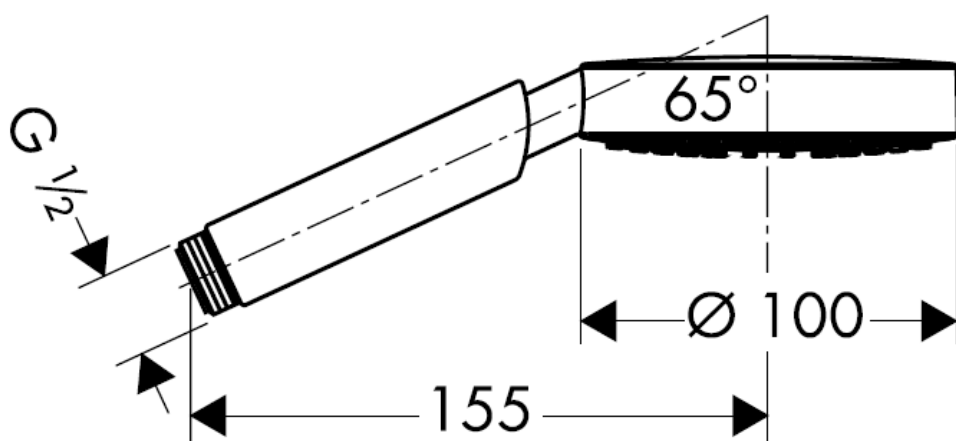
Rain AIR



Raindance S 100 AIR 1jet
28509XXX



Rain AIR



Műszaki adatok

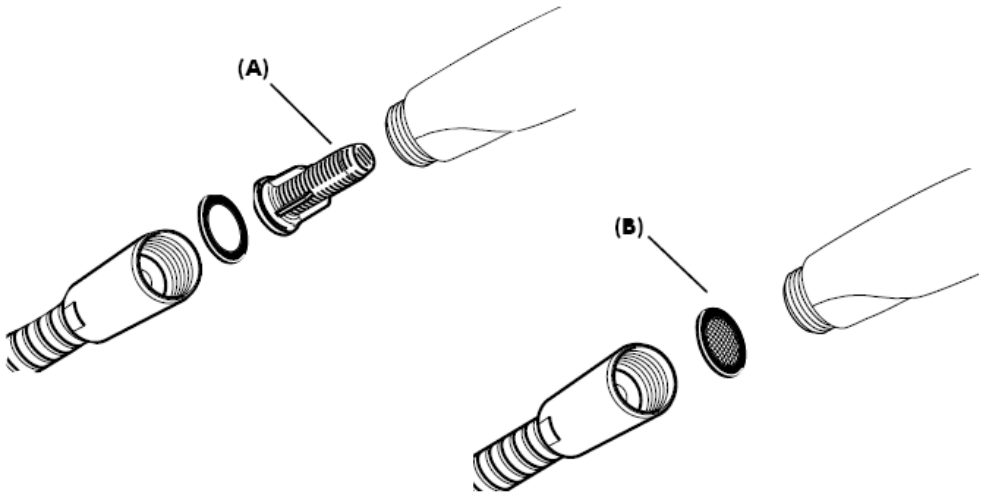
Üzemi nyomás:	max. 1 MPa
Ajánlott üzemi nyomás:	0,1 – 0,4 MPa
(1 MPa = 10 bar = 147 PSI)	
Forróvíz hőmérséklet:	max. 60° C

Vizsgajel

	DVGW	P-IX	SVGW	ACS	NF	WRAS	KIWA
28508XXX	X	P-IX 9876/IC	X	X			X
28509XXX	X	P-IX 9875/IB	X	X			X

Szerelés

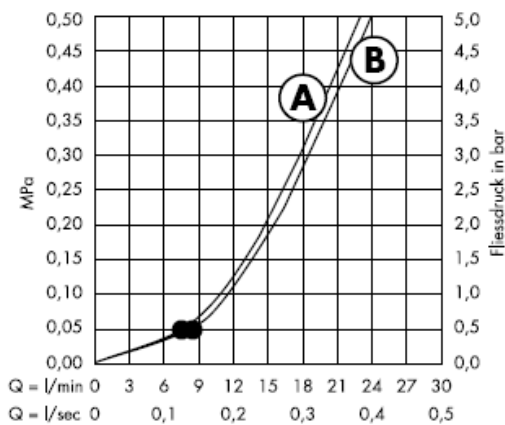
A mellékelt szűrőbetétet (A) be kell szerelni, hogy elérjük a kézizuhany norma szerinti átfolyását, valamint, hogy elkerüljük a vezetékes hálózathoz tartozó szennyeződések zuhanyba való bekerülését. Amennyiben nagyobb átfolyási vízmennyiséget szeretnénk elérni, a szűrőbetét (A) helyett használjuk a szűrőtömítést (B). A vezetékes hálózathoz tartozó szennyeződések gátolhatják a termék működését, és/vagy megrongálhatják a zuhany működő alkatrészeit. Az ebből adódó károkért a Hansgrohe nem felel.



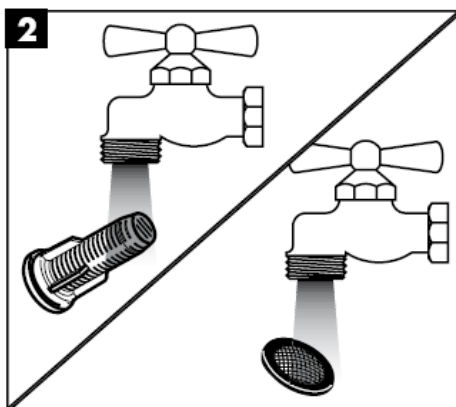
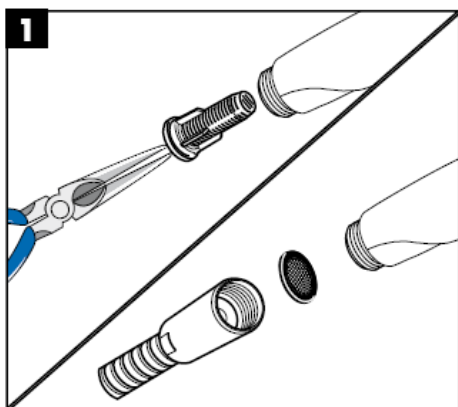
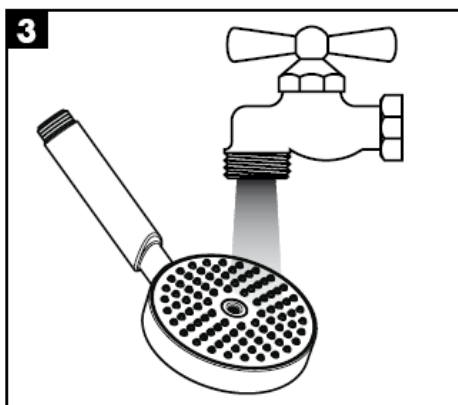

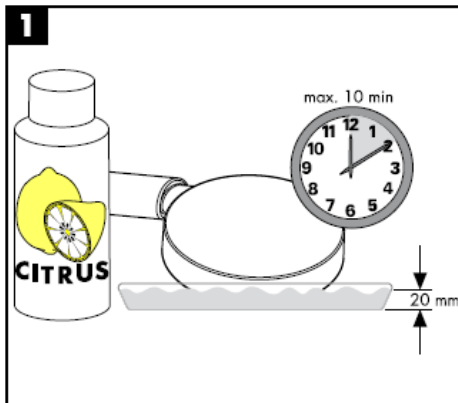
Szűrőbetéttel (A)

Szűrőtömítéssel (B)

A • -től működik az adott funkció.

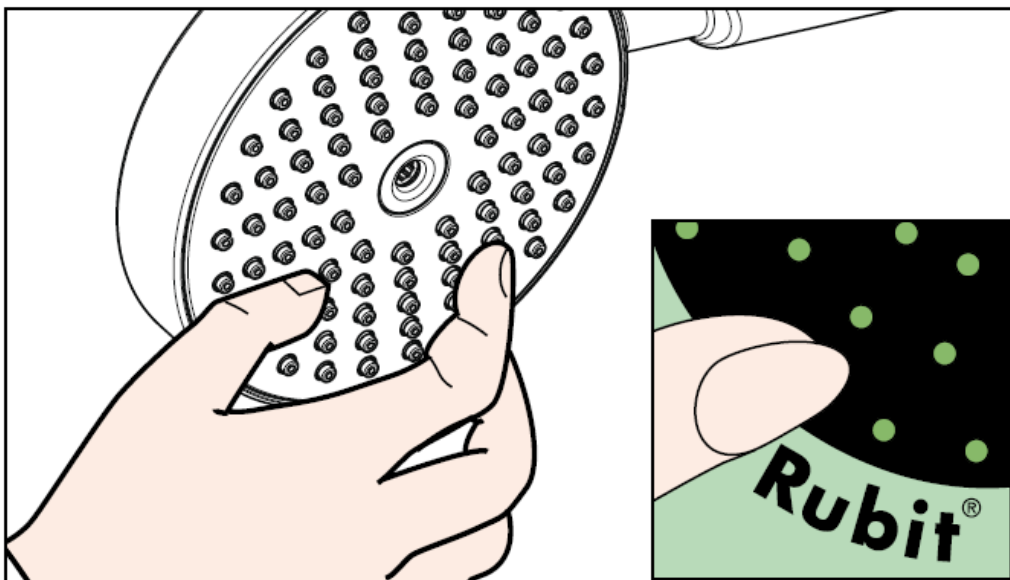


A kézizuhany átfolyós vízmelegítővel való használatra 21 kW-os teljesítménytől és 7l/perc minimális átfolyástól alkalmas.



Tisztítás

A Rubit® manuális tisztítófunkciónak köszönhetően a vízsugárművel egyszerű ledörzsöléssel megtisztíthatóak a vízkőtől.

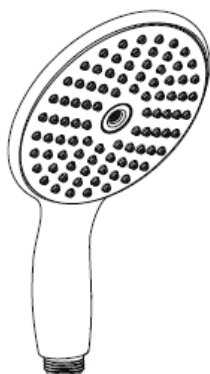


hansgrohe

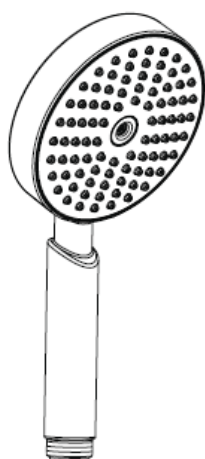
Hansgrohe · Postfach 1145 · D-77761 Schiltach · Telefon +49 (0) 78 36/51-1282 · Telefax +49 (0) 7836/511440
E-Mail: info@hansgrohe.com · Internet: www.hansgrohe.com

01/2008
9.05471.03
Magyar

Asennusohje



Raindance E 100 AIR 1jet
28508XXX



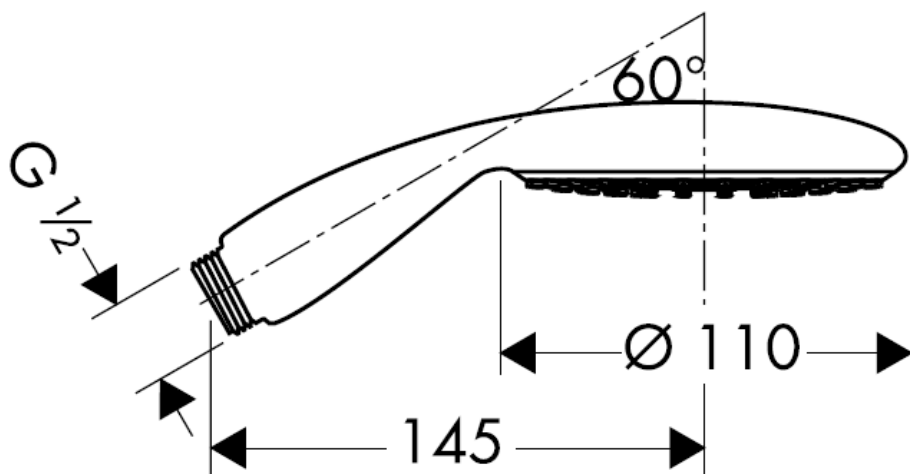
Raindance S 100 AIR 1jet
28509XXX

hansgrohe

Raindance E 100 AIR 1jet
28508XXX



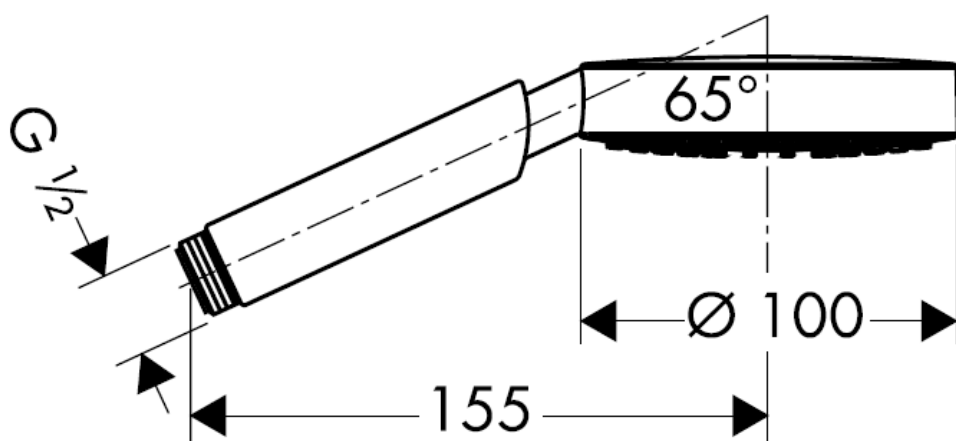
Rain AIR



Raindance S 100 AIR 1jet
28509XXX



Rain AIR



Tekniset tiedot

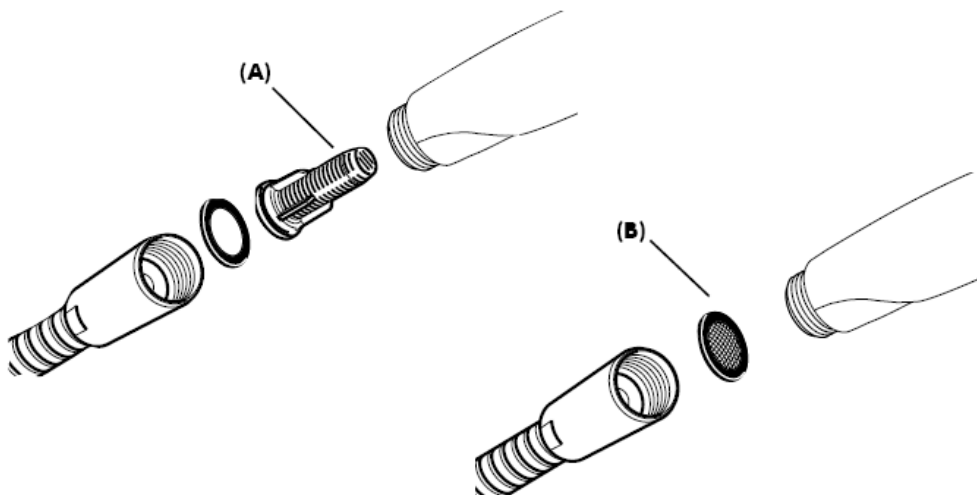
Käyttöpaine: max. 1 MPa
 Suositeltu käyttöpaine: 0,1 – 0,4 MPa
 (1 MPa = 10 bar = 147 PSI)
 Kuuman veden lämpötila: max. 60° C

Koestusmerkki

	DVGW	P-IX	SVGW	ACS	NF	WRAS	KIWA
28508XXX	X	P-IX 9876/IC	X	X			X
28509XXX	X	P-IX 9875/IB	X	X			X

Asennus

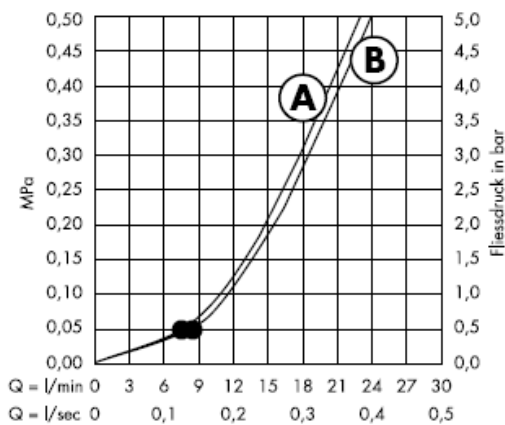
Käsिसuihkun mukana toimitettu suodatinpatruuna (A) on asennettava paikalleen, jotta käsisisuihkun normaalivirtaus olisi taattuna ja, jotta lian huuhtoutuminen vesijohtoverkostosta käsisisuihkuun estyy. Jos halutaan suurempaa vesimäärää, suodatinpatruunan (A) tilalle voidaan asentaa sihtitiivistä (B). Huuhtoutuvat likahiukkaset voivat häiritä suihkun toimintaa tai vahingoittaa toimintaosia, Hansgrohe ei vastaa tästä aiheutuneista vahingoista.



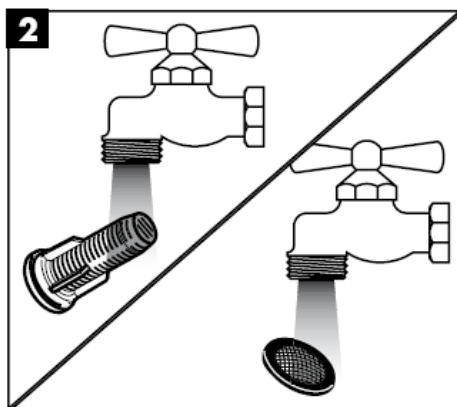
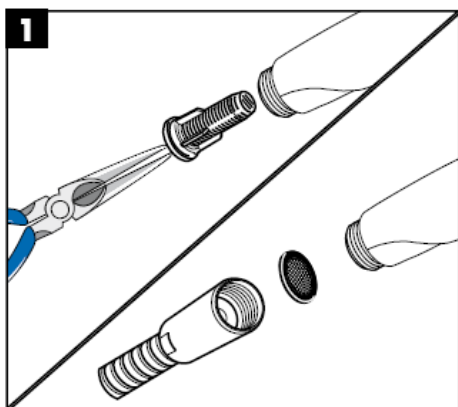
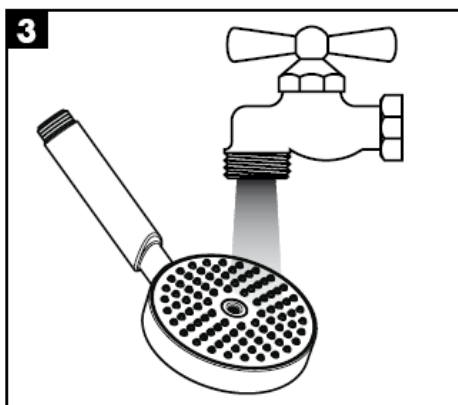
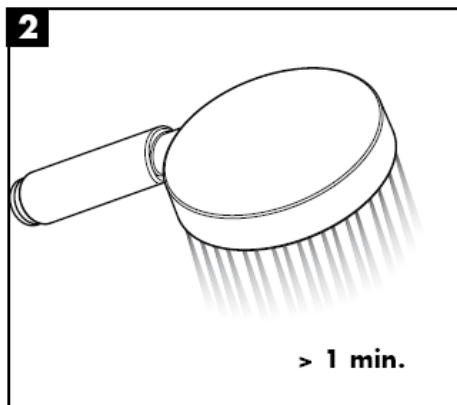
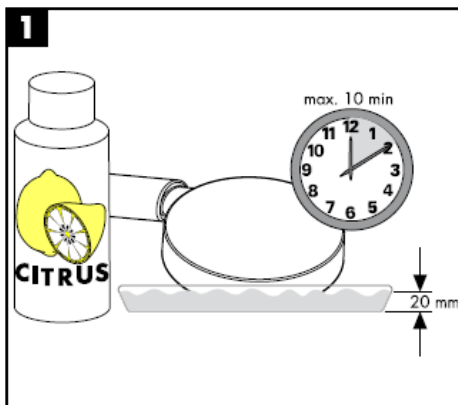
Suodatinpanoksella (A)

Sihtitiivisteellä (B)

Tämä toiminta on taattuna • alkaen.

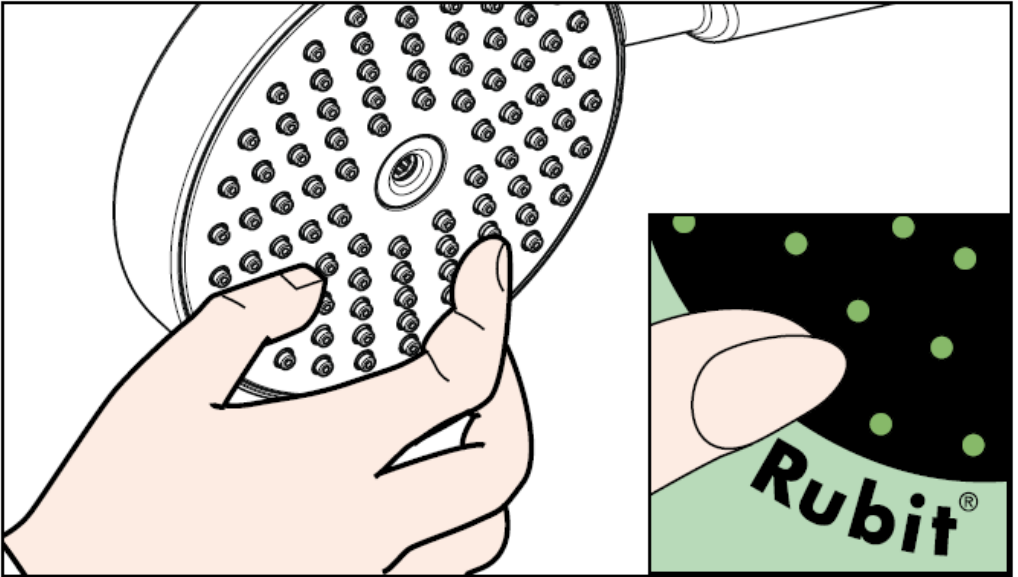


Käsisuihku soveltuu käytettäväksi sellaisen läpivirtauskuumentimen yhteydessä, jonka teho on vähintään 21 kW ja läpivirtausmäärä vähintään 7 l/min.



Puhdistus

Rubit® –käsitoiminen kalkinpoistojärjestelmä on helppo käyttää: hiero sormella ja vedentulo on taas esteetön.

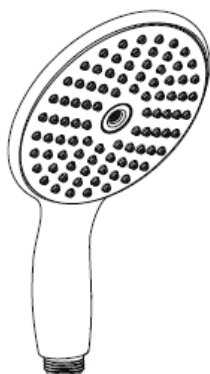


hansgrohe

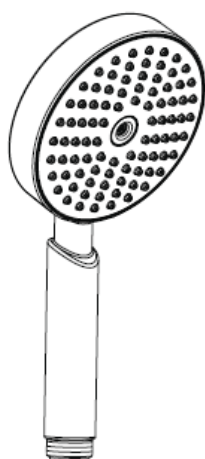
Hansgrohe · Postfach 1145 · D-77761 Schiltach · Telefon +49 (0) 78 36/51-1282 · Telefax +49 (0) 7836/511440
E-Mail: info@hansgrohe.com · Internet: www.hansgrohe.com

01/2008
9.05471.03
Suomi

Monteringsanvisning



Raindance E 100 AIR 1jet
28508XXX



Raindance S 100 AIR 1jet
28509XXX

hansgrohe

Raindance E 100 AIR 1jet
28508XXX



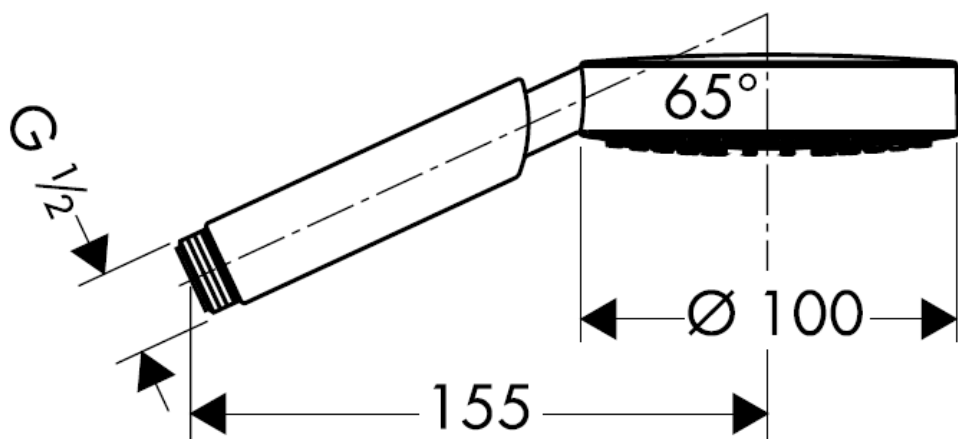
Rain AIR



Raindance S 100 AIR 1jet
28509XXX



Rain AIR



Tekniska data

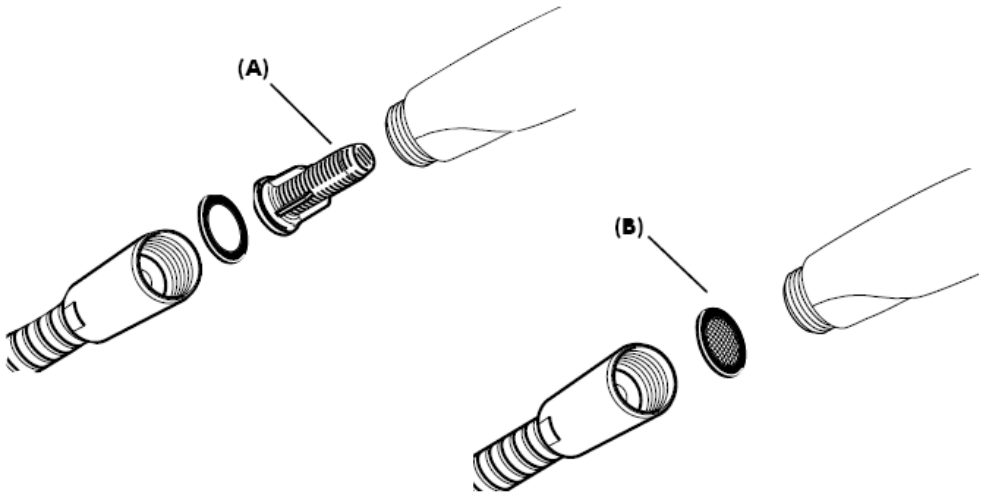
Driftstryck: max. 1 MPa
 Rek. driftstryck: 0,1 – 0,4 MPa
 (1 MPa = 10 bar = 147 PSI)
 Varmvattentemperatur: max. 60° C

Testsigill

	DVGW	P-IX	SVGW	ACS	NF	WRAS	KIWA
28508XXX	X	P-IX 9876/IC	X	X			X
28509XXX	X	P-IX 9875/IB	X	X			X

Montering

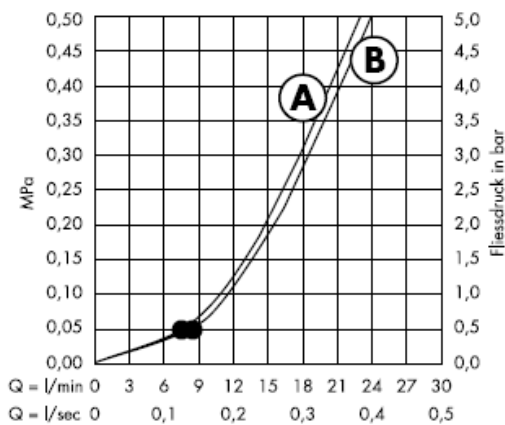
Filterinsatsen (A) som följer med måste monteras om normalflödet hos handduschen ska vara garanterat och för att undvika att smuts spolats in från ledningsnätet. Önskas kraftigare vattenflöde måste silpackningen (B) användas istället för filterinsatsen (A). Smuts som spolats in kan påverka funktionerna och/eller leda till skador på funktionsdelar i handduschen. Hansgrohe fränsäger sig allt ansvar för skador som kan härledas till detta.



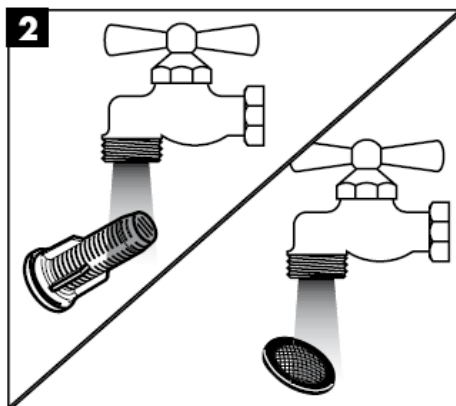
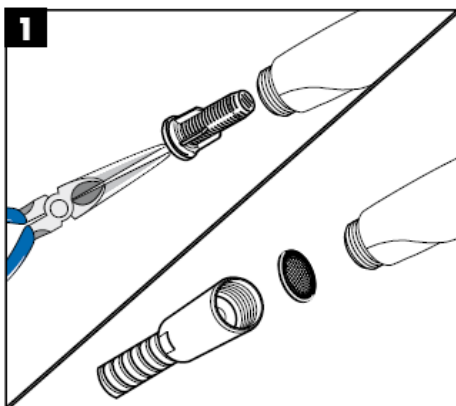
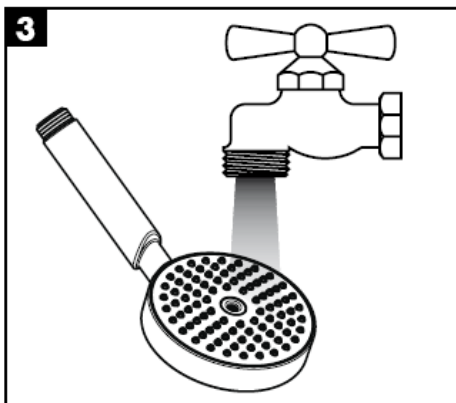

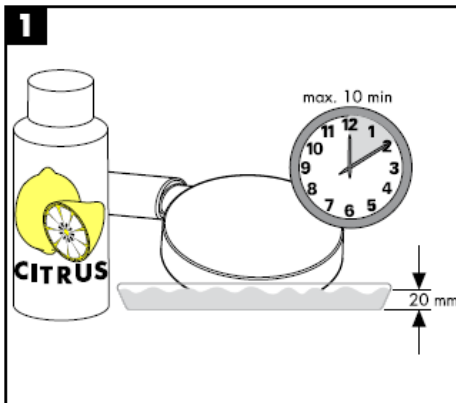
Med filterinsats (A)

Med silpackning (B)

Från • garanteras funktionen.

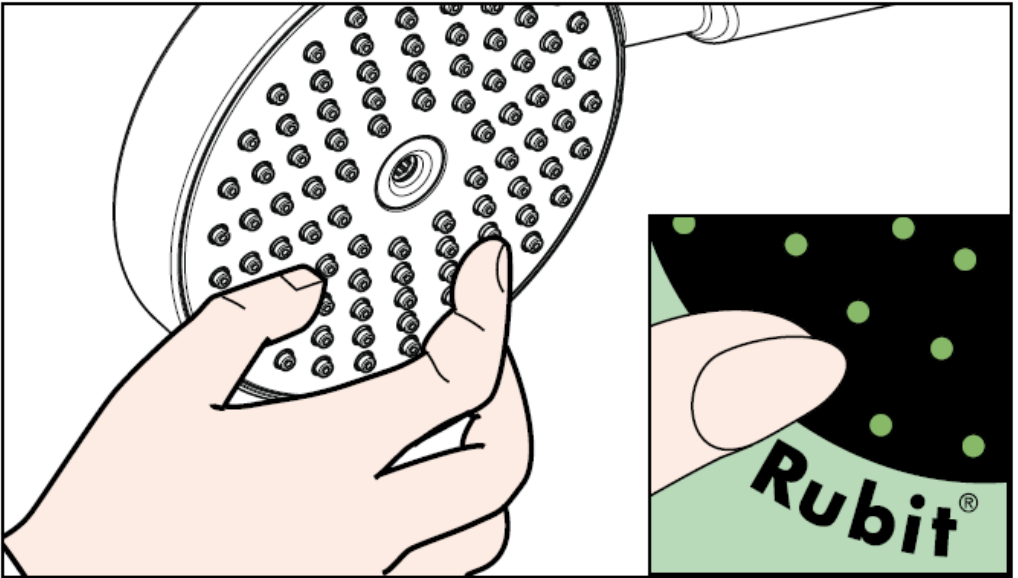


Handduschen är avsedd för användning med vattenberedare som har en effekt från 21 kW och ett minsta genomflöde på 7 l/min.



Rengöring

Med Rubit®, den manuella rengöringsfunktionen, är det lätt att befria strålkanelerna från kalk - de ska bara gnuggas.

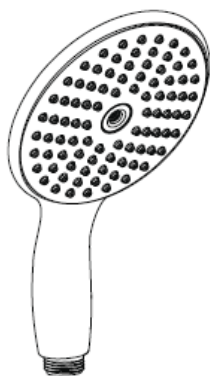


hansgrohe

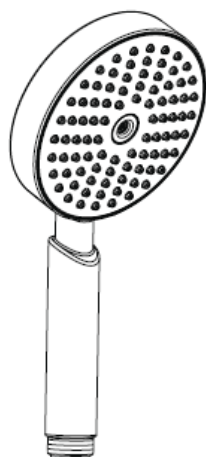
Hansgrohe · Postfach 1145 · D-77761 Schiltach · Telefon +49 (0) 78 36/51-1282 · Telefax +49 (0) 7836/511440
E-Mail: info@hansgrohe.com · Internet: www.hansgrohe.com

01/2008
9.05471.03
Svenska

Montavimo instrukcijos



Raindance E 100 AIR 1jet
28508XXX



Raindance S 100 AIR 1jet
28509XXX

hansgrohe

Raindance E 100 AIR 1jet
28508XXX



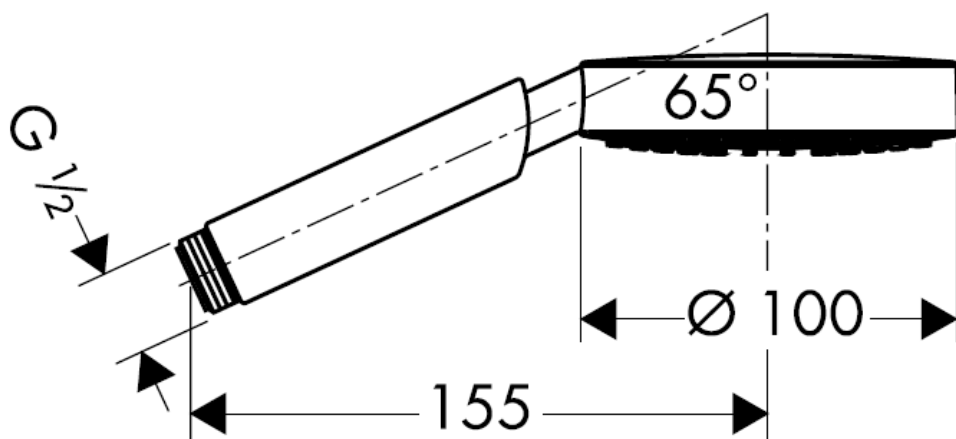
Rain AIR



Raindance S 100 AIR 1jet
28509XXX



Rain AIR



Techniniai duomenys

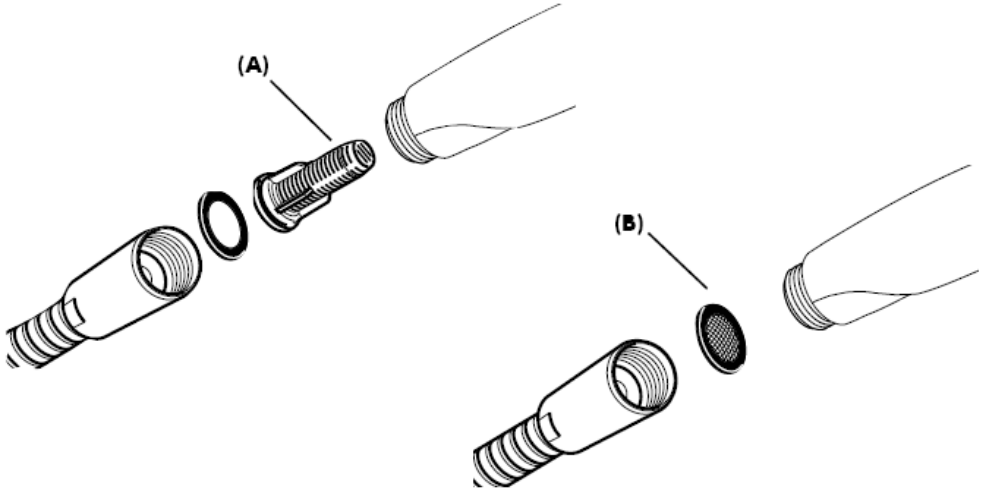
Darbinis slėgis: max. 1 MPa
 Rekomenduojamas slėgis: 0,1 – 0,4 MPa
 (1 MPa = 10 barų = 147 PSI)
 Karšto vandens temperatūra: max. 60° C

Bandymo pažyma

	DVGW	P-IX	SVGW	ACS	NF	WRAS	KIWA
28508XXX	X	P-IX 9876/IC	X	X			X
28509XXX	X	P-IX 9875/IB	X	X			X

Montavimas

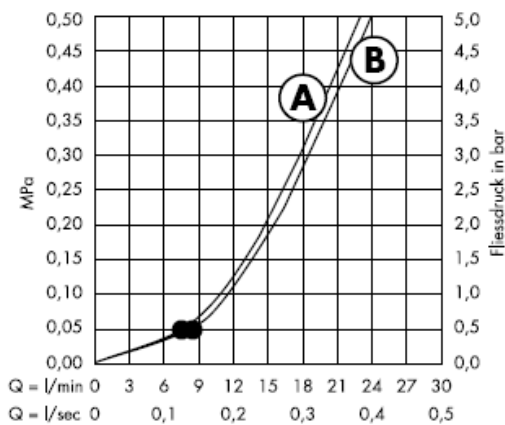
Filtras (A), kuris yra rankų dušas pakuotėje, privalo būti įstatytas, kad būtų garantuota vandens pralaidumo norma ir apsauga nuo nešvarumų. Jei reikia didesnio vandens pralaidumo, vietoje filtro (A) įstatykite sietelį (B). Nešvarumai gali pakenkti rankų dušas funkcionalumui ir (arba) sugadinti rankų dušas funkcines dalis. Tokiu atveju "Hansgrohe" atsakomybės nepriima.



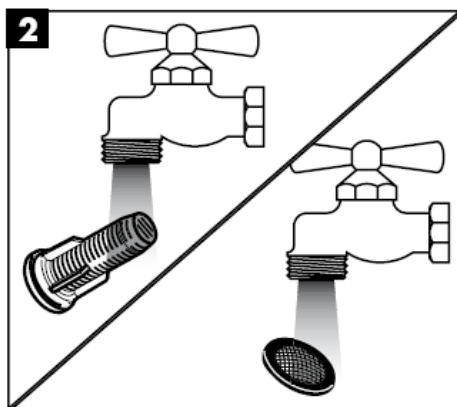
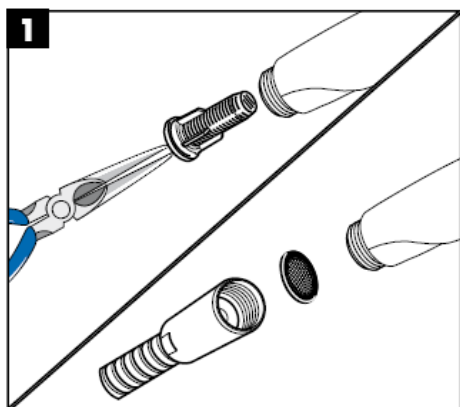
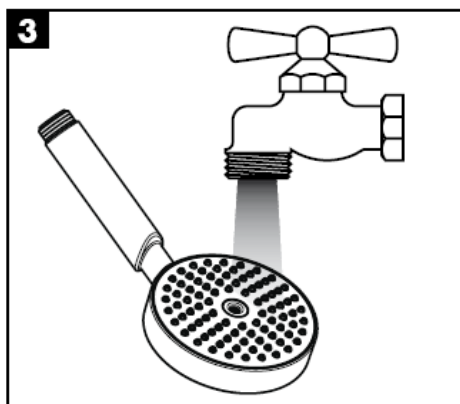

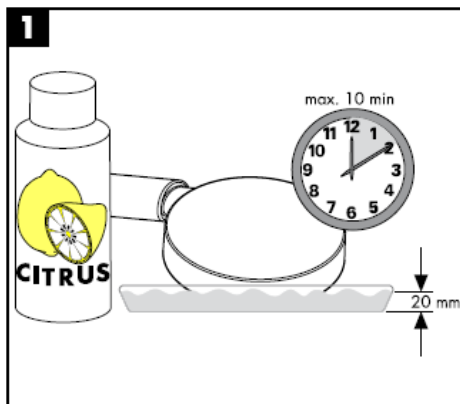
Su filtru (A)

Su sieteliu (B)

Nuo • funkcionavimas garantuotas

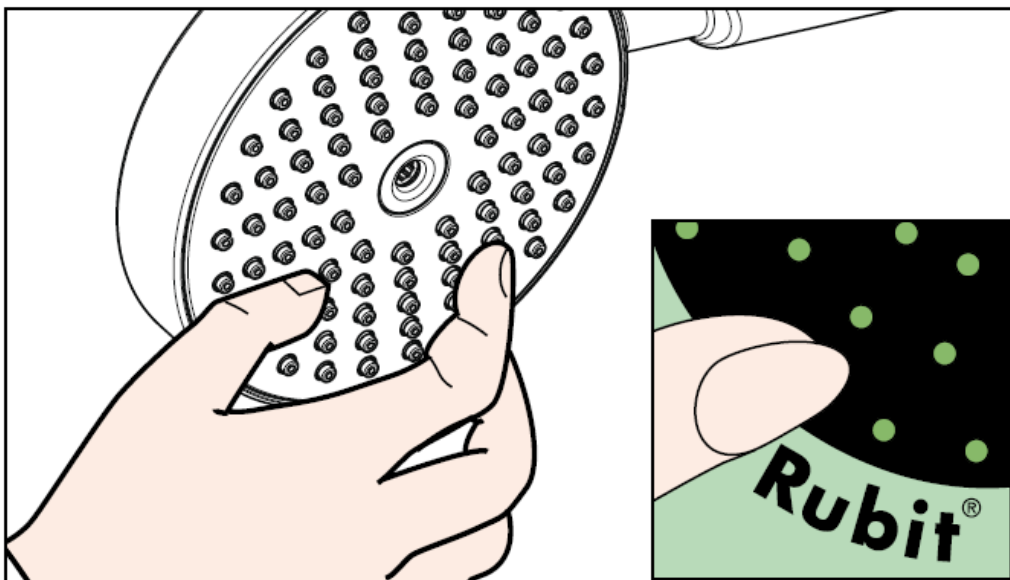


Dušo galvutė pritaikyta momentiniam vandens šildikliui nuo 21 kW su ne mažesniu kaip 7 l/min vandens pralaidumu.



Valymas

"Rubit®" valymo funkcija apsaugo nuo apkalkėjimo. Užtenka pirštu nubraukti atsiradusius nešvarumus nuo srovės angų.

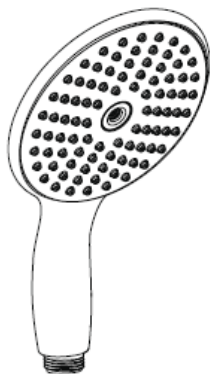


hansgrohe

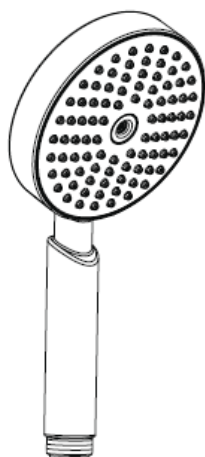
Hansgrohe · Postfach 1145 · D-77761 Schiltach · Telefon +49 (0) 78 36/51-1282 · Telefax +49 (0) 7836/511440
E-Mail: info@hansgrohe.com · Internet: www.hansgrohe.com

01/2008
9.05471.03
Lietuviškai

Uputstva za instalaciju



Raindance E 100 AIR 1jet
28508XXX



Raindance S 100 AIR 1jet
28509XXX

hansgrohe

Raindance E 100 AIR 1jet
28508XXX



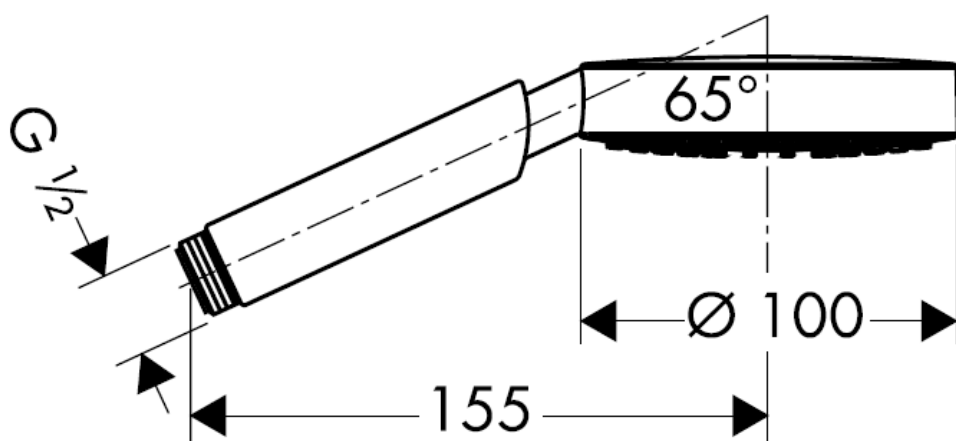
Rain AIR



Raindance S 100 AIR 1jet
28509XXX



Rain AIR



Tehnički podatci

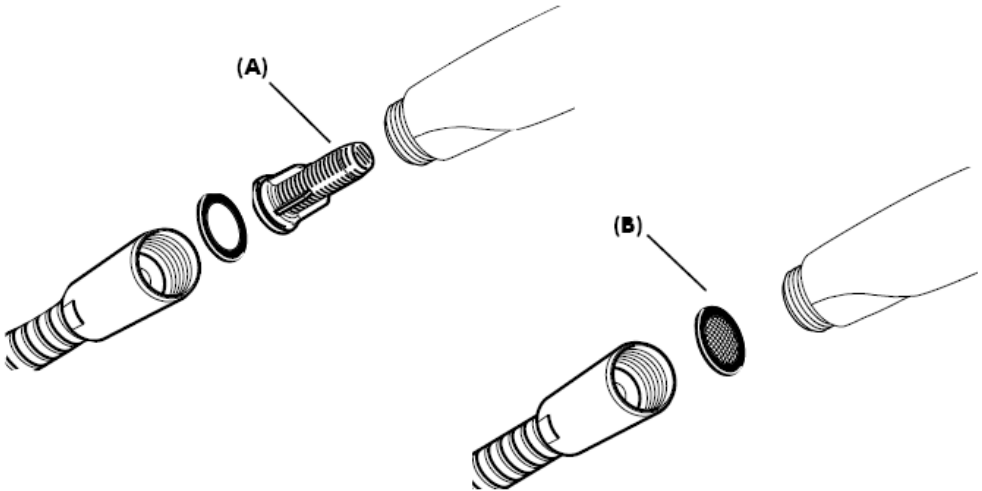
Najveći dopušteni tlak:	max. 1 MPa
Preporučeni tlak:	0,1 – 0,4 MPa
(1 MPa = 10 bara = 147 PSI)	
Temperatura vruće vode:	max. 60° C

Oznaka testiranja

	DVGW	P-IX	SVGW	ACS	NF	WRAS	KIWA
28508XXX	X	P-IX 9876/IC	X	X			X
28509XXX	X	P-IX 9875/IB	X	X			X

Sastavljanje

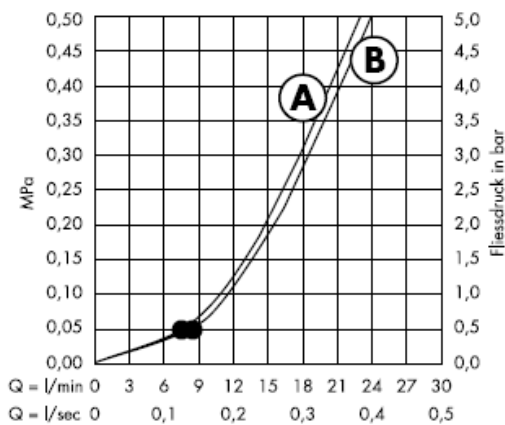
Filter (A) potrebno je ugraditi kako bi se regulirao protok vode i smanjio prolazak prljavštine. Ako želite jači protok vode umjesto filtera ugradite rešetku (B). Za eventualna oštećenja uzrokovana prljavštinom proizvođač Hansgrohe nije odgovoran.



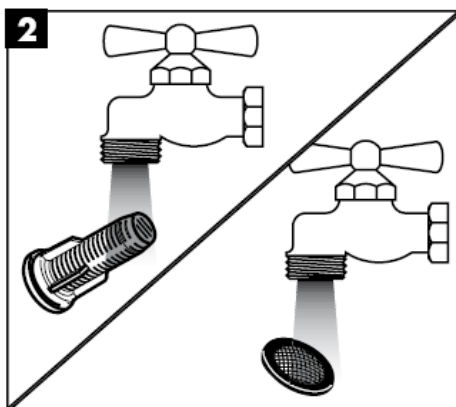
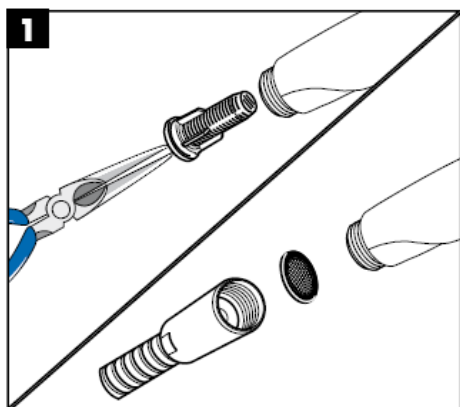
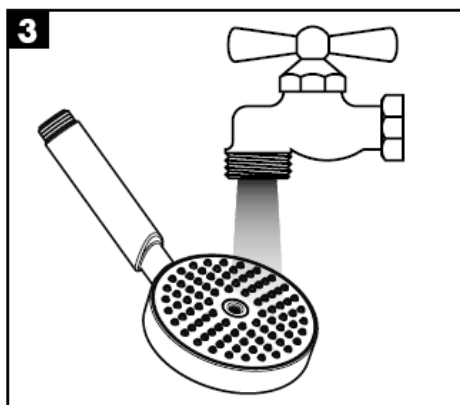
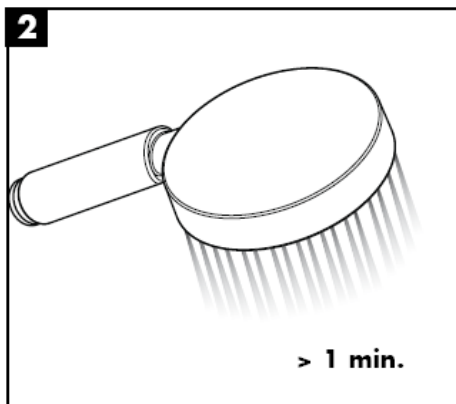
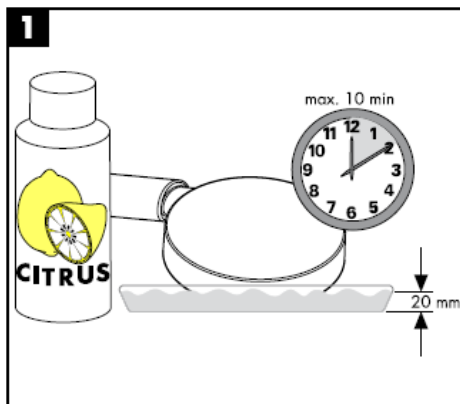
Sa filterom (A)

Sa rešetkastim filterom (B)

Zajamčena funkcija od • naviše

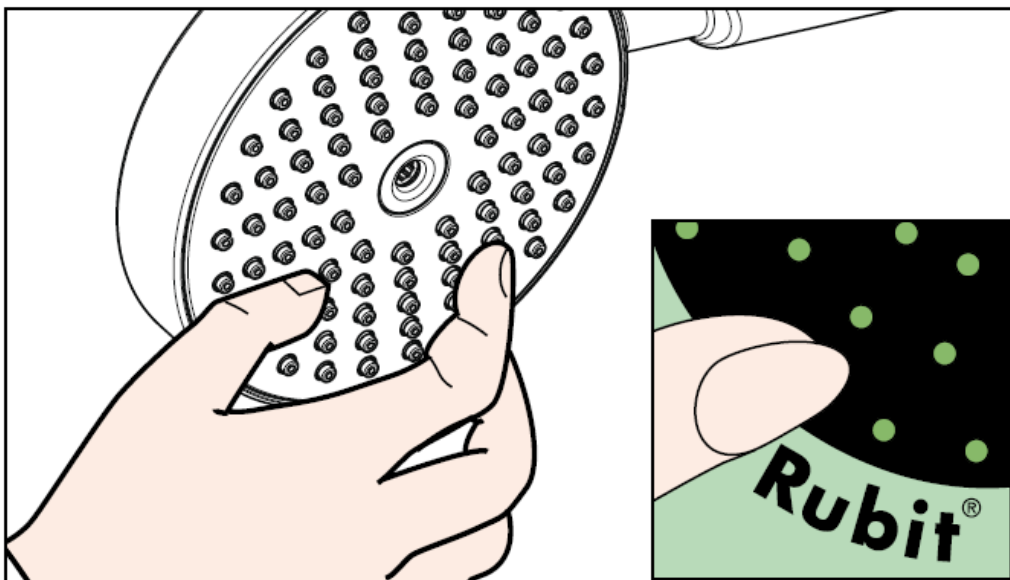


Ručni tuš možete koristiti uz protočni bojler od 21 kW te uz minimalni protok od 7 litara u minuti



Čišćenje

Rubit® - ručni sustav za čišćenje omogućuje jednostavnim trljanjem odstranjivanje kamenca sa rupica prskalice tuša.

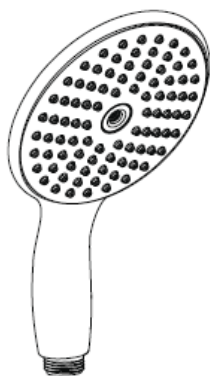


hansgrohe

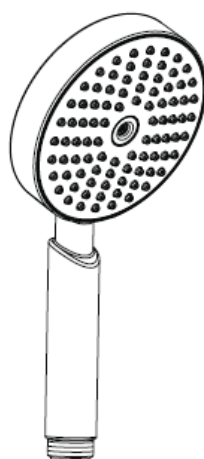
Hansgrohe · Postfach 1145 · D-77761 Schiltach · Telefon +49 (0) 78 36/51-1282 · Telefax +49 (0) 7836/511440
E-Mail: info@hansgrohe.com · Internet: www.hansgrohe.com

01/2008
9.05471.03
Hrvatski

Montaj kılavuzu



Raindance E 100 AIR 1jet
28508XXX



Raindance S 100 AIR 1jet
28509XXX

hansgrohe

Raindance E 100 AIR 1jet
28508XXX



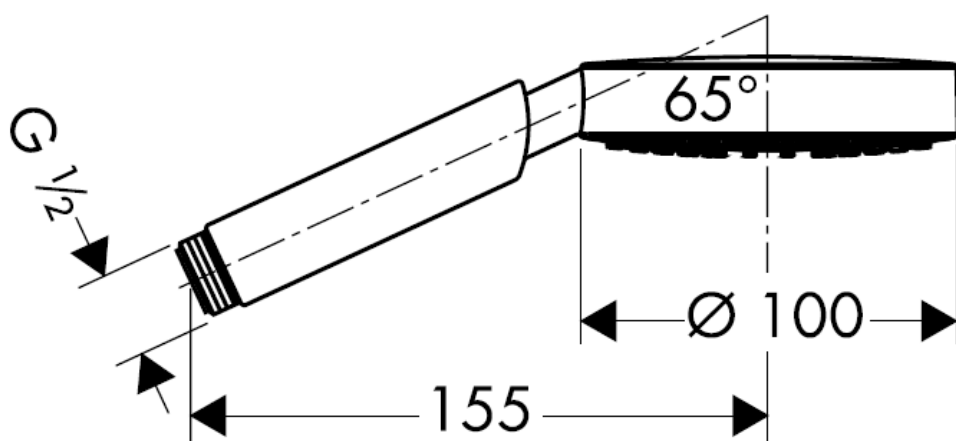
Rain AIR



Raindance S 100 AIR 1jet
28509XXX



Rain AIR



Teknik bilgiler

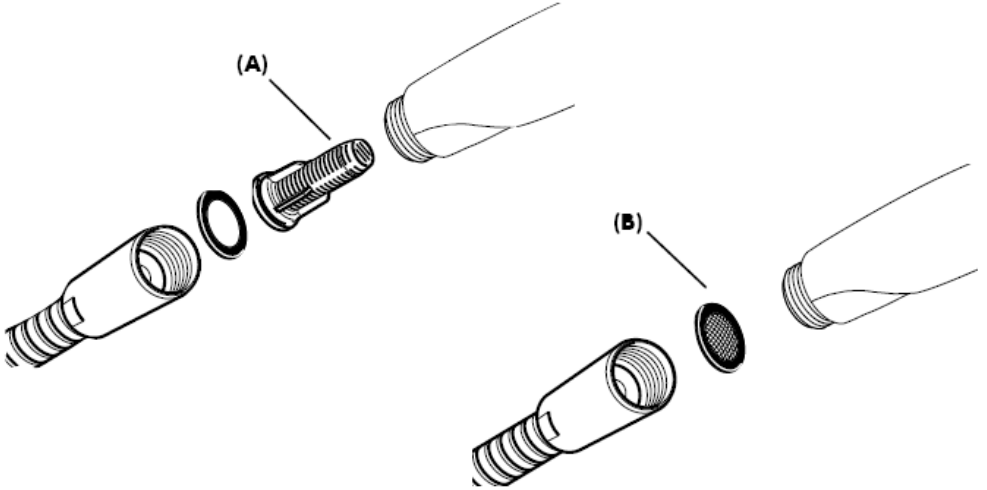
İşletme basıncı:	max. 1 MPa
Tavsiye edilen işletme basıncı:	0,1 – 0,4 MPa (1 MPa = 10 bar = 147 PSI)
Sıcak su sıcaklığı:	max. 60° C

Kontrol işareti

	DVGW	P-IX	SVGW	ACS	NF	WRAS	KIWA
28508XXX	X	P-IX 9876/IC	X	X			X
28509XXX	X	P-IX 9875/IB	X	X			X

Montajı

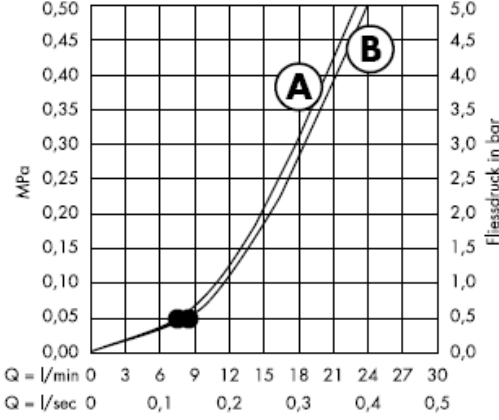
El duşunun norm debisini sağlamak ve şebekeden kir gelmesini önlemek için, ekteki filtre adaptörü (A) takılmalıdır. Daha büyük bir su debisi istenirse, filtre adaptörünün (A) yerine bir süzgeç contası (B) takılmalıdır. Şebekeden gelen kirler çalışmayı etkileyebilir ve/veya el duşundaki fonksiyon parçalarının zarar görmesine neden olabilir; bu nedenle oluşan hasarlar için Hansgrohe hiçbir sorumluluk üstlenmez.



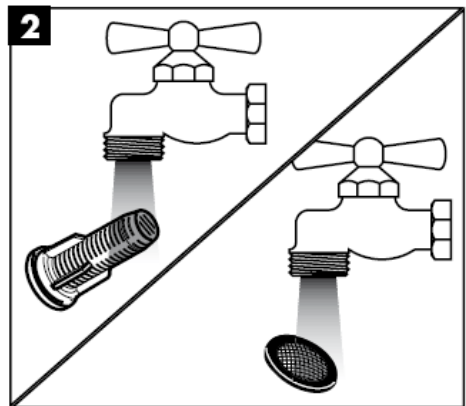
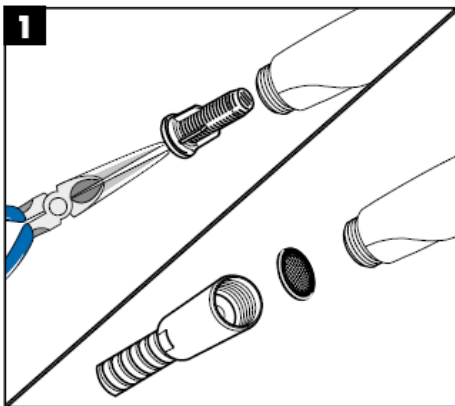
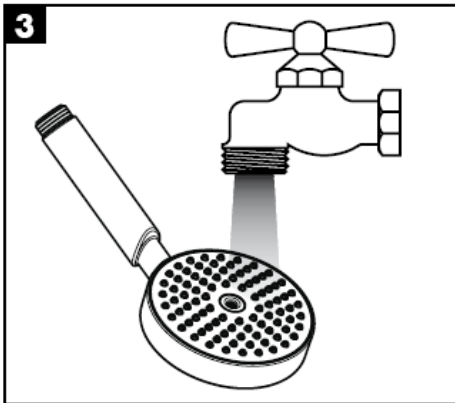
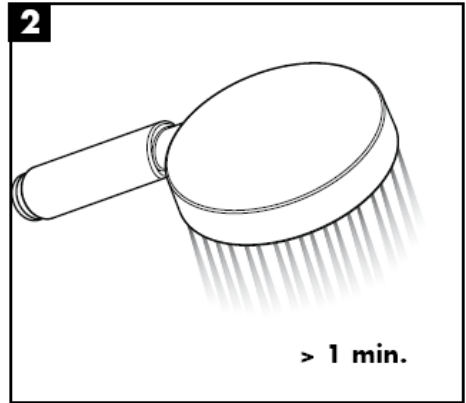
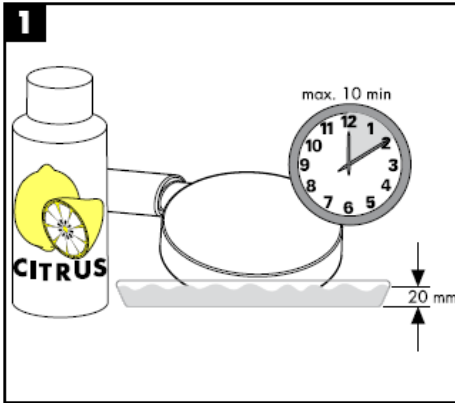
Filtre adaptörlü (A)

Süzgeç contalı (B)

•den itibaren fonksiyon garanti edilmiştir.

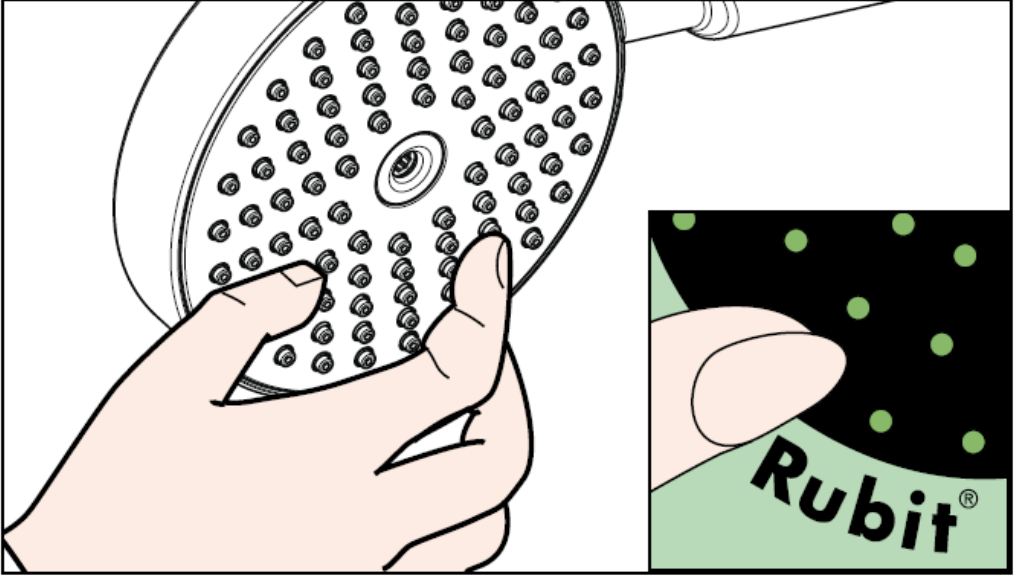


El duşu, 21 kW güçten ve 7 l/dk minimum debiden itibaren şofbenlerle kullanım için uygundur.



Temizleme

Rubit®, üründe bulunan bir temizleme fonksiyonudur. Basit bir ovuşturma ile sprey modüllerdeki kireci çözer.

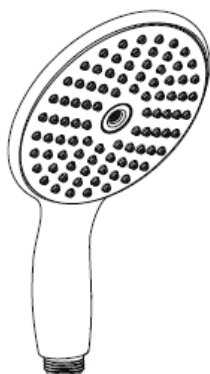


hansgrohe

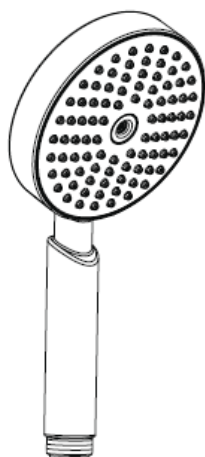
Hansgrohe · Postfach 1145 · D-77761 Schiltach · Telefon +49 (0) 78 36/51-1282 · Telefax +49 (0) 7836/511440
E-Mail: info@hansgrohe.com · Internet: www.hansgrohe.com

01/2008
9.05471.03
Türkçe

Instrucțiuni de montare



Raindance E 100 AIR 1jet
28508XXX



Raindance S 100 AIR 1jet
28509XXX

hansgrohe

Raindance E 100 AIR 1jet
28508XXX



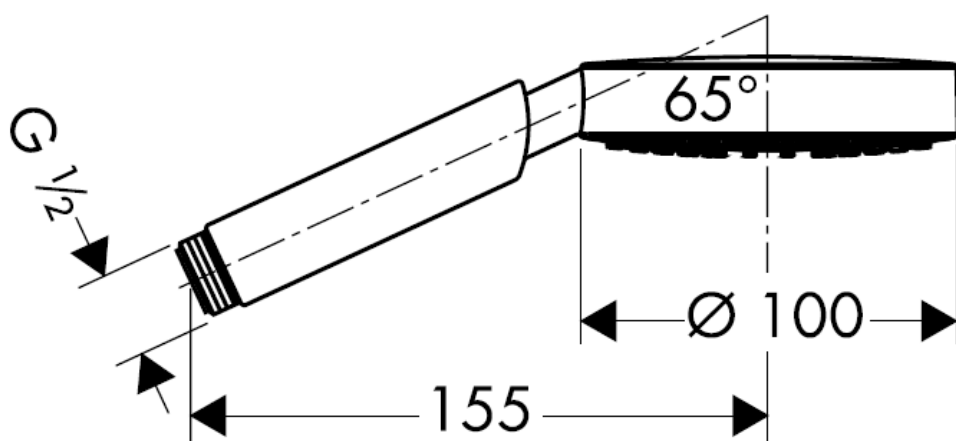
Rain AIR



Raindance S 100 AIR 1jet
28509XXX



Rain AIR



Date tehnice

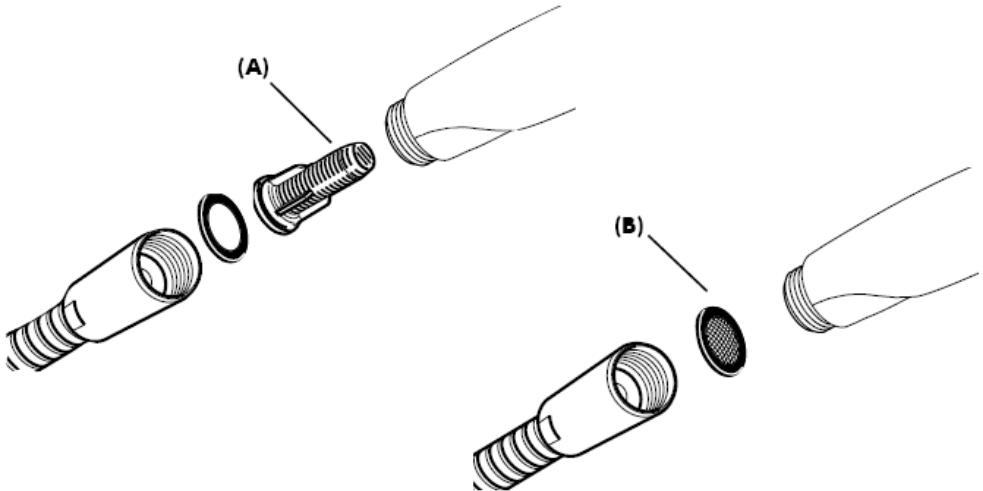
Presiune de funcționare: max. 1 MPa
 Presiune de funcționare recomandată: 0,1 – 0,4 MPa
 (1 MPa = 10 bar = 147 PSI)
 Temperatura apei calde: max. 60° C

Certificat de testare

	DVGW	P-IX	SVGW	ACS	NF	WRAS	KIWA
28508XXX	X	P-IX 9876/IC	X	X			X
28509XXX	X	P-IX 9875/IB	X	X			X

Montare

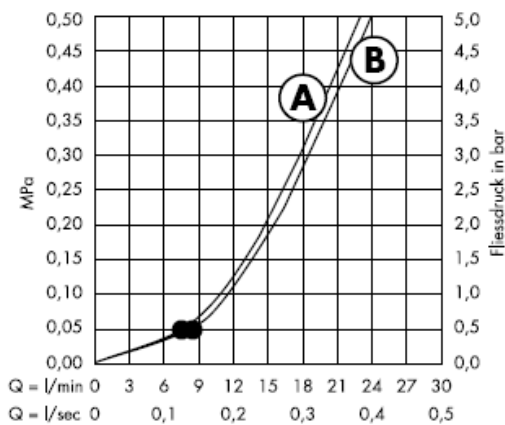
Montați garnitura de filtru (A) livrată cu aparatul pentru asigurarea funcționării corespunzătoare a dușului de mână și pentru evitarea pătrunderii impurităților din rețeaua de apă. Dacă doriți un debit mai mare de apă, montați garnitura sită (B) în locul garniturii de filtru (A). Impuritățile pătrunse pot influența funcționarea dușului de mână și/sau deteriora componentele acestuia, garanția nu acoperă daunele provocate din această cauză.



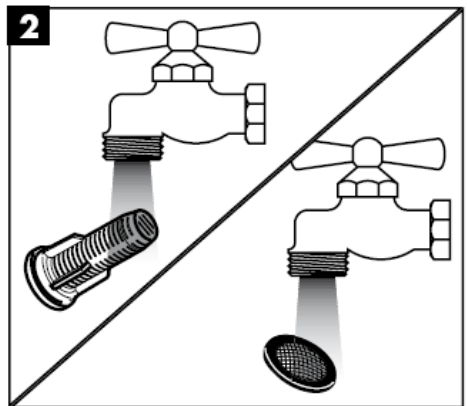
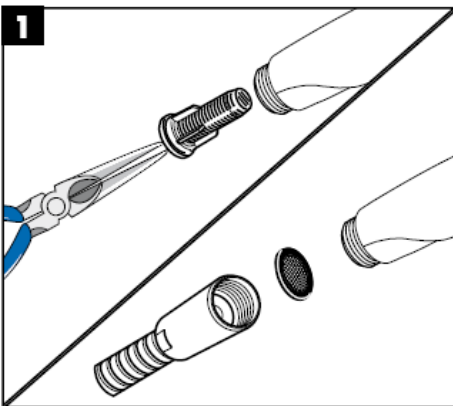
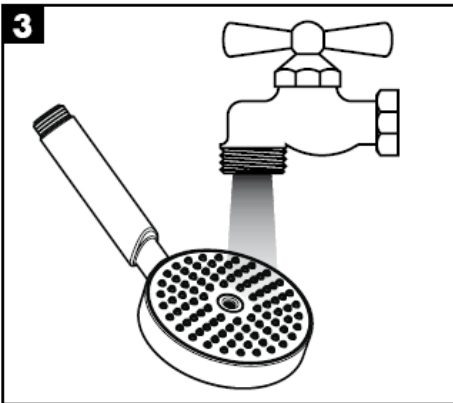

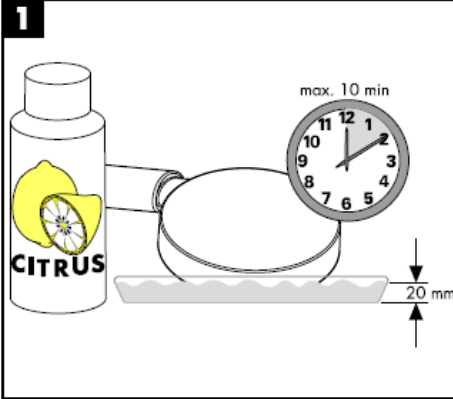
Cu garnitură de filtru (A)

Cu garnitură de filtru (B)

Începând de la • funcționarea este garantată.

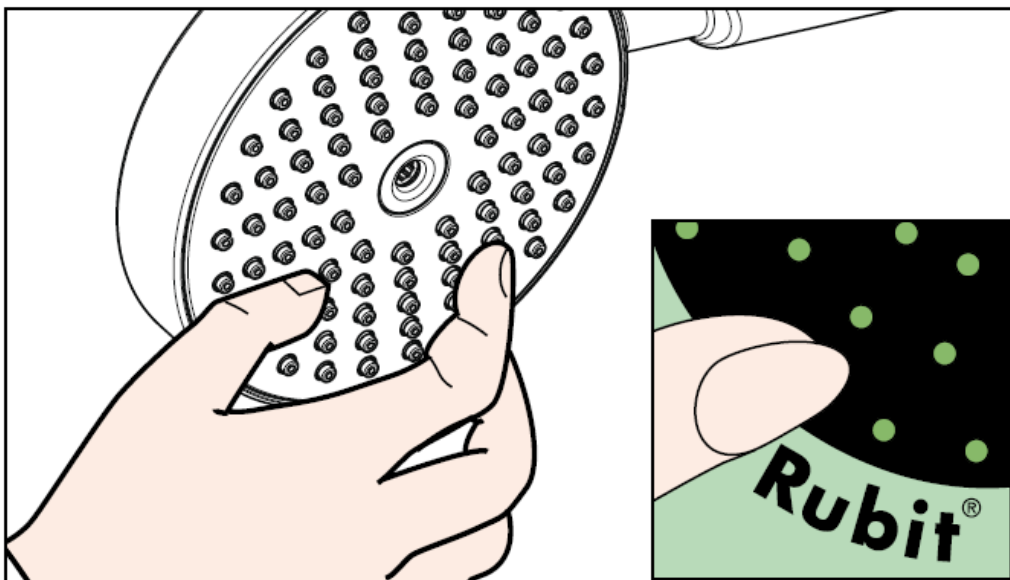


Dușul de mână poate fi utilizat cu boiler instant de o putere de peste 21 kW și un debit de min. 7 l/min.



Curățare

Cu ajutorul sistemului Rubit® puteți să îndepărtați depunerile de calcar de pe diferitele duze de jet de apă prin frecare.

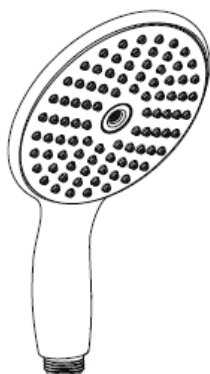


hansgrohe

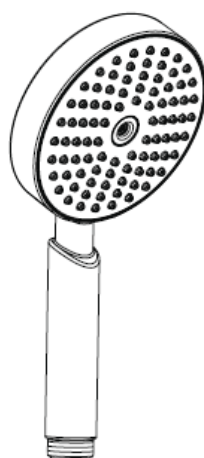
Hansgrohe · Postfach 1145 · D-77761 Schiltach · Telefon +49 (0) 78 36/51-1282 · Telefax +49 (0) 7836/511440
E-Mail: info@hansgrohe.com · Internet: www.hansgrohe.com

01/2008
9.05471.03
Română

Οδηγία συναρμολόγησης



Raindance E 100 AIR 1jet
28508XXX



Raindance S 100 AIR 1jet
28509XXX

hansgrohe

Raindance E 100 AIR 1jet
28508XXX



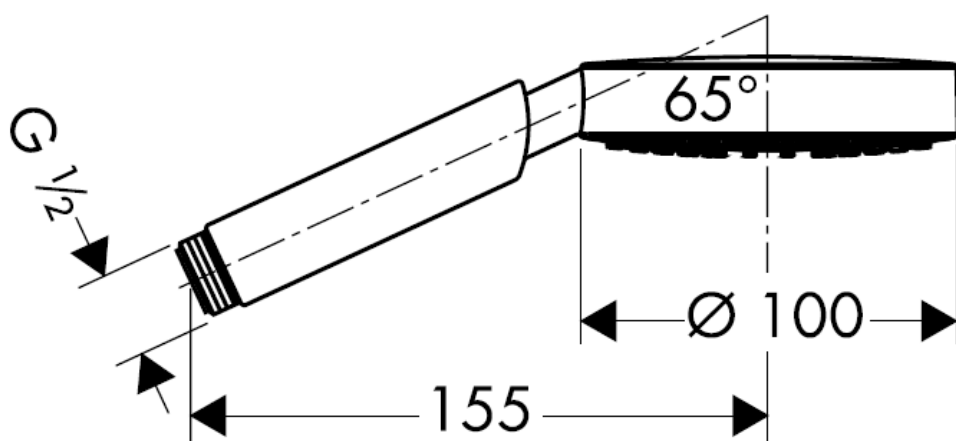
Rain AIR



Raindance S 100 AIR 1jet
28509XXX



Rain AIR



Τεχνικά Χαρακτηριστικά

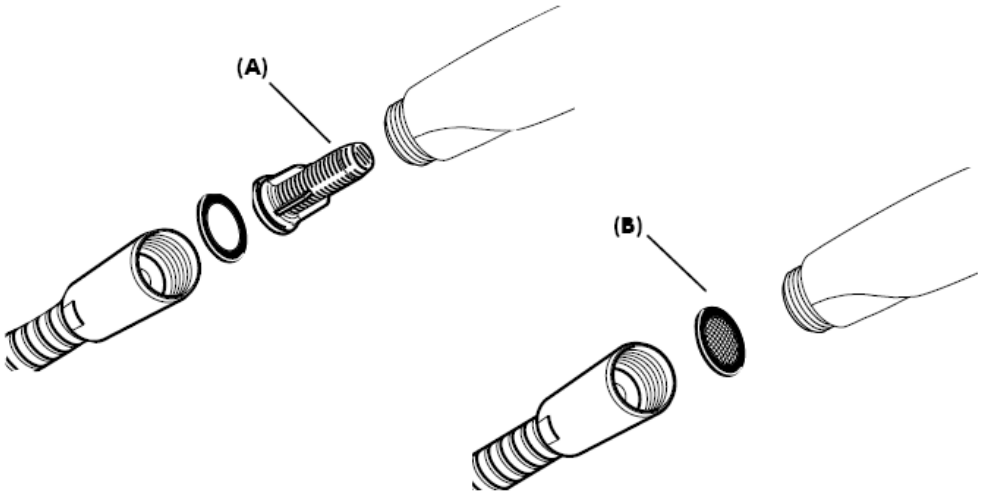
Λειτουργία πίεσης: max. 1 MPa
 Συνιστώμενη λειτουργία πίεσης: 0,1 – 0,4 MPa
 (1 MPa = 10 bar = 147 PSI)
 Θερμοκρασία ζεστού νερού: max. 60° C

Σήμα ελέγχου

	DVGW	P-IX	SVGW	ACS	NF	WRAS	KIWA
28508XXX	X	P-IX 9876/IC	X	X			X
28509XXX	X	P-IX 9875/IB	X	X			X

Συναρμολόγηση

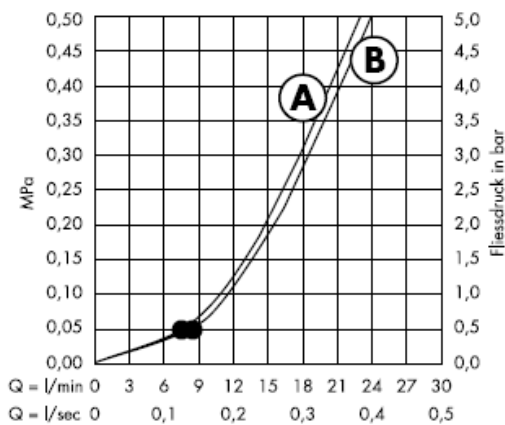
Η συνοδευτική προσθήκη φίλτρου (A) πρέπει να εγκατασταθεί, προκειμένου να διασφαλίσει την κανονική ροή του καταιονιστήρα χειρός και να αποτρέψει την είσοδο ρύπων από το δίκτυο ύδρευσης. Εάν είναι επιθυμητή μία μεγαλύτερη ροή νερού, θα πρέπει, στη θέση της προσθήκης φίλτρου (A) να τοποθετηθεί το στεγανοποιητικό παρέμβυσμα (B). Η είσοδος ρύπων μπορεί να επηρεάσει δυσμενώς τη λειτουργία ή/και να προκαλέσει βλάβες στα λειτουργικά σημεία του καταιονιστήρα χειρός, για τις όποιες ζημιές δεν αναλαμβάνει καμία ευθύνη η εταιρεία Hansgrohe.



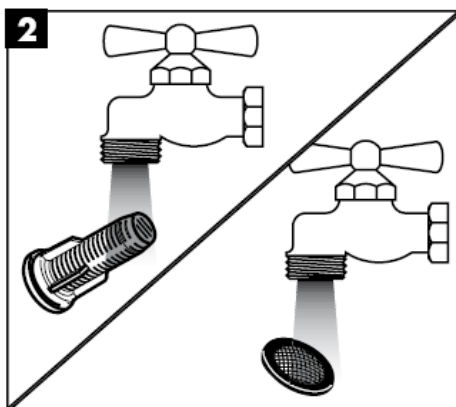
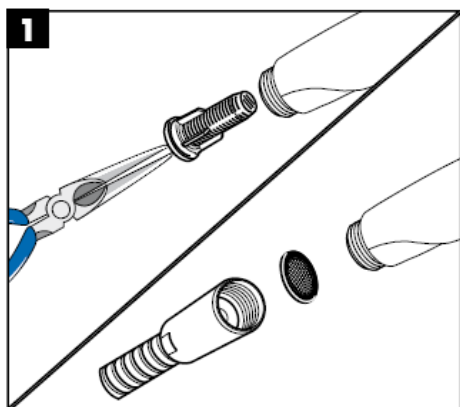
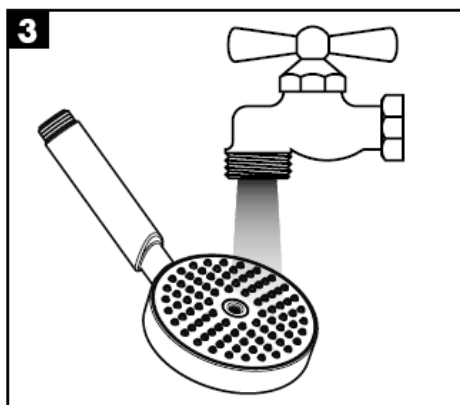
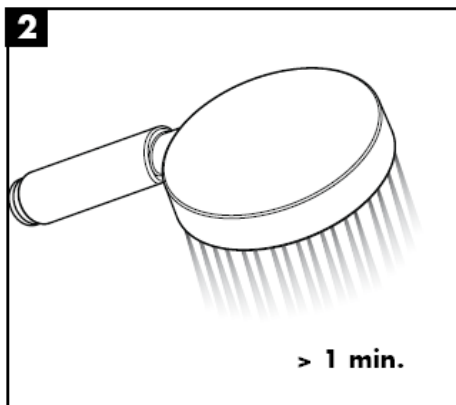
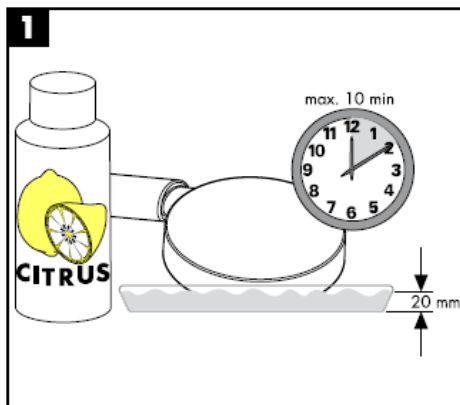
Με προσθήκη φίλτρου (A)

Με στεγανοποιητικό φίλτρο (B)

Αυτή η λειτουργία διασφαλίζεται από το σημείο κι έπειτα

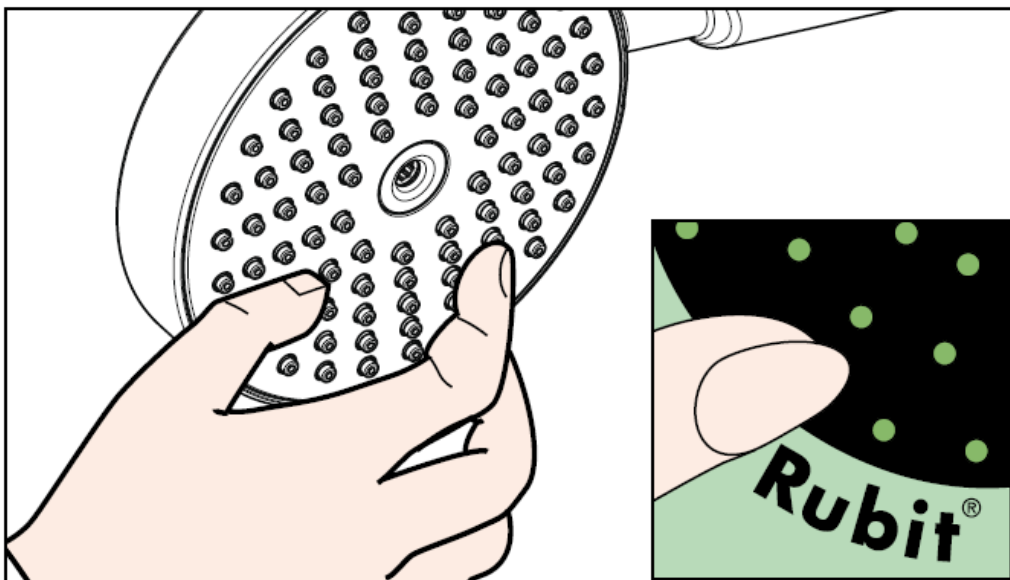


Ο καταιονιστήρας χειρός είναι κατάλληλος για χρήση με ταχυθερμοσίφωνες, από μία απόδοση 21 kW και μία ελάχιστη ροή των 7L/min και άνω.



Καθαρισμός

Με Rubit®, τη λειτουργία καθαρισμού με το χέρι, μπορούν να απομακρυνθούν με απλό τρίψιμο τα άλατα από τα κανάλια του καταιονιστήρα.

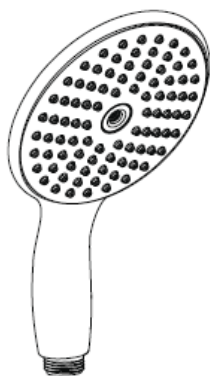


hansgrohe

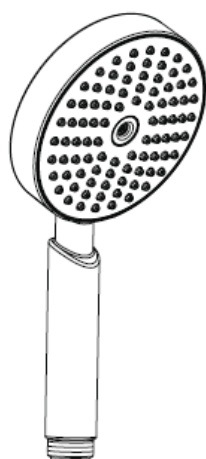
Hansgrohe · Postfach 1145 · D-77761 Schiltach · Telefon +49 (0) 78 36/51-1282 · Telefax +49 (0) 7836/511440
E-Mail: info@hansgrohe.com · Internet: www.hansgrohe.com

01/2008
9.05471.03
Ελληνικά

تعليمات التجميع



Raindance E 100 AIR 1jet
28508XXX



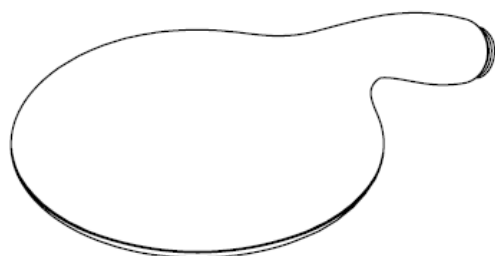
Raindance S 100 AIR 1jet
28509XXX

hansgrohe

Raindance E 100 AIR 1jet
28508XXX



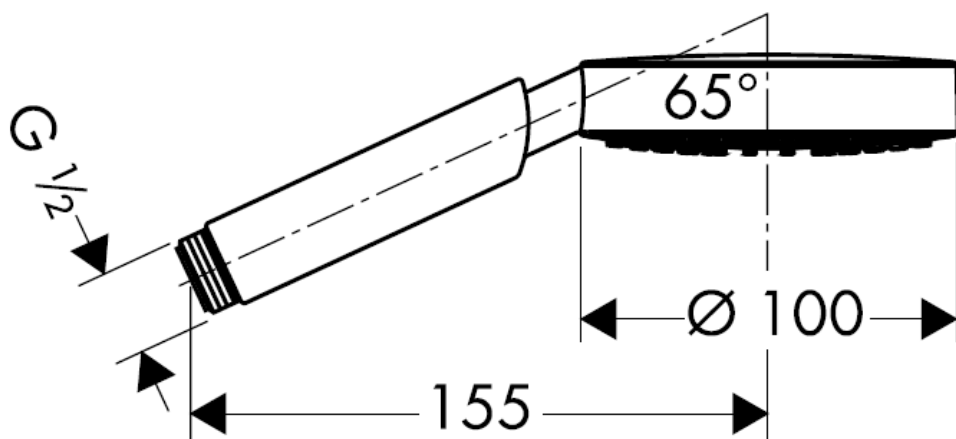
Rain AIR



Raindance S 100 AIR 1jet
28509XXX



Rain AIR



المواصفات الفنية

max. 1 MPa
0,1 – 0,4 MPa

ضغط التشغيل:
ضغط التشغيل الموصى به:
(1 MPa = 147 PSI = 10 بار)
درجة حرارة الماء الساخن:

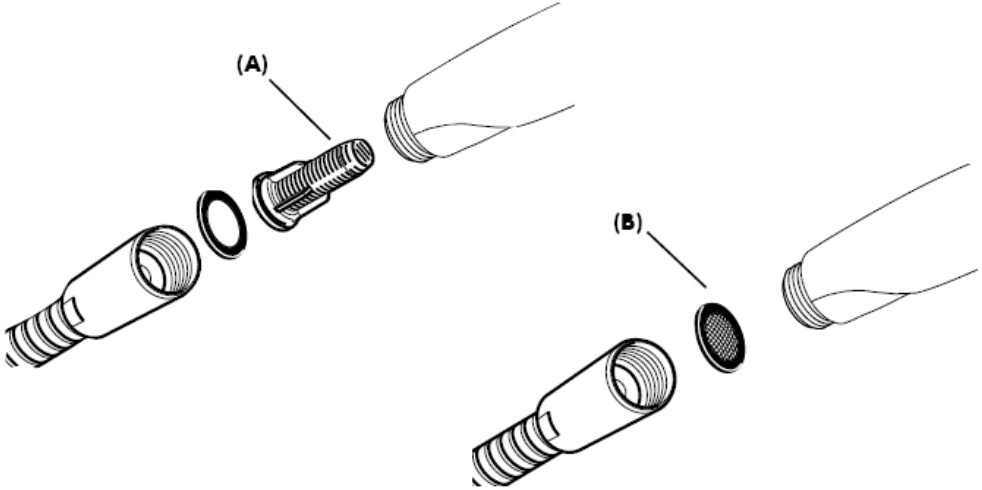
max. 60° C

شهادة اختبار

	DVGW	P-IX	SVGW	ACS	NF	WRAS	KIWA
28508XXX	X	P-IX 9876/IC	X	X			X
28509XXX	X	P-IX 9875/IB	X	X			X

التركيب

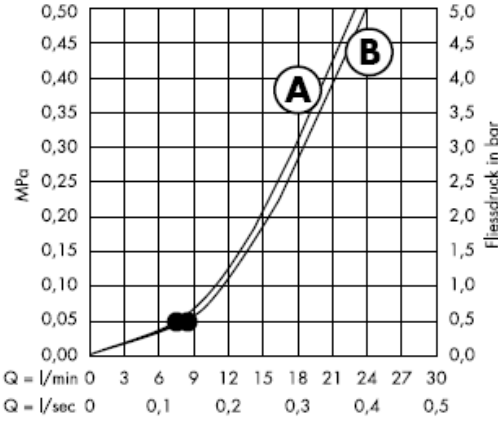
يجب استخدام وليجة المرشح (A) لضمان الحصول على معدل التدفق القياسي وحماية الدش اليدوي من الأوساخ التي تحملها شبكة المواسير. هل تريد الحصول على معدل تدفق أعلى؟ إذن يجب أن تستخدم حشية المرشح (B) بدلاً من وليجة المرشح (A). حيث تؤدي الأوساخ الواردة إلى حدوث أعطال أو / وقد تتسبب في تلف أجزاء من من الدش اليدوي، ومثل هذه الأعطال تلغي كافة المطالبات الخاصة بالمسؤولية أو الضمان.



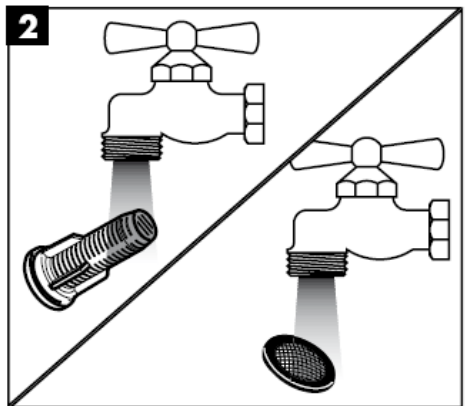
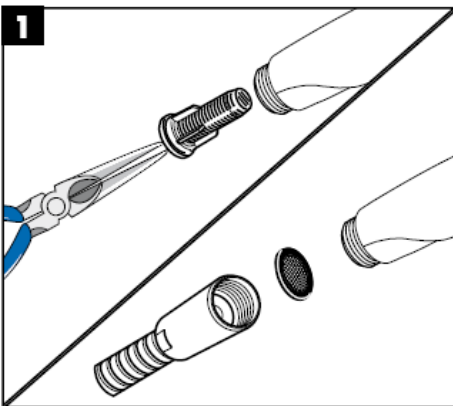
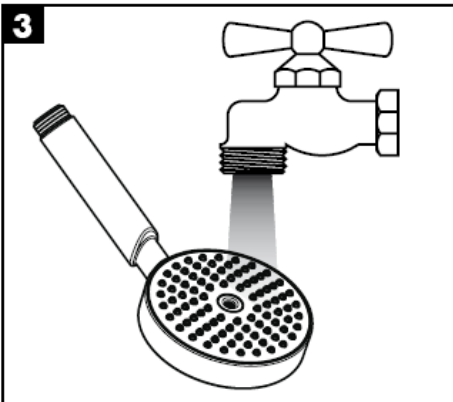

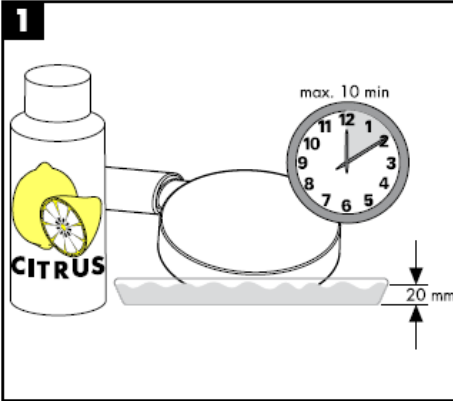
بوليصة المرشح (A)

مع أجزاء المرشح (B)

من • الوظيفة مضمونة.

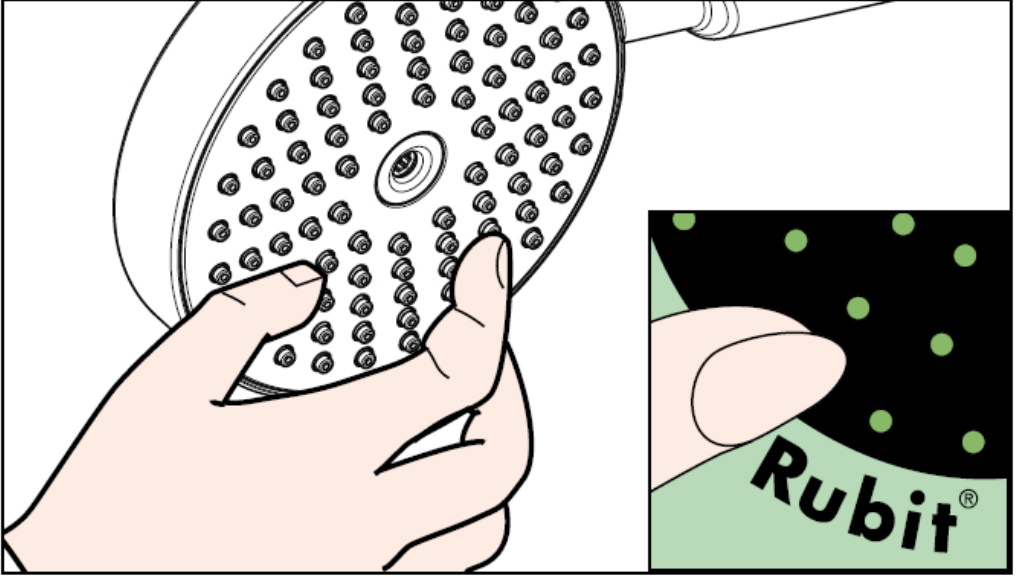


يصلح الدش اليدوي للاستخدام مع سخانات المياه ذات التدفق المستمر التي يبلغ خرج الحرارة منها 21 كيلو وات وحد أدنى من التدفق المار بها يبلغ 7 لتر / الدقيقة.



التنظيف

لا تحتاج وظيفة تنظيف سوى قدر بسيط من الفرك باليد لإزالة القشور الجيرية من قنوات الرشاش.



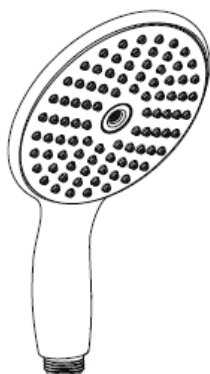
hansgrohe

Hansgrohe · Postfach 1145 · D-77761 Schiltach · Telefon +49 (0) 78 36/51-1282 · Telefax +49 (0) 7836/511440
E-Mail: info@hansgrohe.com · Internet: www.hansgrohe.com

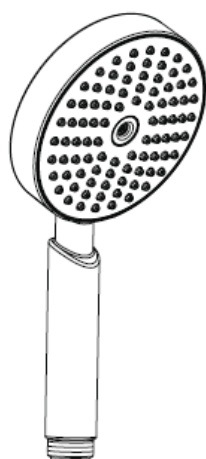
01/2008
9.05471.03

عربي

Navodila za montažo



Raindance E 100 AIR 1jet
28508XXX



Raindance S 100 AIR 1jet
28509XXX

hansgrohe

Raindance E 100 AIR 1jet
28508XXX



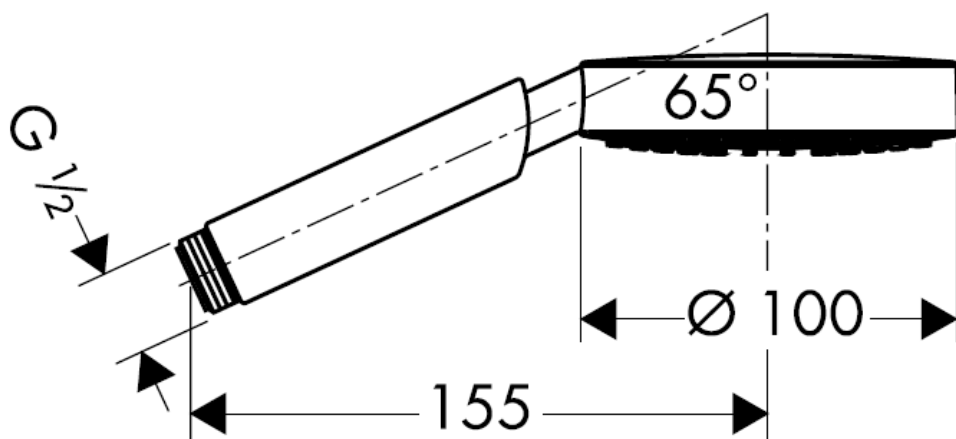
Rain AIR



Raindance S 100 AIR 1jet
28509XXX



Rain AIR



Tehnični podatki

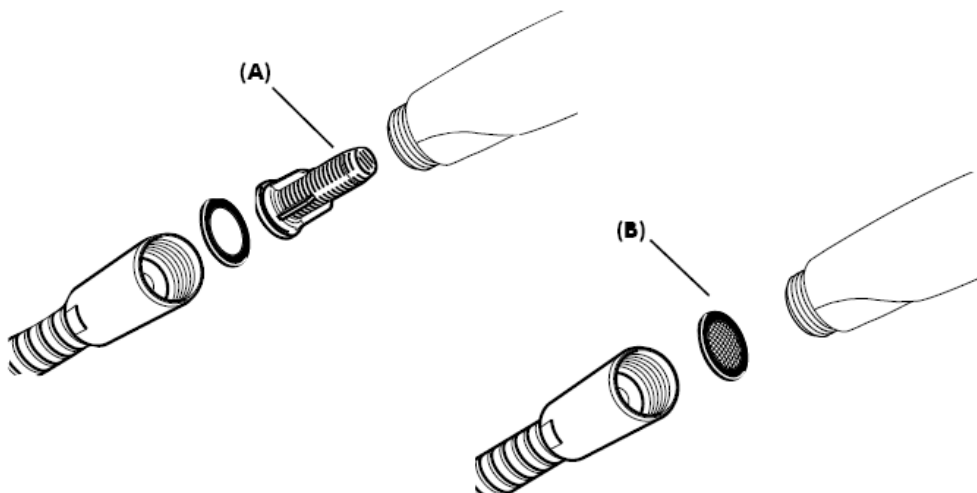
Delovni tlak:	max. 1 MPa
Priporočeni delovni tlak:	0,1 – 0,4 MPa
(1 MPa = 10 bars = 147 PSI)	
Temperatura tople vode:	max. 60° C

Preskusni znak

	DVGW	P-IX	SVGW	ACS	NF	WRAS	KIWA
28508XXX	X	P-IX 9876/IC	X	X			X
28509XXX	X	P-IX 9875/IB	X	X			X

Montaža

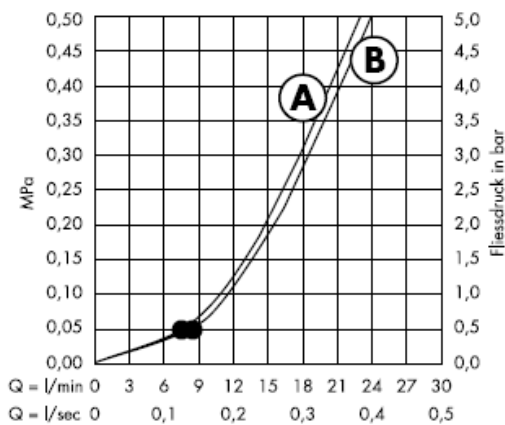
Priloženi filtrirni vložek (A) je potrebno vgraditi, da zagotovimo standardni pretok in zaščitimo ročno prho pred umazanijo iz vodovodne napeljave. Če želite večji pretok vode, je namesto filtrirnega vložka (A) potrebno vstaviti filtrirno mrežico (B). Umazanija lahko okvari ali poškoduje dele ročne prhe. Za tako nastalo škodo Hansgrohe ne odgovarja.



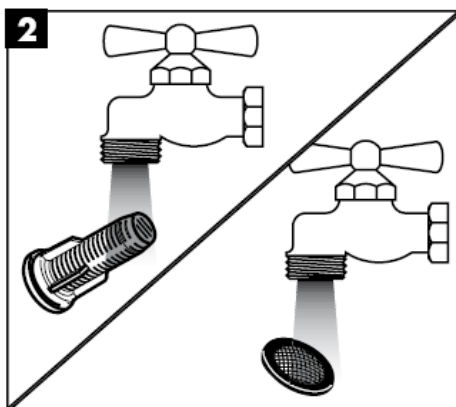
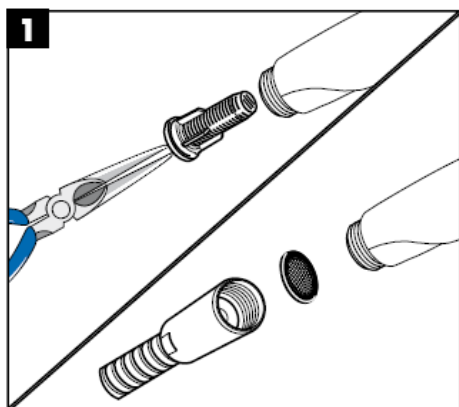
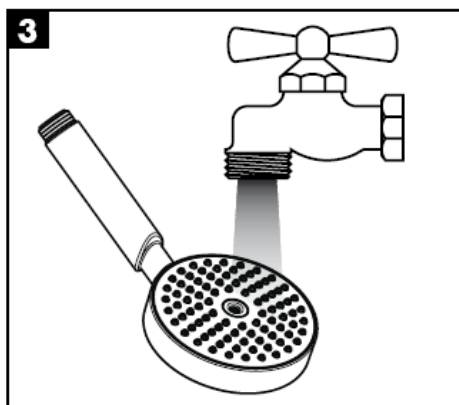
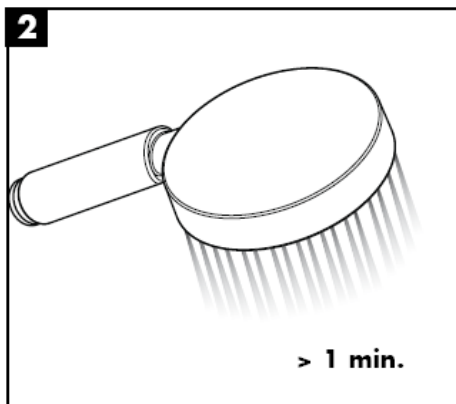
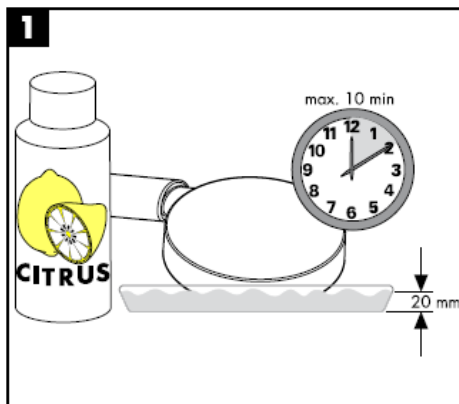
S filtrnim vložkom (A)

S filtrno mrežico (B)

Od • je delovanje zagotovljeno.

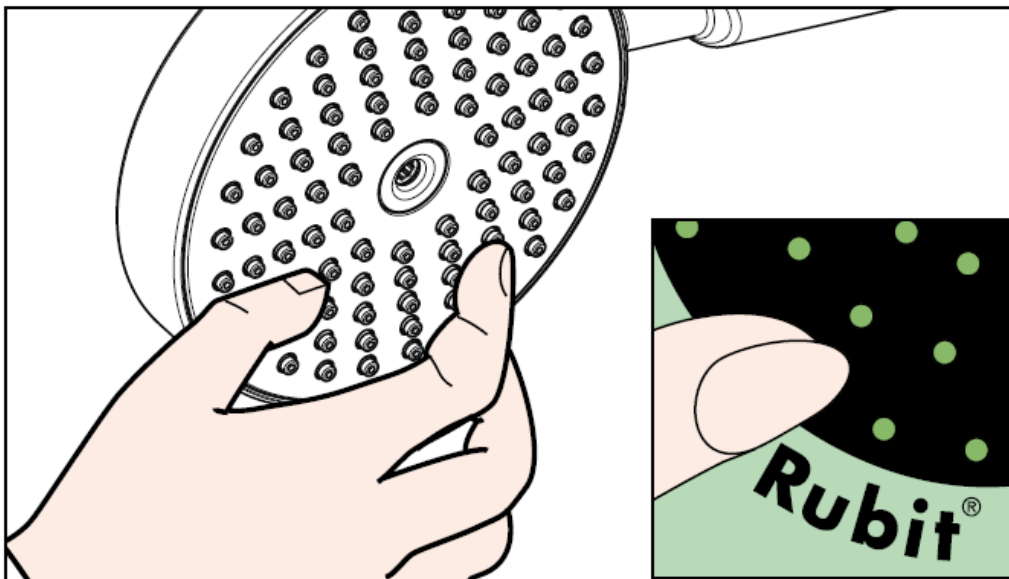


Ročna prha je primerna za uporabo s pretočnimi grelniki zmogljivosti nad 21 kW in minimalnim pretokom 7 l/min.



Čiščenje

Z Rubit®, ročno čistilno funkcijo, lahko s šob očistimo vodni kamen tako, da šobe enostavno podrgemo.

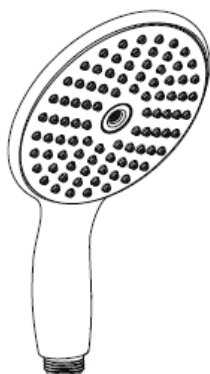


hansgrohe

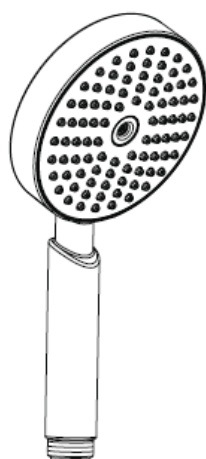
Hansgrohe · Postfach 1145 · D-77761 Schiltach · Telefon +49 (0) 78 36/51-1282 · Telefax +49 (0) 7836/511440
E-Mail: info@hansgrohe.com · Internet: www.hansgrohe.com

01/2008
9.05471.03
Slovenski

Paigaldusjuhend



Raindance E 100 AIR 1jet
28508XXX



Raindance S 100 AIR 1jet
28509XXX

hansgrohe

Raindance E 100 AIR 1jet
28508XXX



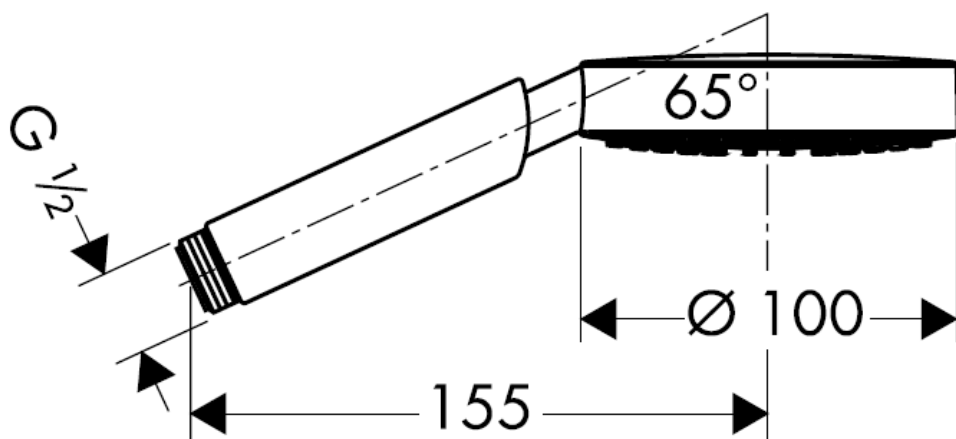
Rain AIR



Raindance S 100 AIR 1jet
28509XXX



Rain AIR



Tehnilised andmed

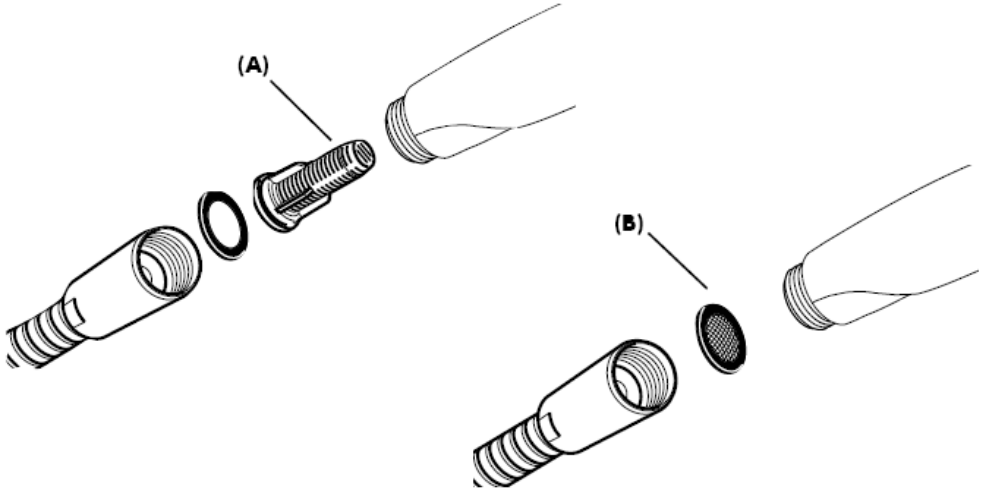
Töörõhk	max. 1 MPa
Soovitatav töörõhk:	0,1 – 0,4 MPa
(1 MPa = 10 baari = 147 PSI)	
Kuuma vee temperatuur:	max. 60° C

Kontrollsertifikaat

	DVGW	P-IX	SVGW	ACS	NF	WRAS	KIWA
28508XXX	X	P-IX 9876/IC	X	X			X
28509XXX	X	P-IX 9875/IB	X	X			X

Paigaldamine

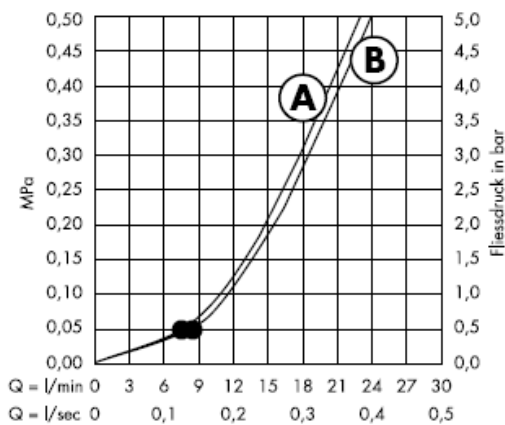
Käsiduši standardse läbivoolu puhul peab veevärgist tuleva mustuse vastu paigaldama kaasasoleva filtri A. Kui soovite suuremat läbivoolu, peab selle asemel kasutama filtrit B. Filtri A või B mittepaigaldamisel käsiduši võib sissetulev mustus funktsioneerimist kahjustada ja/või rikkuda käsiduši detaile. Sellest tulenevate kahjude eest Hansgrohe ei vastuta.



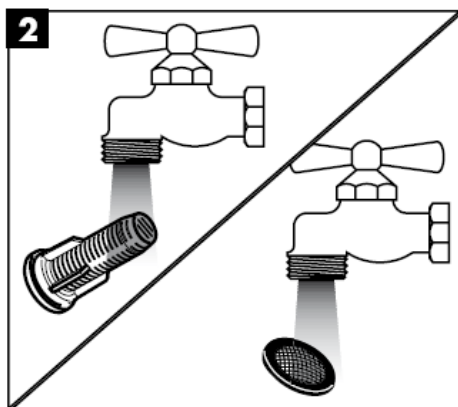
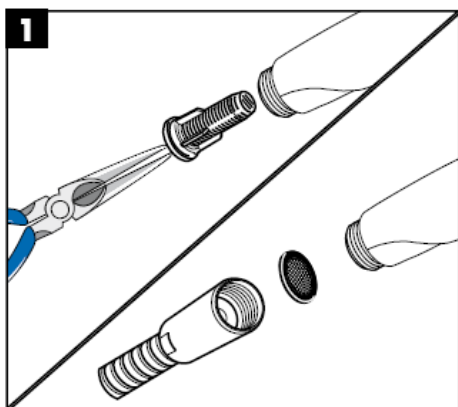
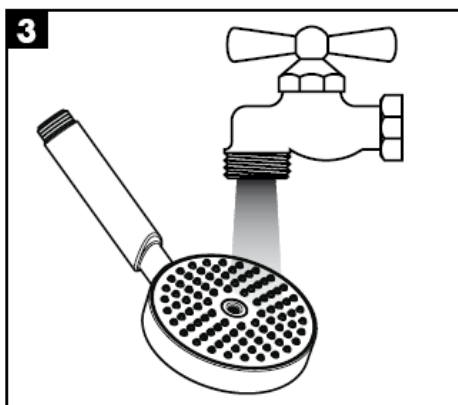
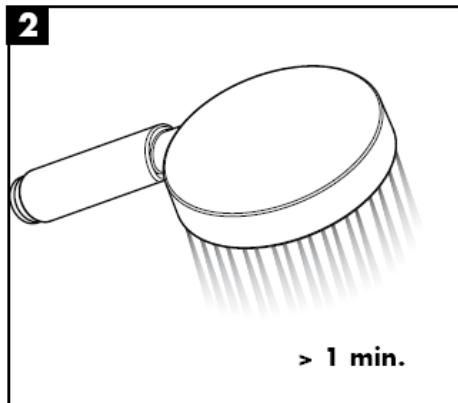
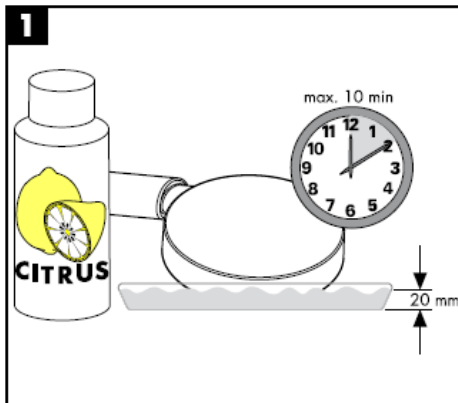
Filtriga (A)

Sõeltihendiga B

Alates • on funktsioneerimine garanteeritud

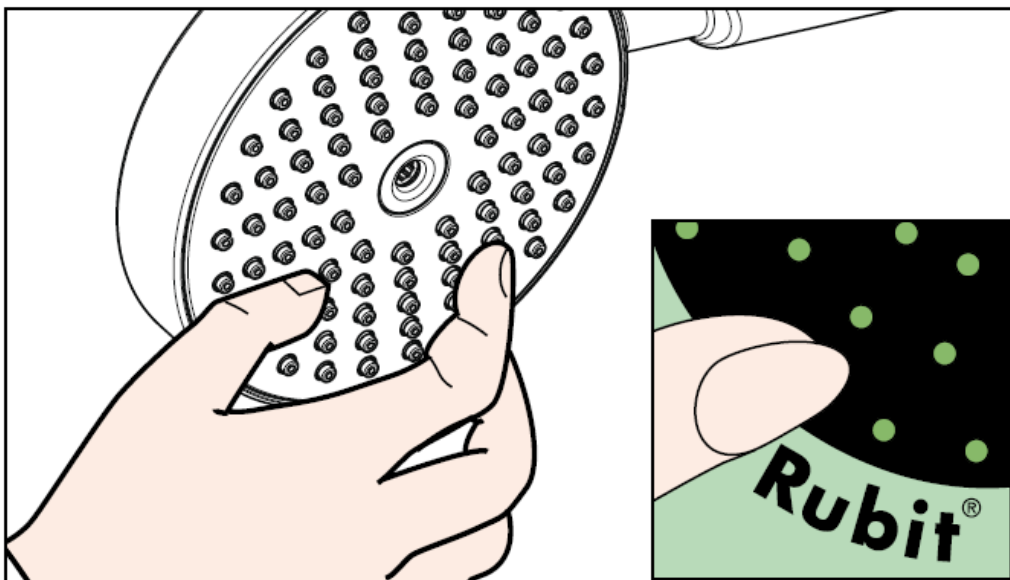


Käsidušši sobib kasutada boiler, mille võimsus on alates 21 kW ning minimaalne läbivool 7 l/min.



Puhastamine

Käsitsi puhastamise funktsiooni Rubit® puhul on vajalik vaid kerge ülehõõrumine, eemaldamaks dušikanalistest katlakivi.

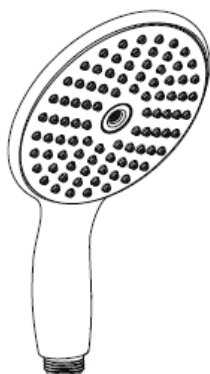


hansgrohe

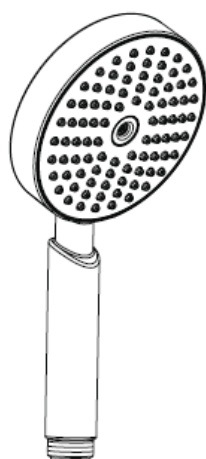
Hansgrohe · Postfach 1145 · D-77761 Schiltach · Telefon +49 (0) 78 36/51-1282 · Telefax +49 (0) 7836/511440
E-Mail: info@hansgrohe.com · Internet: www.hansgrohe.com

01/2008
9.05471.03
Estonia

Montāžas instrukcija



Raindance E 100 AIR 1jet
28508XXX



Raindance S 100 AIR 1jet
28509XXX

hansgrohe

Raindance E 100 AIR 1jet
28508XXX



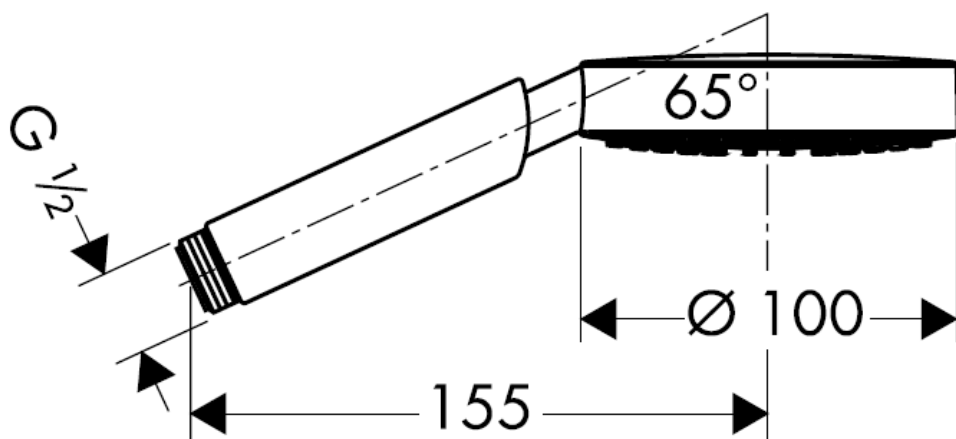
Rain AIR



Raindance S 100 AIR 1jet
28509XXX



Rain AIR



Tehniskie dati

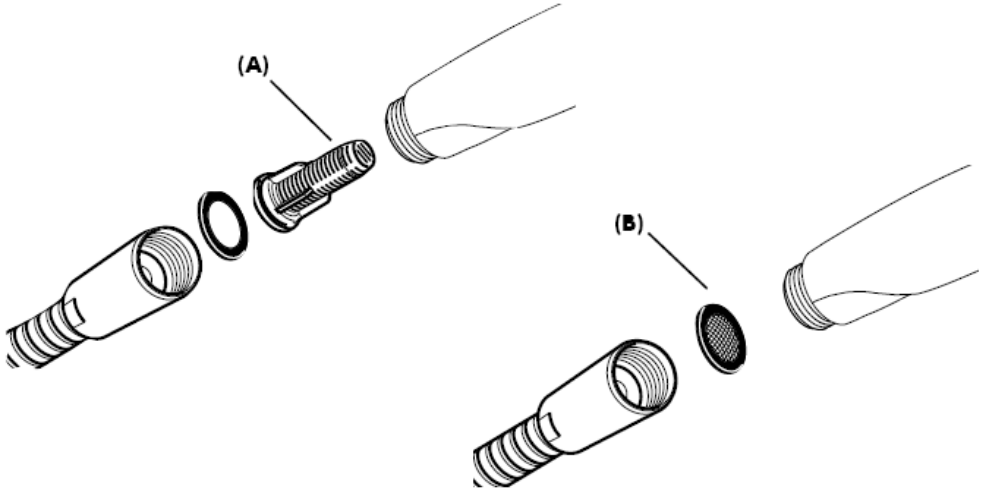
Darba spiediens: max. 1 MPa
 Ieteicamais darba spiediens: 0,1 – 0,4 MPa
 (1 MPa = 10 bar = 147 PSI)
 Karstā ūdens temperatūra: max. 60° C

Pārbaudes zīme

	DVGW	P-IX	SVGW	ACS	NF	WRAS	KIWA
28508XXX	X	P-IX 9876/IC	X	X			X
28509XXX	X	P-IX 9875/IB	X	X			X

Montāža

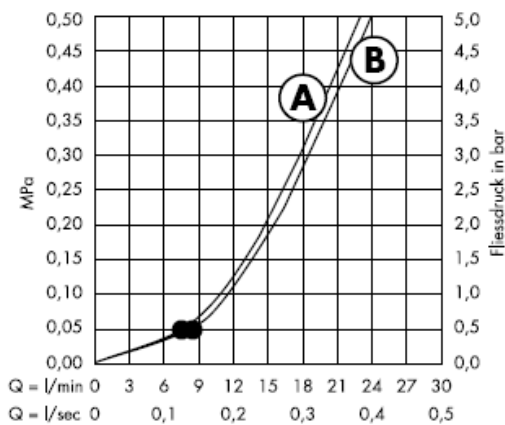
Lai nodrošinātu rokas dušas normālu ūdens caurplūdi un izvairītos no netīrumu ieskalošanas no ūdensvada, jāiemontē komplektā esošais filtrs (A). Ja ir nepieciešamība pēc lielākas ūdens caurplūdes, tad filtra (A) vietā jāizmanto sietiņš (B). Ieskalotie netīrumi var traucēt dušas funkciju un / vai arī izraisīt rokas dušas funkciju bojājumus, par kuriem Hansgrohe nenes atbildību.



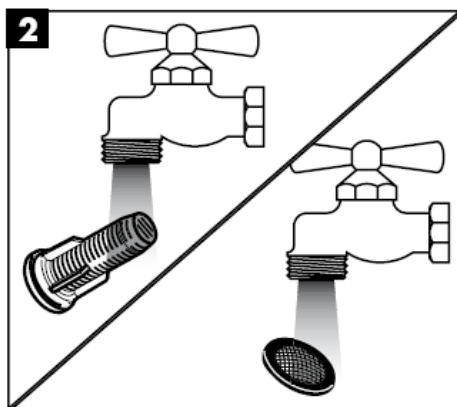
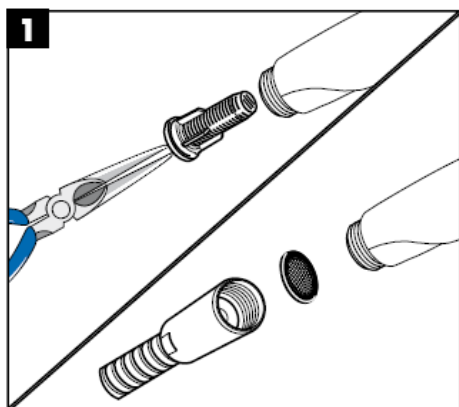
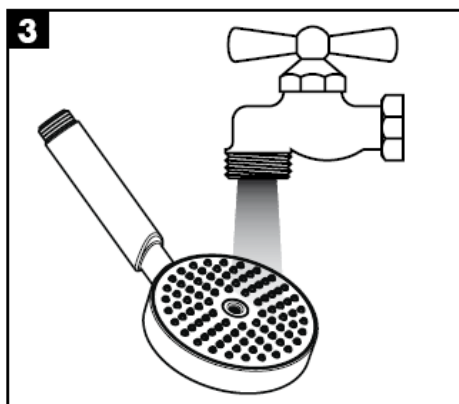

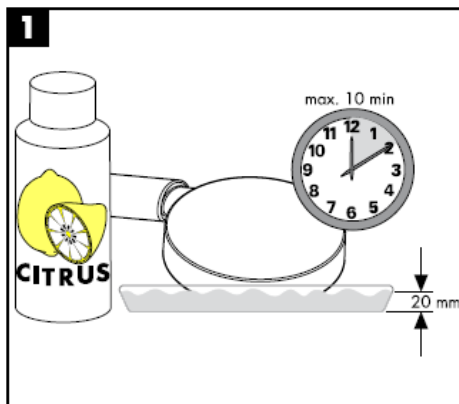
Ar filtra ieliktni (A)

Ar filtra blīvējumu (B)

No • funkcija nodrošināta

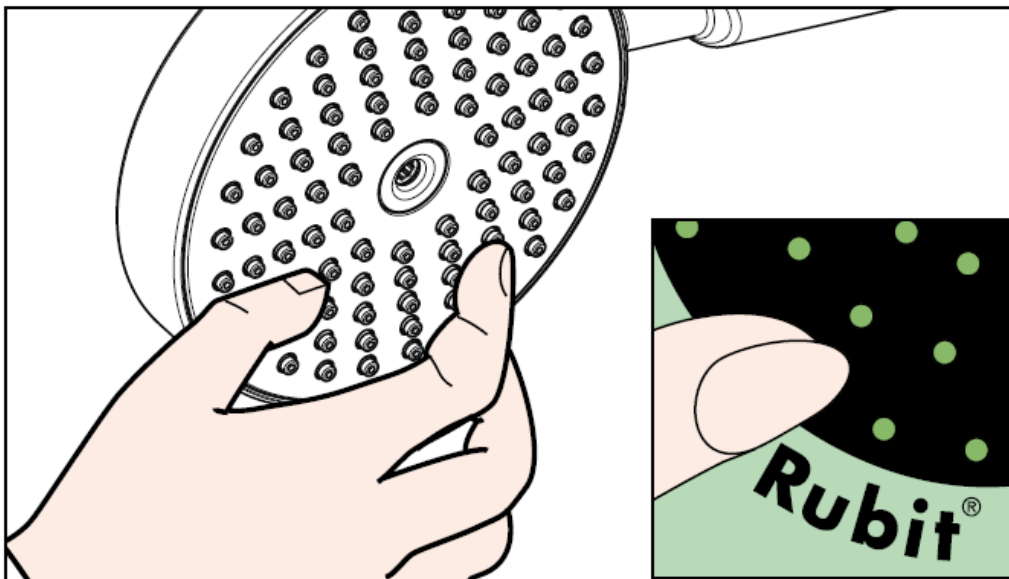


Rokas duša ir piemērota caurteces sildītājam, kura jauda ir 21 kW un minimālā caurtece 7 l/min.



Tīrīšana

Rubit® attīrīšanas funkcija - strūklas kanāliņi vienkāršas manuālas berzes rezultātā tiek attīrīti no kaļķa.

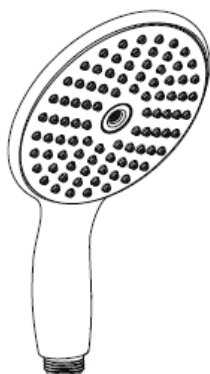


hansgrohe

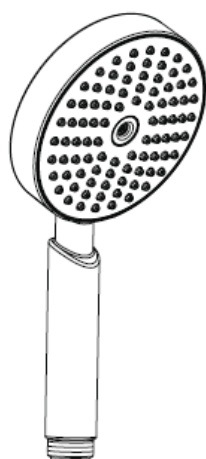
Hansgrohe · Postfach 1145 · D-77761 Schiltach · Telefon +49 (0) 78 36/51-1282 · Telefax +49 (0) 7836/511440
E-Mail: info@hansgrohe.com · Internet: www.hansgrohe.com

01/2008
9.05471.03
Latviski

Uputstvo za montažu



Raindance E 100 AIR 1jet
28508XXX



Raindance S 100 AIR 1jet
28509XXX

hansgrohe

Raindance E 100 AIR 1jet
28508XXX



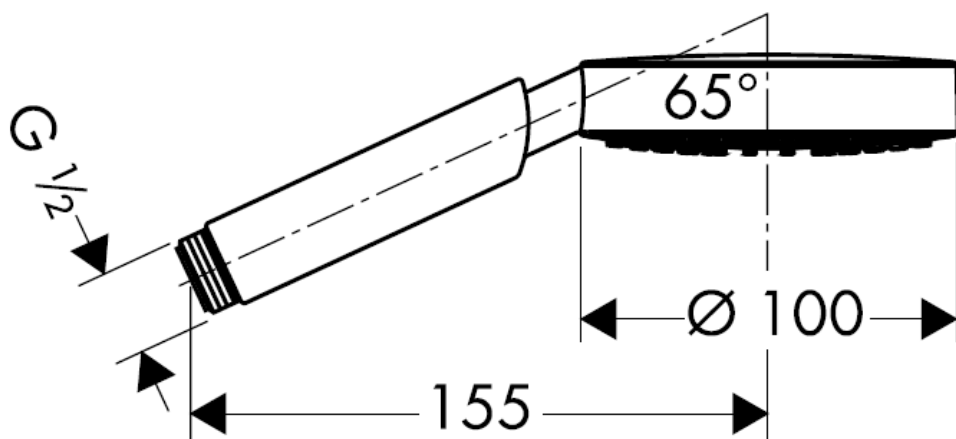
Rain AIR



Raindance S 100 AIR 1jet
28509XXX



Rain AIR



Tehnički podaci

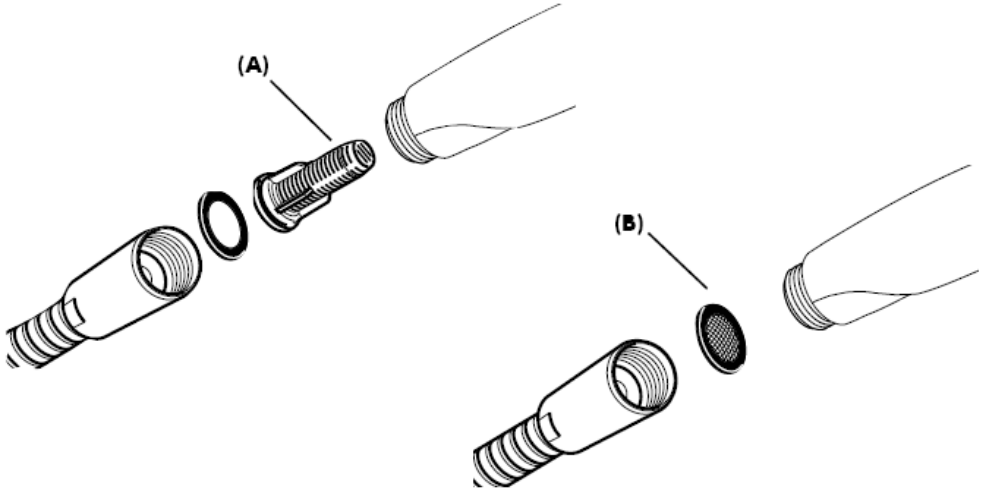
Radni pritisak: max. 1 MPa
 Preporučeni radni pritisak: 0,1 – 0,4 MPa
 (1 MPa = 10 bara = 147 PSI)
 Temperatura vruće vode: max. 60° C

Ispitni znak

	DVGW	P-IX	SVGW	ACS	NF	WRAS	KIWA
28508XXX	X	P-IX 9876/IC	X	X			X
28509XXX	X	P-IX 9875/IB	X	X			X

Montaža

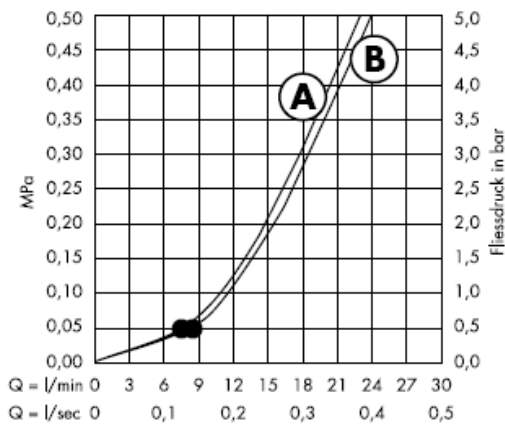
Isporučeni umetak filtra (A) se mora ugraditi kako bi se regulisao protok vode i smanjio prolazak prljavštine iz vodovoda. Ako želite jači protok vode, umesto filtra (A) ugradite mrežastu zaptivku (B).
 Za eventualna oštećenja ili lošije funkcionisanje ručnog tuša uzrokovano prljavštinom, proizvođač Hansgrohe nije odgovoran.



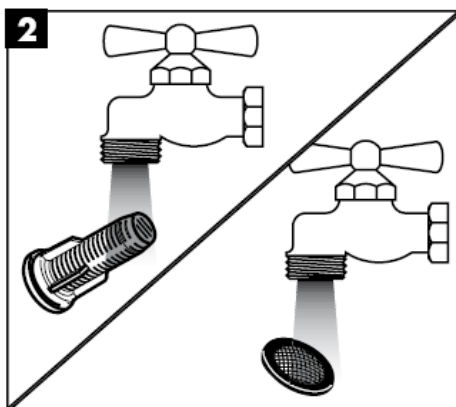
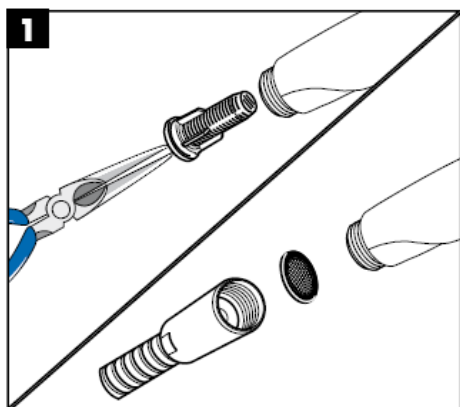
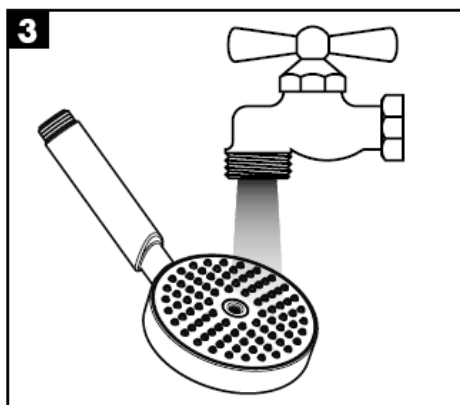
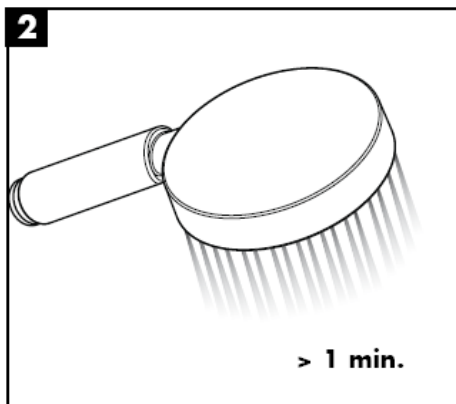
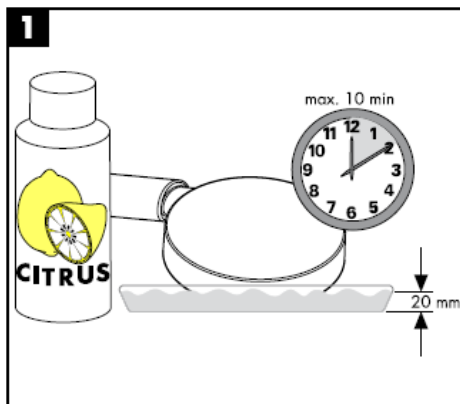
S filterom (A)

S mrežastom zaptivkom (B)

Od • je funkcija zagarantovana.

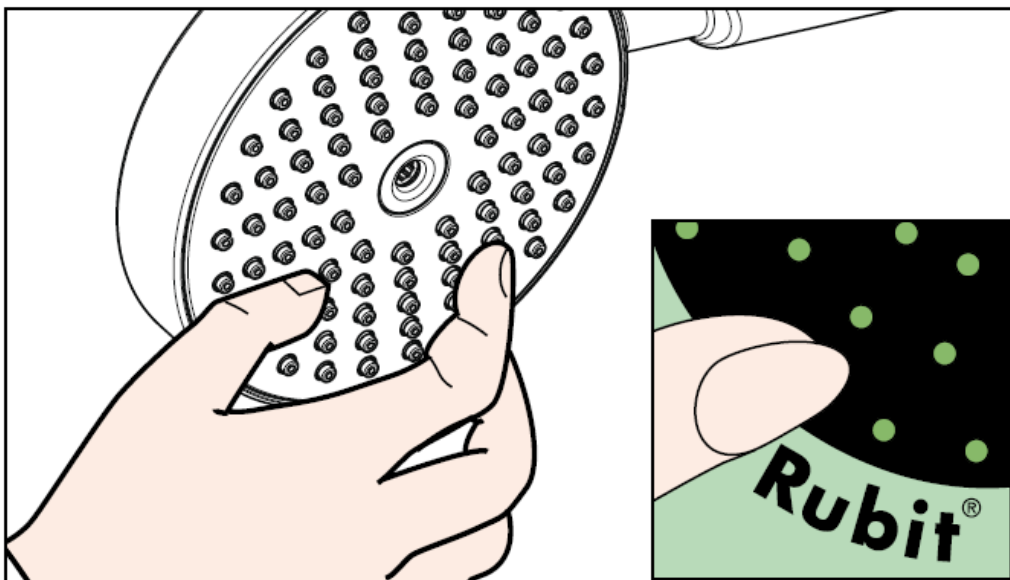


Ručni tuš možete koristiti uz protočni bojler snage od 21 kW ili veće, te uz minimalni protok od 7 l/min.



Čišćenje

Rubit® - ručni sistem za čišćenje omogućuje odstranjivanje kamenca s rupica uobličavača mlaza, jednostavnim trljanjem.

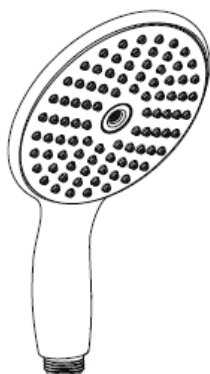


hansgrohe

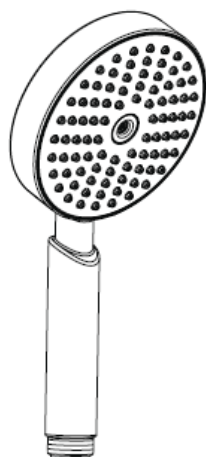
Hansgrohe · Postfach 1145 · D-77761 Schiltach · Telefon +49 (0) 78 36/51-1282 · Telefax +49 (0) 7836/511440
E-Mail: info@hansgrohe.com · Internet: www.hansgrohe.com

01/2008
9.05471.03
Srpski

Montasjeveiledning



Raindance E 100 AIR 1jet
28508XXX



Raindance S 100 AIR 1jet
28509XXX

hansgrohe

Raindance E 100 AIR 1jet
28508XXX



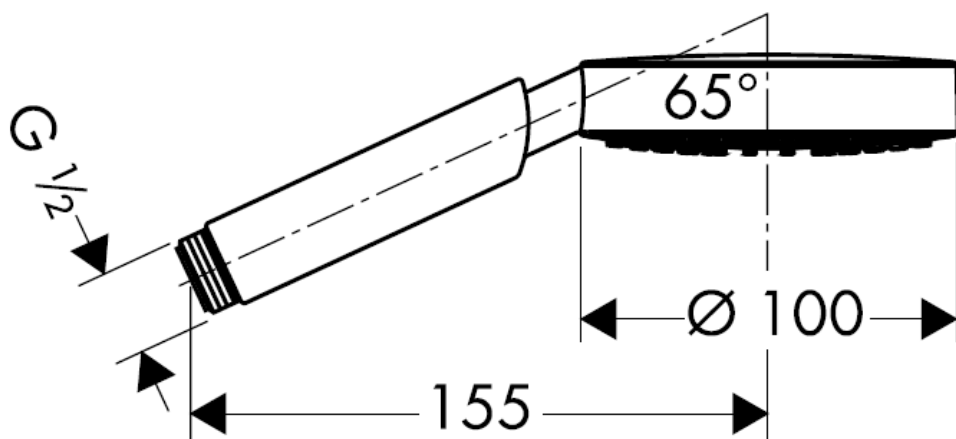
Rain AIR



Raindance S 100 AIR 1jet
28509XXX



Rain AIR



Tekniske data

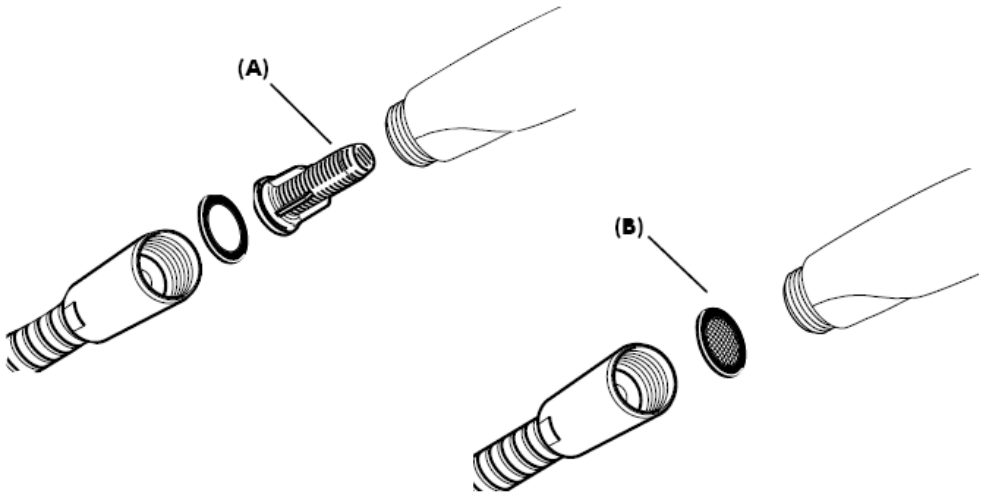
Driftstrykk	max. 1 MPa
Anbefalt driftstrykk: (1 Mpa = 10 bar = 147 PSI)	0,1 – 0,4 MPa
Varmtvannstemperatur	max. 60° C

Prøvermerke

	DVGW	P-IX	SVGW	ACS	NF	WRAS	KIWA
28508XXX	X	P-IX 9876/IC	X	X			X
28509XXX	X	P-IX 9875/IB	X	X			X

Montasje

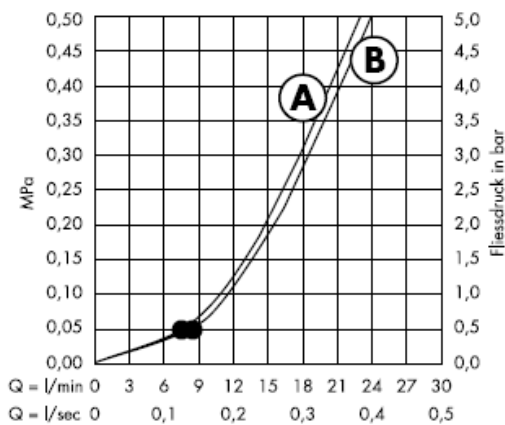
Det medleverte filter-elementet skal bygges inn, for å garantere hånddusjens standard-gjennomstrømning og for å forhindre at smuss spyles inn fra ledningsnettet. Ønsker man en større vanngjennomstrømning skal det monteres en silpakning (B) isteden for filterelementet (A). Innspyling av smuss kan påvirke funksjonen negativt og/eller medføre skader på hånddusjens funksjonsdeler. Hansgrohe påtar seg inget ansvar for skader som resulteres av dette.



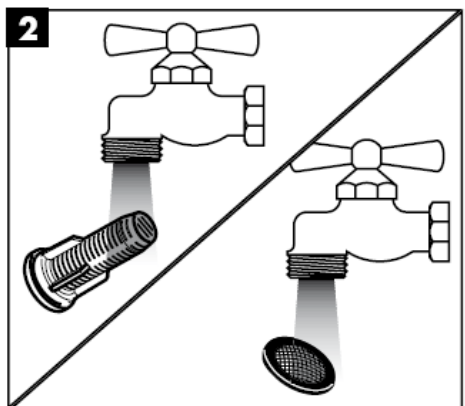
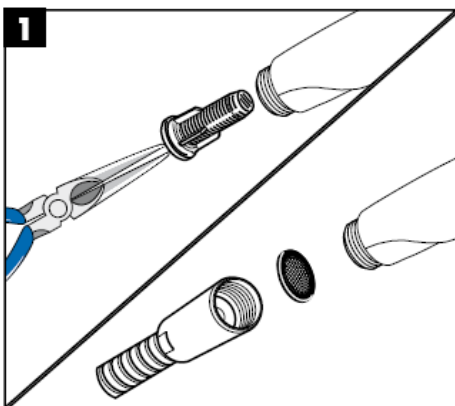
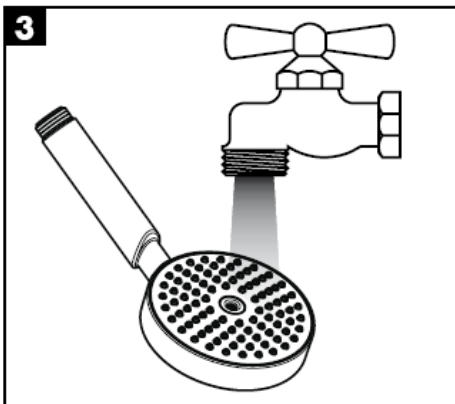
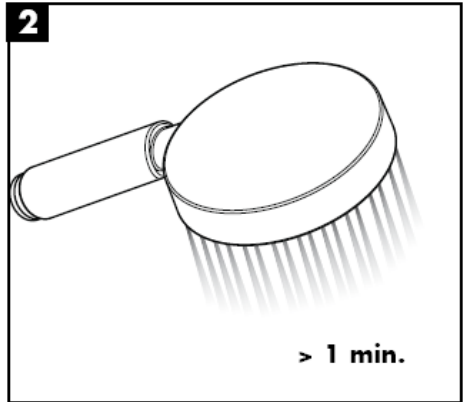
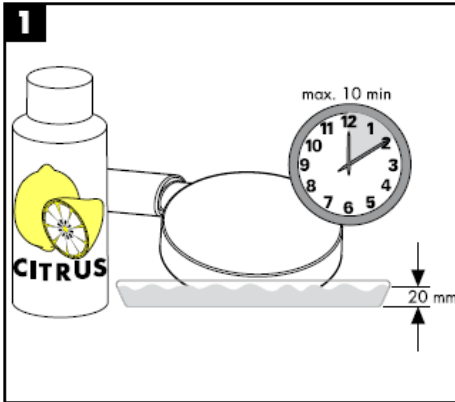
Med filterinnsats (A)

Med silpakning (B)

F.o.m. • er funksjonen garantert

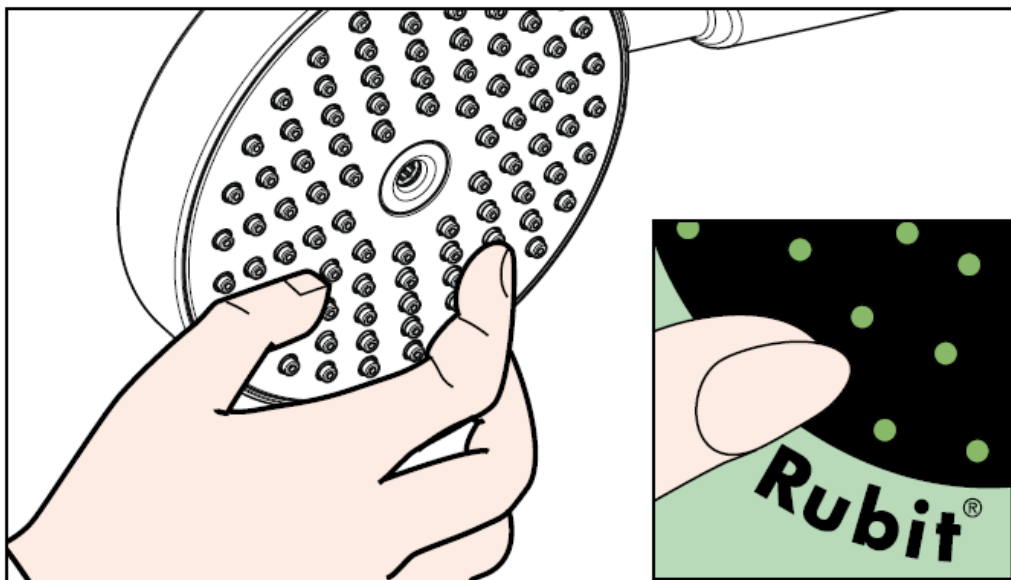


Hånddusjen egner seg for bruk sammen med en gjennomstrømningsovner fra og med en ytelse på 21 kW og en minimum gjennomstrømning på 7l/min.



Rengjøring

Ved hjelp av Rubit®, en manuell rengjøringsfunksjon, kan man fjerne kalk fra stråleformere ved enkel gnikking.

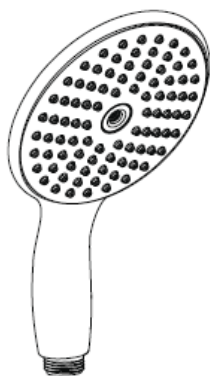


hansgrohe

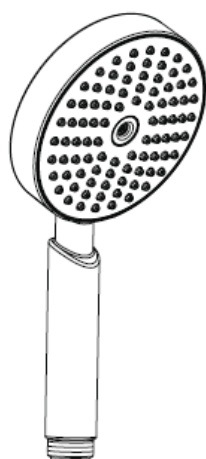
Hansgrohe · Postfach 1145 · D-77761 Schiltach · Telefon +49 (0) 78 36/51-1282 · Telefax +49 (0) 7836/511440
E-Mail: info@hansgrohe.com · Internet: www.hansgrohe.com

01/2008
9.05471.03
Norsk

РЪКОВОДСТВО ЗА МОНТАЖ



Raindance E 100 AIR 1jet
28508XXX



Raindance S 100 AIR 1jet
28509XXX

hansgrohe

Raindance E 100 AIR 1jet
28508XXX



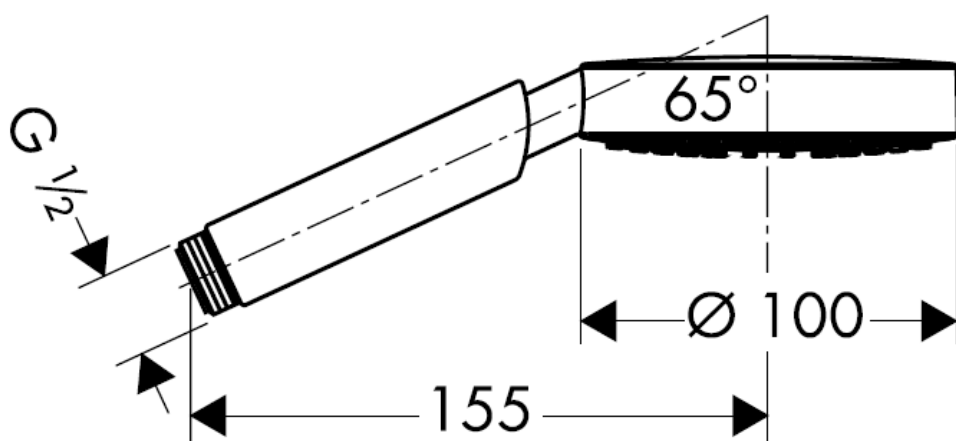
Rain AIR



Raindance S 100 AIR 1jet
28509XXX



Rain AIR



Технически данни

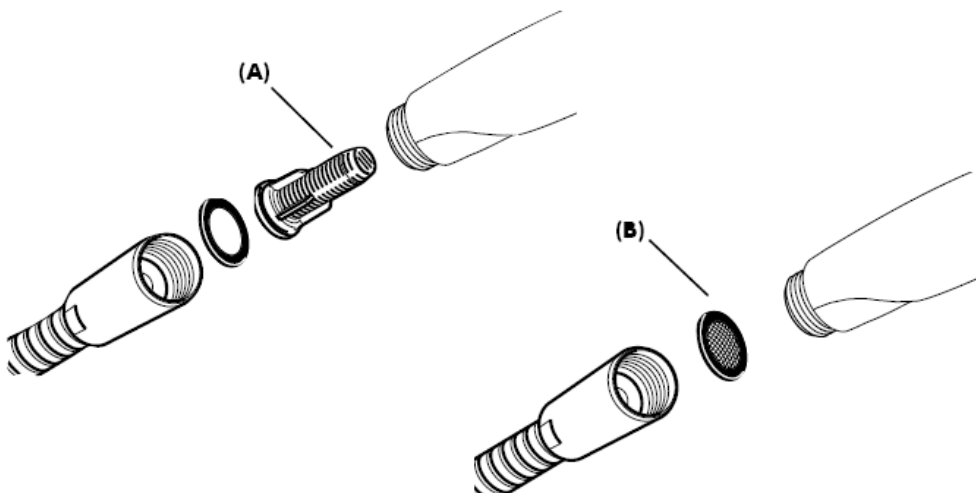
Работно налягане: max. 1 MPa
 Препоръчително работно налягане: 0,1 – 0,4 MPa
 (1 MPa = 10 bar = 147 PSI)
 Температура на горещата вода: max. 60° C

Контролен знак

	DVGW	P-IX	SVGW	ACS	NF	WRAS	KIWA
28508XXX	X	P-IX 9876/IC	X	X			X
28509XXX	X	P-IX 9875/IB	X	X			X

Монтаж

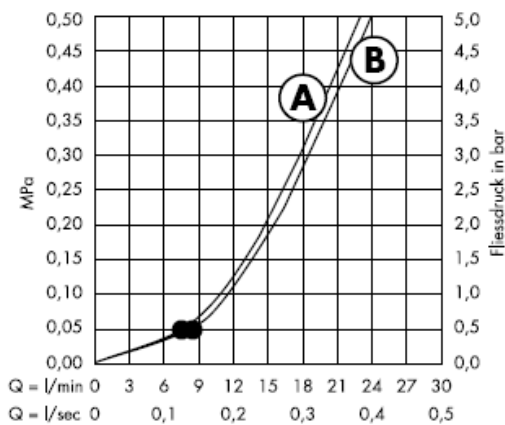
Опакованата към него филтърна вложка (А) трябва да се монтира, за да се осигури нормалния поток към ръчния разпръсквател и да се избегне натрупване на замърсявания от водопроводната мрежа. Ако желаете по-силно протичане на вода, вместо филтърната вложка (А) поставете уплътнението с цедка (В). Натрупването на замърсявания може да наруши функцията и/или да доведе до увреждания на функционалните части на ръчния разпръсквател, Hansgrohe не носи отговорност за получените се по този начин щети.



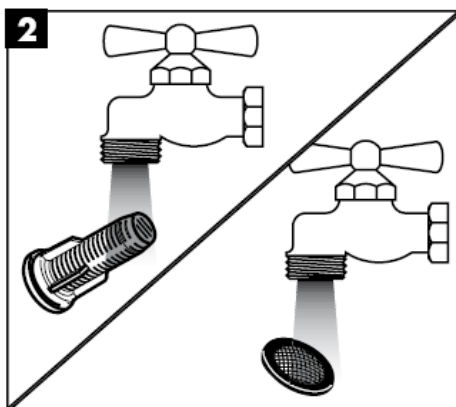
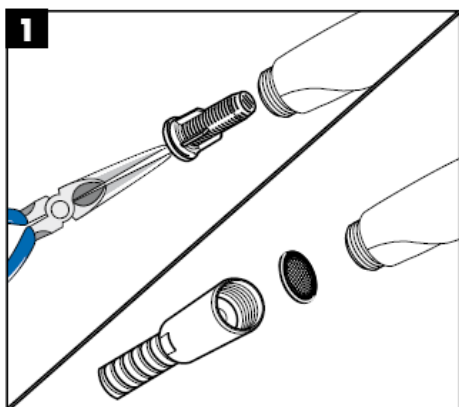
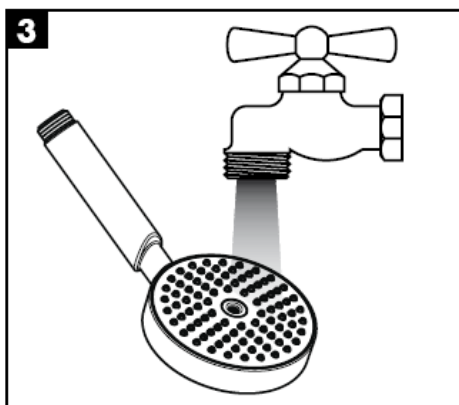
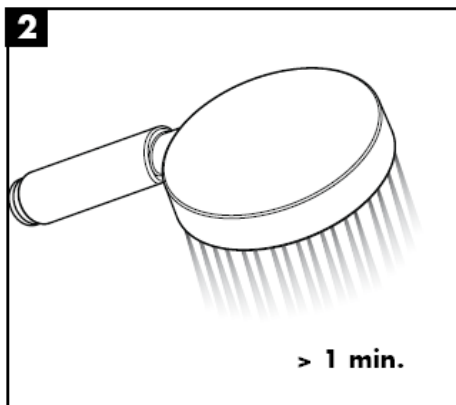
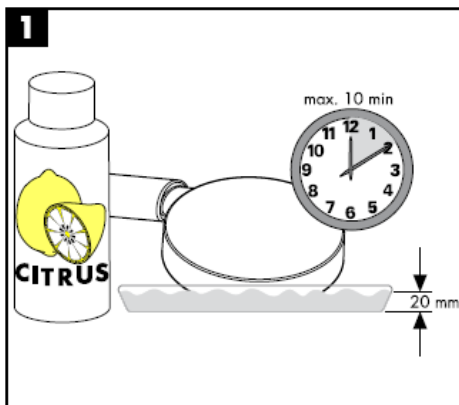
С филтърна вложка (А)

С уплътнение с цедка (В)

От • функцията е гарантирана.

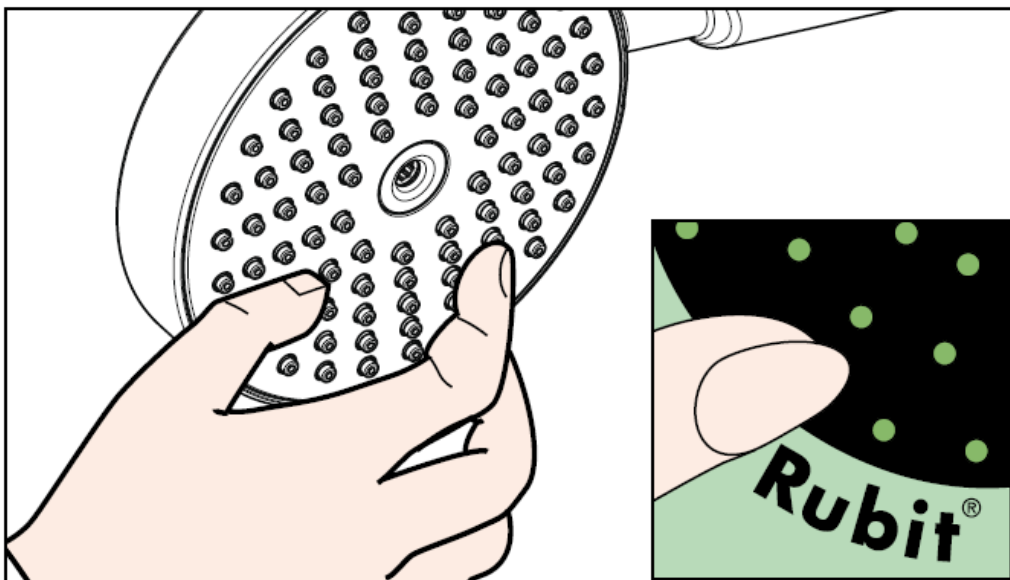


Ръчният разпръсквател е подходящ за използване с проточни нагреватели с мощност от 21 kW нагоре и минимален поток от 7 л/мин.



Почистване

С Rubit®, ръчната функция за почистване, приспособленията за почистване на струята могат да се почистват от варовика с просто разтъркване.

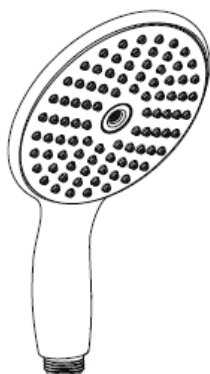


hansgrohe

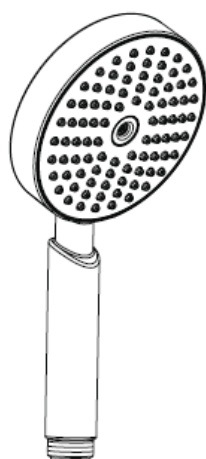
Hansgrohe · Postfach 1145 · D-77761 Schiltach · Telefon +49 (0) 78 36/51-1282 · Telefax +49 (0) 7836/511440
E-Mail: info@hansgrohe.com · Internet: www.hansgrohe.com

01/2008
9.05471.03
БЪЛГАРСКИ

Udhëzime rreth montimit



Raindance E 100 AIR 1jet
28508XXX



Raindance S 100 AIR 1jet
28509XXX

hansgrohe

Raindance E 100 AIR 1jet
28508XXX



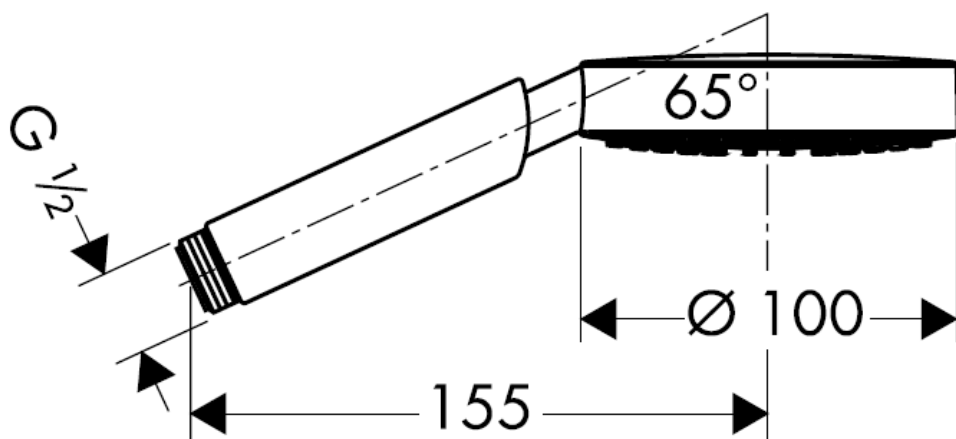
Rain AIR



Raindance S 100 AIR 1jet
28509XXX



Rain AIR



Të dhëna teknike

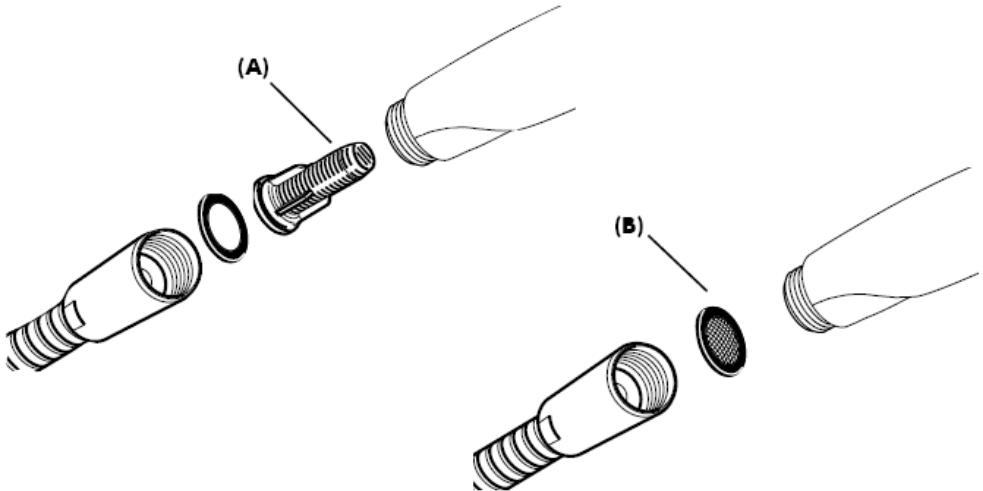
Presioni gjatë punës max. 1 MPa
 Presioni i rekomanduar: 0,1 – 0,4 MPa
 (1 MPa = 10 bar = 147 PSI)
 Temperatura e ujit të ngrrohtë max. 60° C

Shenja e kontrollit

	DVGW	P-IX	SVGW	ACS	NF	WRAS	KIWA
28508XXX	X	P-IX 9876/IC	X	X			X
28509XXX	X	P-IX 9875/IB	X	X			X

Montimi

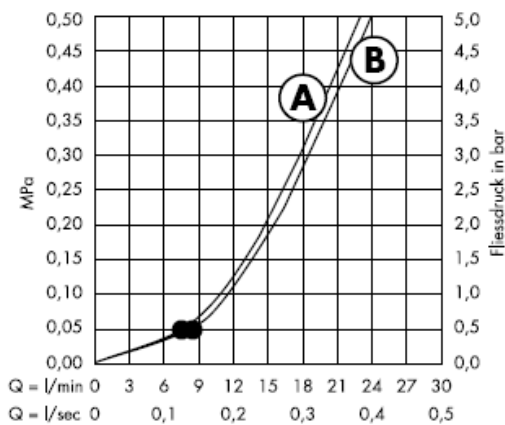
Filtri i bashkëngjitur (A) duhet montuar për të garantuar rrjedhjen sipas normave të ujit nga spërkatësja si dhe për të evituar thithjen e ndotjeve nga tubacionet e ujësjiellësit. Nëse dëshironi më shumë vëllim uji, atëherë në vend të filtrit (A) duhet të përdorni sitën (B).
 Ndotjet mund të dëmtojnë pjesë funksionale të spërkatësës. Hansgrohe nuk merr përgjegjësinë për dëmet e shkaktuara në këtë mënyrë.



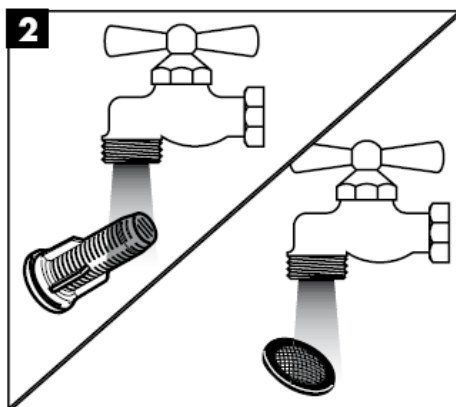
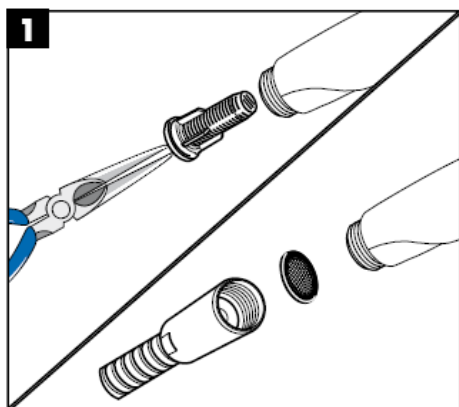
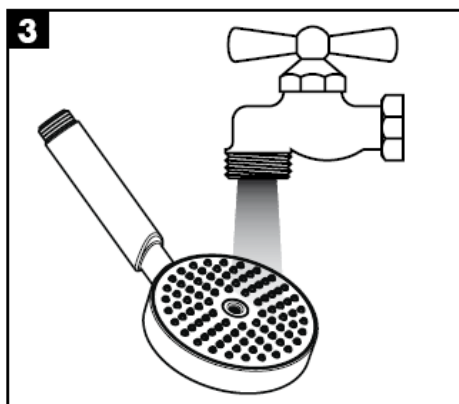

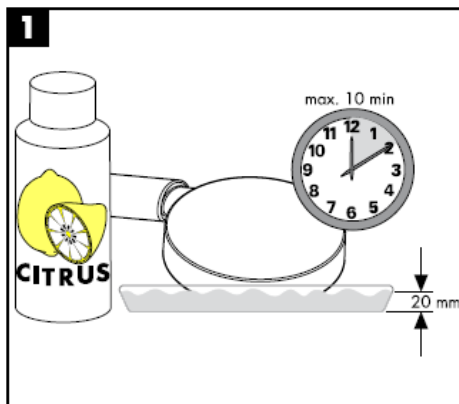
Me përdorim të filtrit (A)

Me izolues të sitës (B)

Nga • është i mundur funksioni.

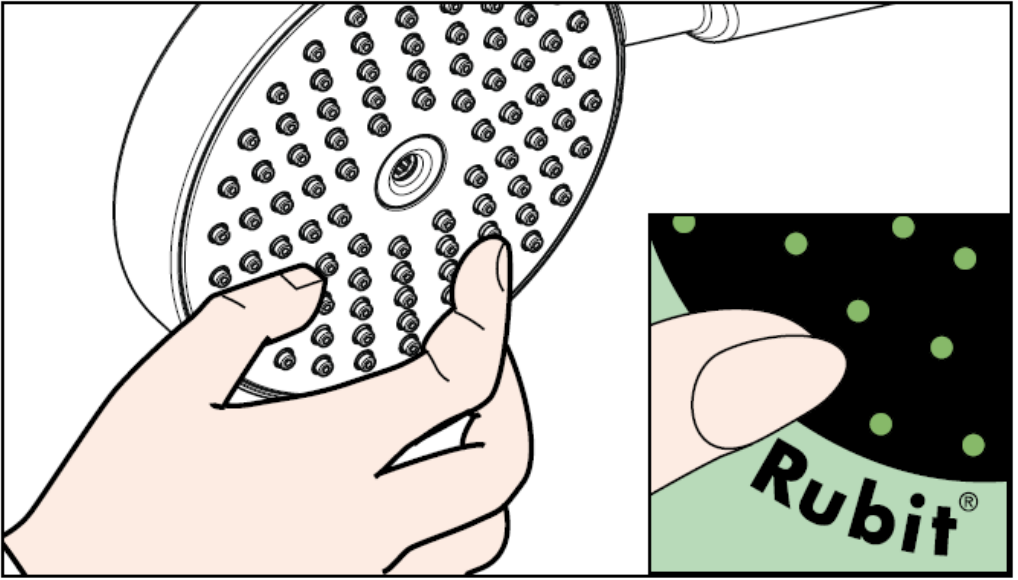


Spërkatësja mund të përdoret në kombinim me ngrohës elektrikë të ujit me kapacitet 21 kW e sipër dhe një rrjedhje minimale prej 7 l/min.



Pastrimi

Me Rubit®, funksionin manual të pastrimit mund të hiqet kalku me fërkim të thjeshtë nga formuesit e currilit.



hansgrohe

Hansgrohe · Postfach 1145 · D-77761 Schiltach · Telefon +49 (0) 78 36/51-1282 · Telefax +49 (0) 7836/511440
E-Mail: info@hansgrohe.com · Internet: www.hansgrohe.com

01/2008
9.05471.03
Shqib