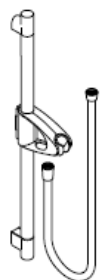


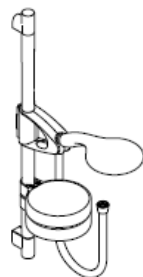
# Montageanleitung



**Unica'D**  
27930XXX  
27933XXX



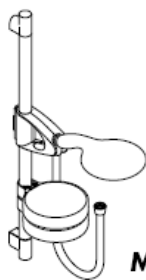
**Unica'D**  
27938000  
27934000



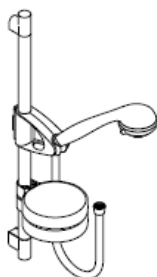
**Raindance**  
**E 100 Set**  
27881000  
27883000



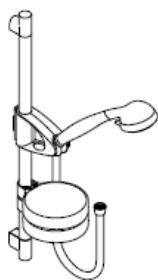
**Raindance**  
**Talis E Combi**  
27071000



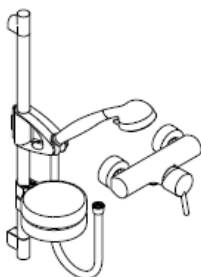
**Raindance**  
**E 120 Set**  
27885000  
27887000



**Mistral 3/Unica'D**  
27788000  
27789000



**Mistral/Unica'D**  
27990000  
27936000



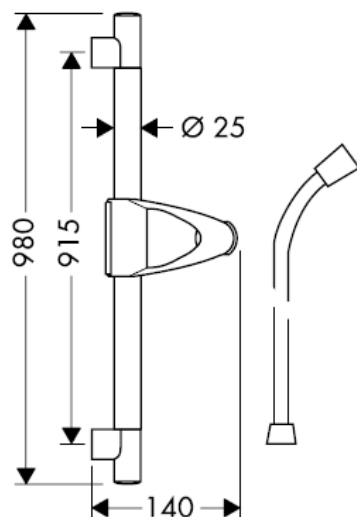
**Mistral /Unica'D**  
**/Talis S Combi**  
27067000

**hangrohe**

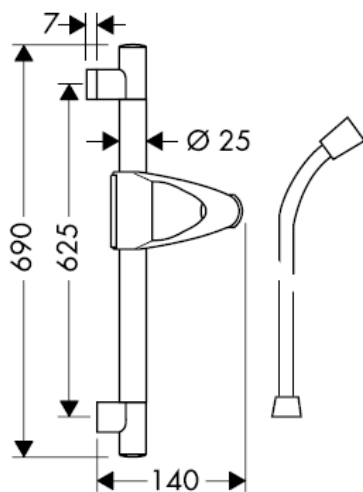


Optimale Funktion nur in Verbindung mit Hansgrohe Handbrausen und Hansgrohe Brausenschläuchen garantiert. Brausenschläuche sind nur zum Anschluss von Brausen an Armaturen geeignet. Eine Absperrung nach dem Schlauch in Fließrichtung ist unzulässig!

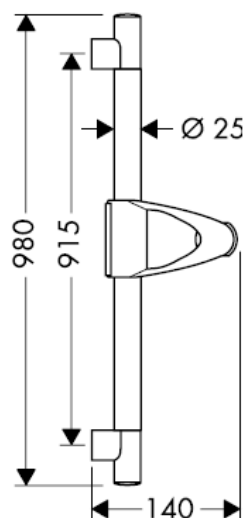
**Unica'D 27930XXX**



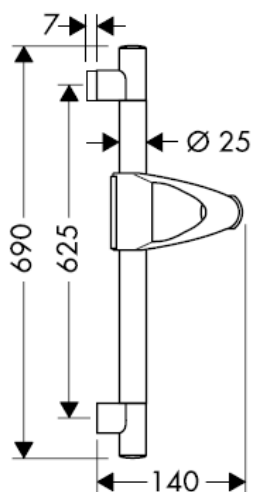
**Unica'D 27933XXX**



**Unica'D 27938000**

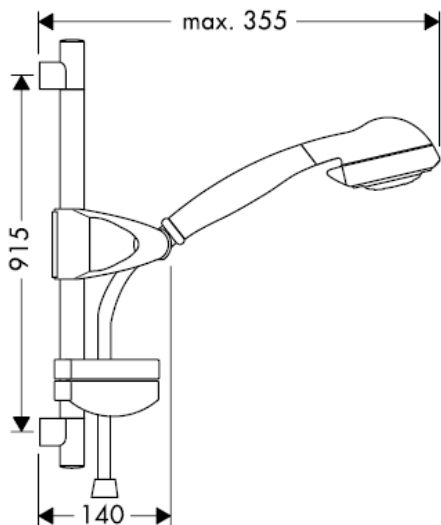


**Unica'D 27934000**

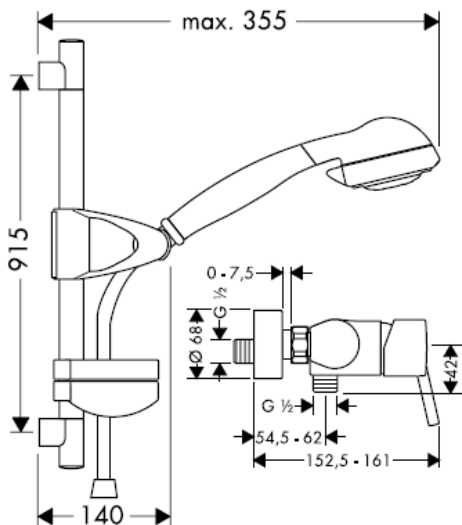


Die Brausestange 27933XXX/27938000/27934000 ist ausschließlich für den Export und somit in Deutschland nicht erhältlich!

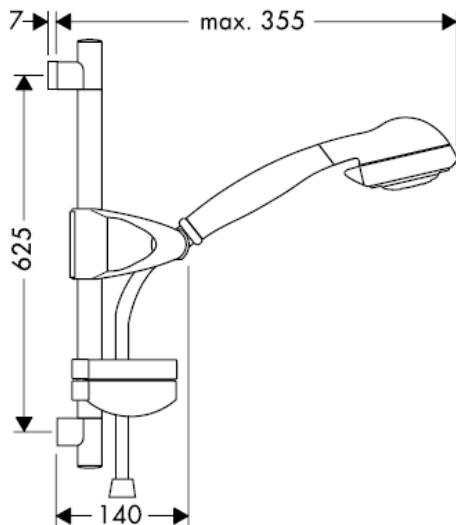
**Mistral/Unica'D 27990000**



**Mistral /Unica'D /Talis S Combi 27067000**

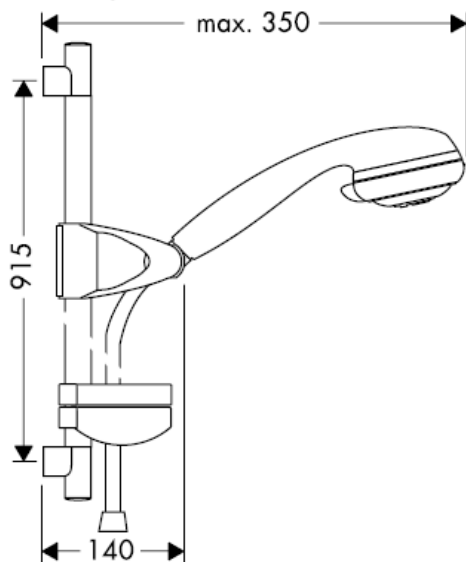


**Mistral/Unica'D 27936000**

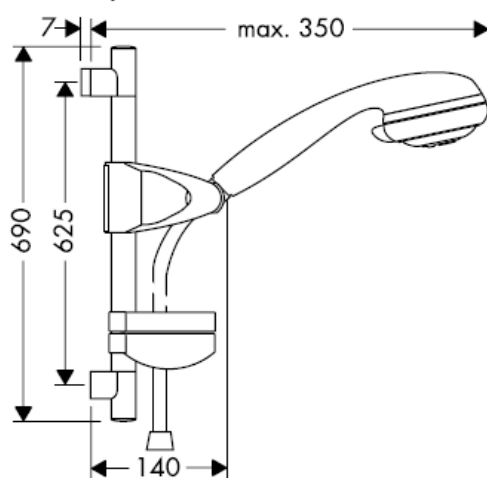


Die Brausestange 27936000 ist ausschließlich für den Export und somit in Deutschland nicht erhältlich!

**Mistral 3/Unica'D 27789000**

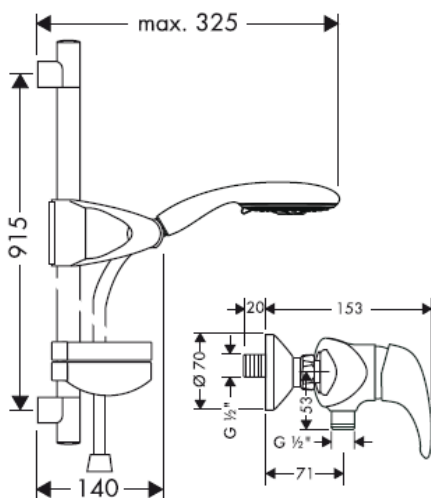


**Mistral 3/Unica'D 27788000**

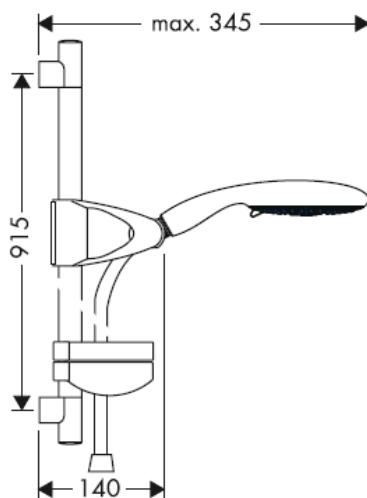


Die Brausestange 27788000 ist ausschließlich für den Export und somit in Deutschland nicht erhältlich!

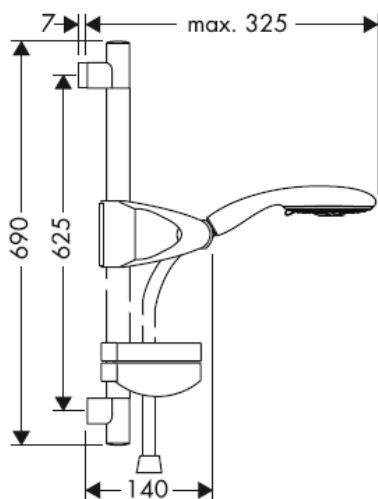
**Raindance E 100 Set 27881000**  
**Raindance Talis E Combi 27071000**



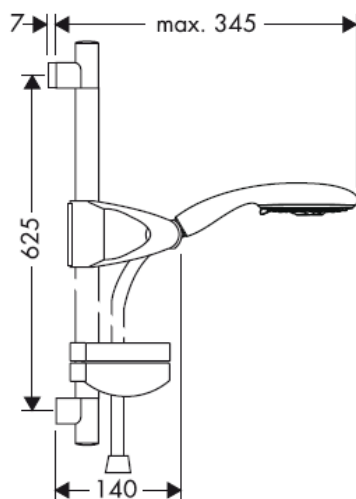
**Raindance E 120 Set 27885000**



**Raindance E 100 Set 27883000**



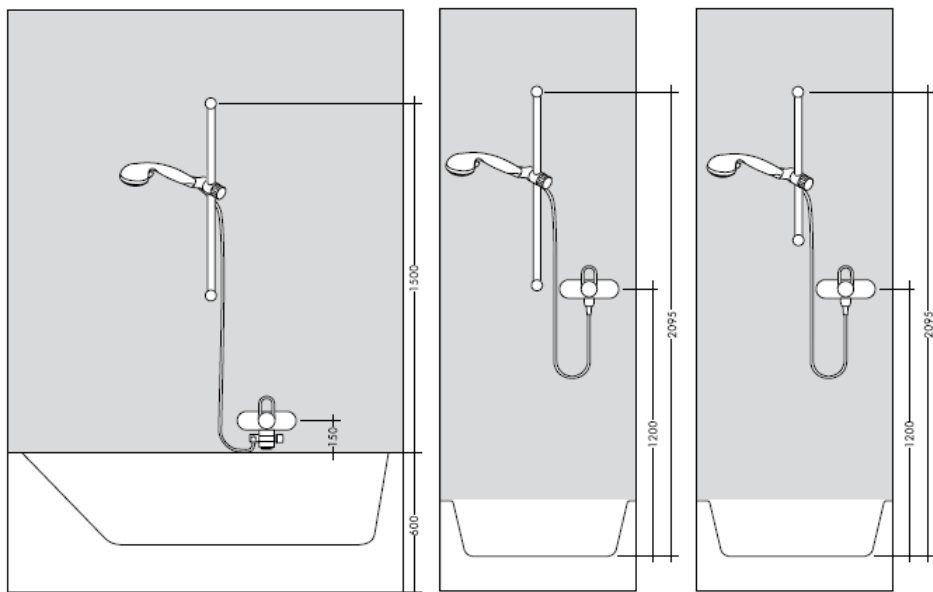
**Raindance E 120 Set 27887000**

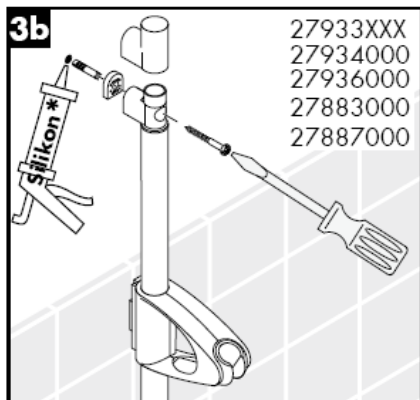
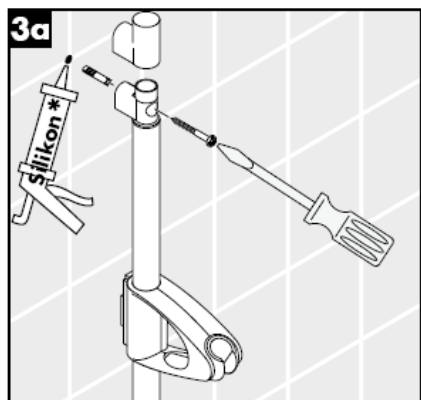
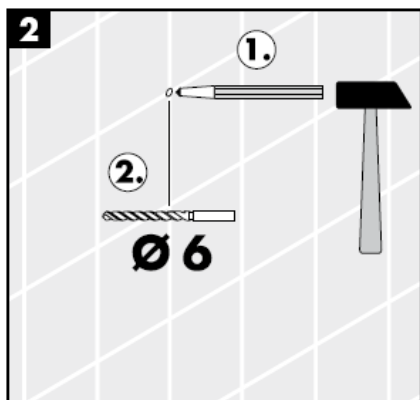
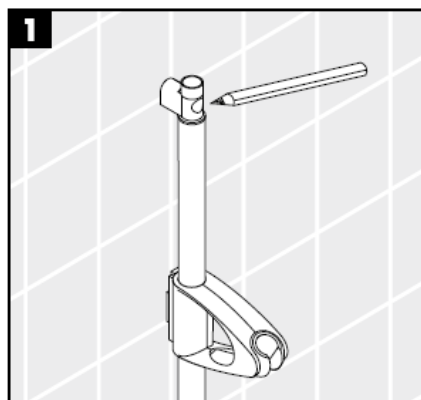


Die Brausestange 27881000/27883000 ist ausschließlich für den Export und somit in Deutschland nicht erhältlich!

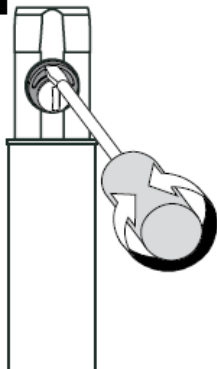
Bei der Montage des Produktes durch qualifiziertes Fachpersonal ist darauf zu achten, dass die Befestigungsfläche im gesamten Bereich der Befestigung plan ist (keine vorstehenden Fugen oder Fliesenversatz), der Wandaufbau für eine Montage des Produktes geeignet ist und keine Schwachstellen aufweist. Die beigelegten Schrauben und Dübel sind nur für Beton geeignet. Bei anderen Wandaufbauten sind die Herstellerangaben des Dübelherstellers zu beachten.

Maße möglichst dem Fliesenraster anpassen.

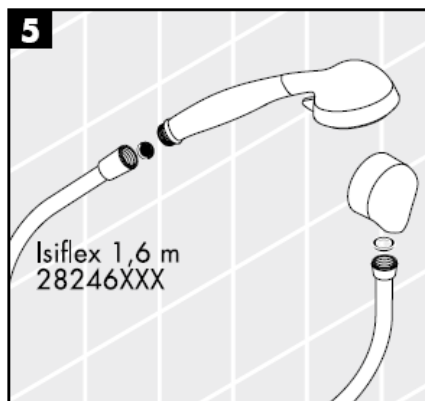
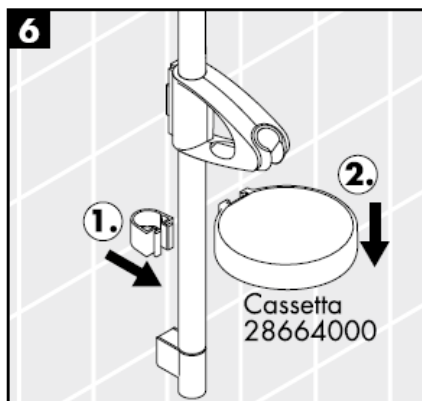




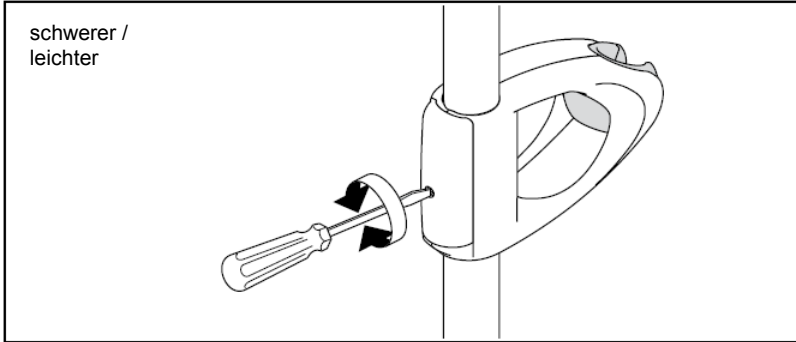


**4**

Durch die Exzenterbuchse können Bohrtoleranzen ausgeglichen werden.

**5****6**

\* Silikon (essigsäurefrei!)



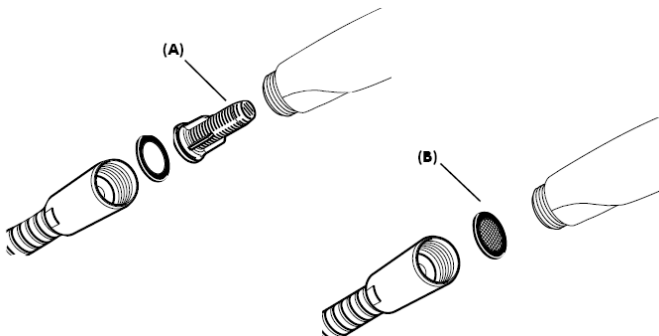
Hansgrohe Einhandmischer können in Verbindung mit hydraulisch und thermisch gesteuerten Durchlauferhitzern eingesetzt werden wenn der Fließdruck mindestens 0,15 MPa beträgt.

### Montage

---

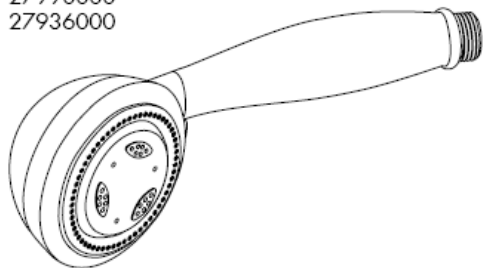
Der Handbrause beigepackte Sieb (A) muss eingebaut werden, um Schmutzeinspülungen aus dem Leitungsnetz zu vermeiden. Schmutzeinspülungen können die Funktion beeinträchtigen und/oder zu Beschädigungen an Funktionsteilen der Handbrause führen, für hieraus ergebende Schäden haftet Hansgrohe nicht.

Der beigepackte Filtereinsatz (A) muss eingebaut werden, um den Normdurchfluss der Handbrause zu gewährleisten und um Schmutzeinspülungen aus dem Leitungsnetz zu vermeiden. Wird ein größerer Wasserdurchfluss gewünscht, muss anstelle des Filtereinsatzes (A) die Siebdiichtung (B) eingesetzt werden. Schmutzeinspülungen können die Funktion beeinträchtigen und/oder zu Beschädigungen an Funktionsteilen der Handbrause führen, für hieraus ergebende Schäden haftet Hansgrohe nicht.



**Mistral /Unica'D /Talis S Combi**  
27067000

**Mistral/Unica'D**  
27990000  
27936000



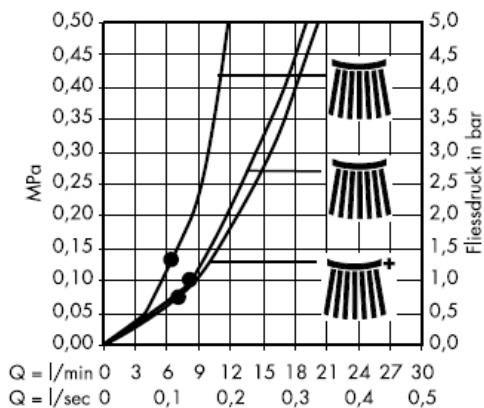
Normalstrahl



Massagestrahl



Softstrahl



Ab • ist die Funktion gewährleistet.

### Mistral 3/Unica'D

27788000

27789000



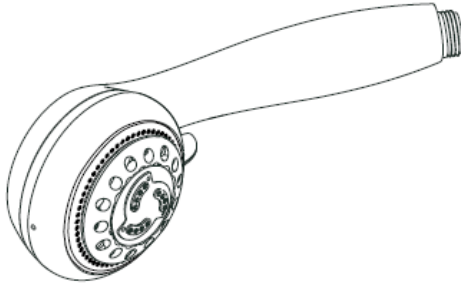
Normalstrahl



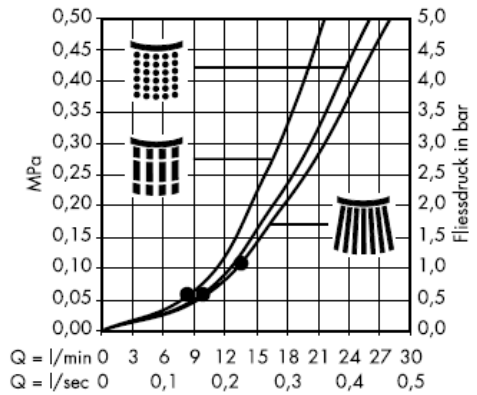
Massagestrahl



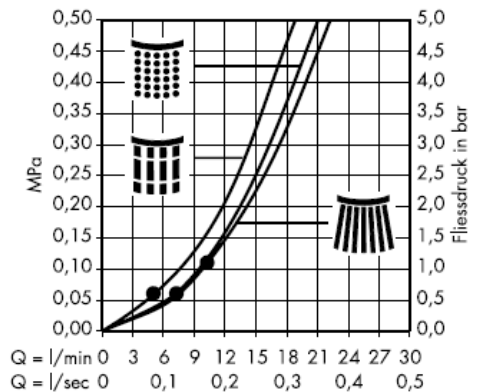
Softstrahl



Mit Filtereinsatz (A)



Mit Siebdichtung (B)



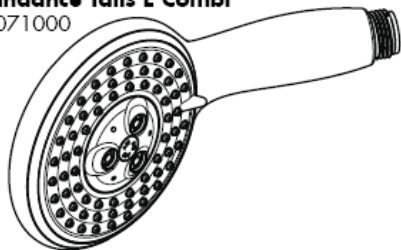
### Raindance E 100 Set

27881000

27883000

### Raindance Talis E Combi

27071000



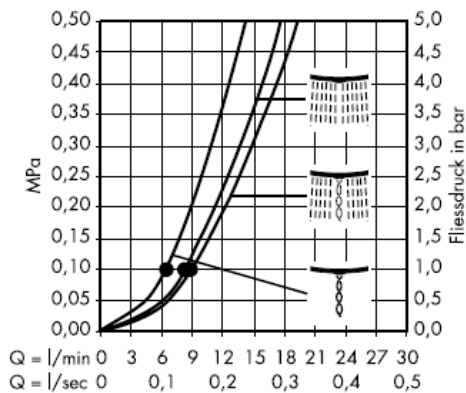
Mit Filtereinsatz(A)



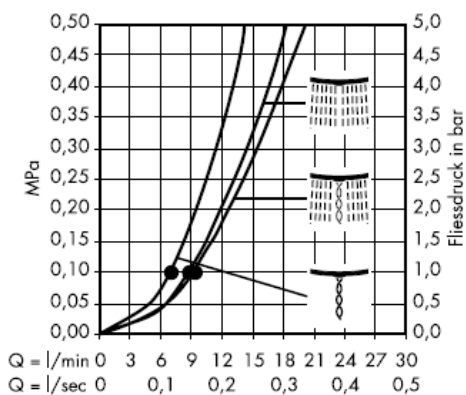
Rain AIR

Balance AIR

Whirl AIR



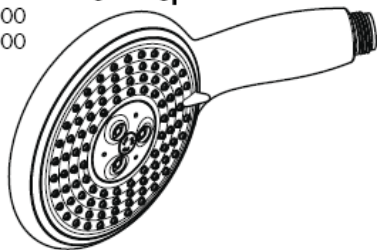
Mit Siebdichtung (B)



### Raindance E 120 AIR 3jet

27885000

27887000



Mit Filtereinsatz(A)



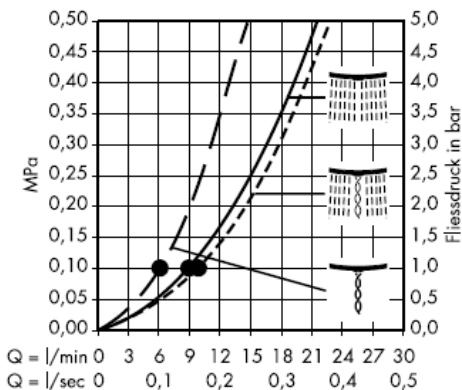
Rain AIR



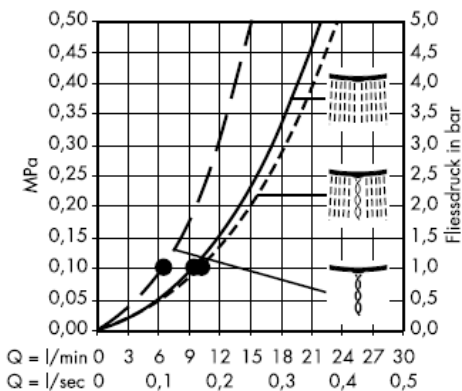
Balance AIR



Whirl AIR



Mit Siebdichtung (B)



Ab • ist die Funktion gewährleistet.

---

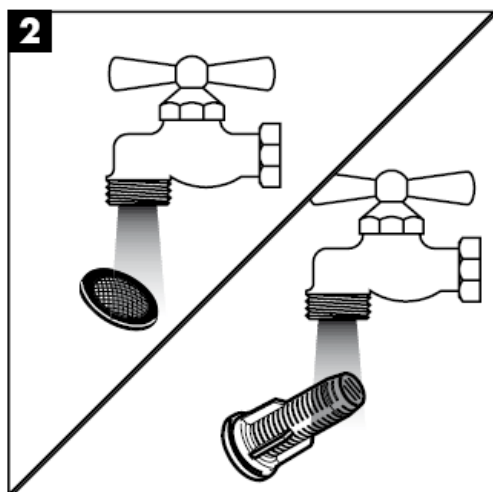
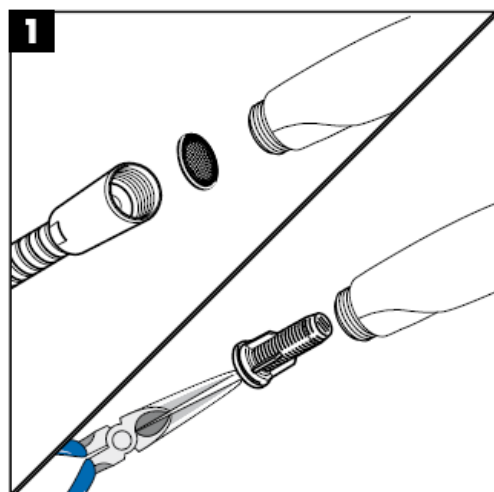
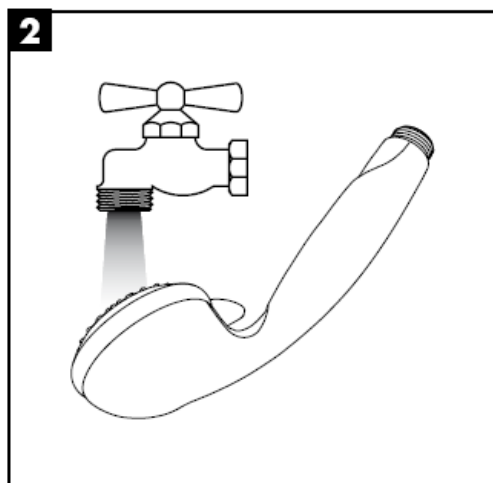
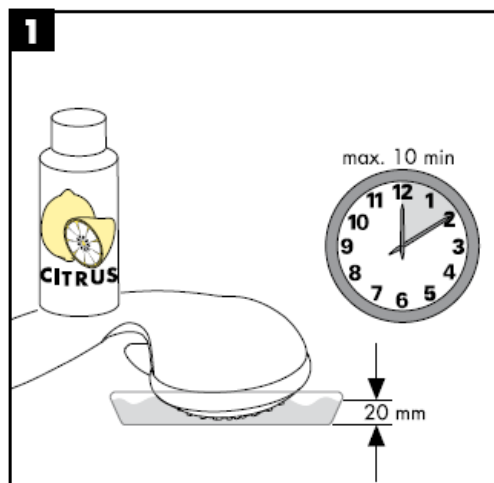
## Technische Daten

Betriebsdruck: max. 0,6 MPa  
Empfohlener Betriebsdruck: 0,1 – 0,4 MPa  
(1 MPa = 10 bar = 147 PSI)  
Heißwassertemperatur: max. 60° C

## Prüfzeichen

	DVGW	P-IX	SVGW	ACS	NF	WRAS	KIWA
27067000							
27071000							
27788000				X			
27789000							
27881000							
27883000				X			
27885000							
27887000				X			
27930XXX				X			
27933XXX				X			
27934000							
27936000				X			
27938000							
27990000							

## Pflegeanleitung





## Reinigung

---

Einfach sauber: Kalk lässt sich von den Noppen ganz leicht abrubbeln.



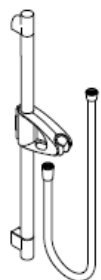
**hansgrohe**

Hansgrohe · Postfach 1145 · D-77761 Schiltach · Telefon +49 (0) 78 36/51-1282 · Telefax +49 (0) 7836/511440  
E-Mail: [info@hansgrohe.com](mailto:info@hansgrohe.com) · Internet: [www.hansgrohe.com](http://www.hansgrohe.com)

02/2009  
9.05719.01  
Deutsch



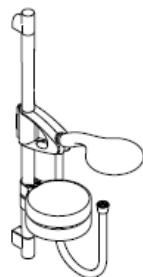
# Instructions de montage



**Unica'D**  
27930XXX  
27933XXX



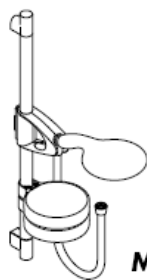
**Unica'D**  
27938000  
27934000



**Raindance  
E 100 Set**  
27881000  
27883000



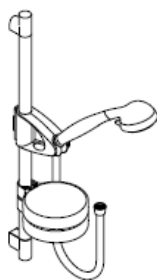
**Raindance  
Talis E Combi**  
27071000



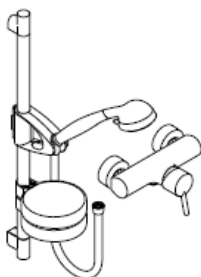
**Raindance  
E 120 Set**  
27885000  
27887000



**Mistral 3/Unica'D**  
27788000  
27789000



**Mistral/Unica'D**  
27990000  
27936000



**Mistral /Unica'D  
/Talis S Combi**  
27067000

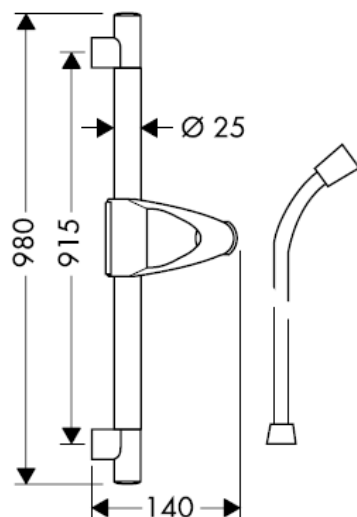
**hangrohe**



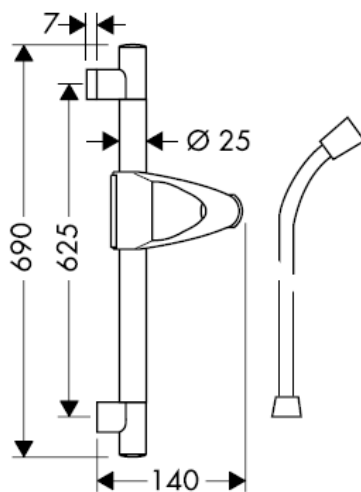
Un fonctionnement optimal est seulement garanti en combinaison avec des douches à main et des flexibles Hansgrohe.

Les flexibles de douche ne doivent être utilisés que pour le raccordement d'une douche à main à un robinet. Le montage d'un système d'arrêt après le flexible, en direction du courant d'eau est strictement interdit.

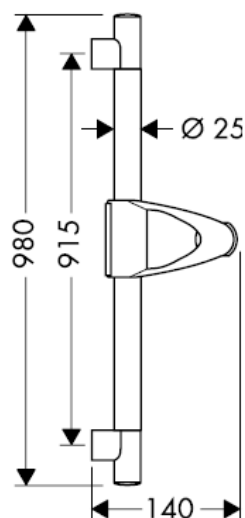
**Unica'D 27930XXX**



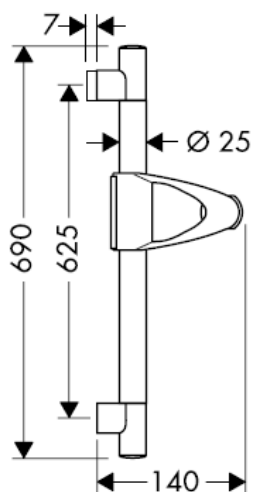
**Unica'D 27933XXX**



**Unica'D 27938000**

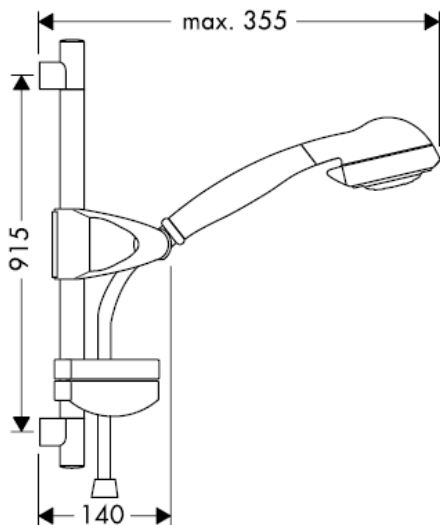


**Unica'D 27934000**

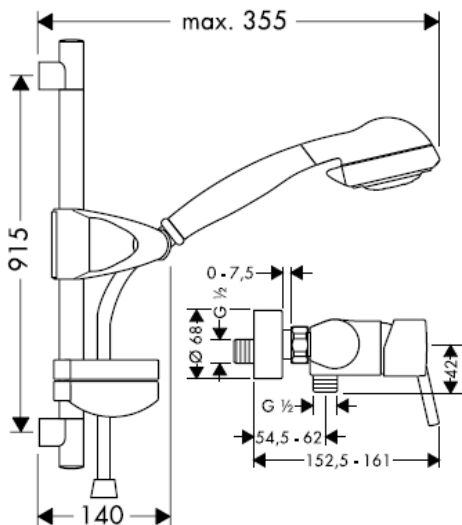


La barre de douche 27933XXX/27938000/27934000 étant exclusivement destinée à l'export, elle n'est pas livrée en Allemagne !

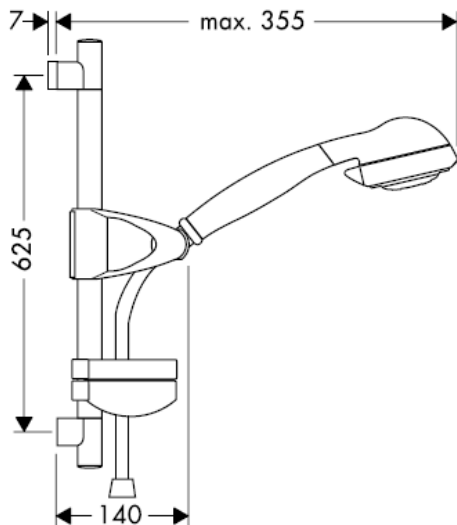
**Mistral/Unica'D 27990000**



**Mistral /Unica'D /Talis S Combi 27067000**

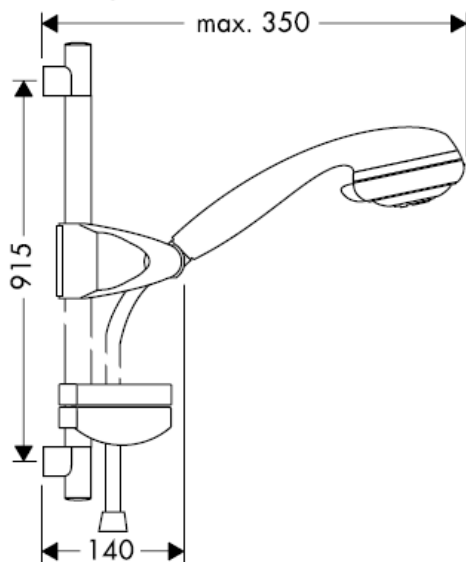


**Mistral/Unica'D 27936000**

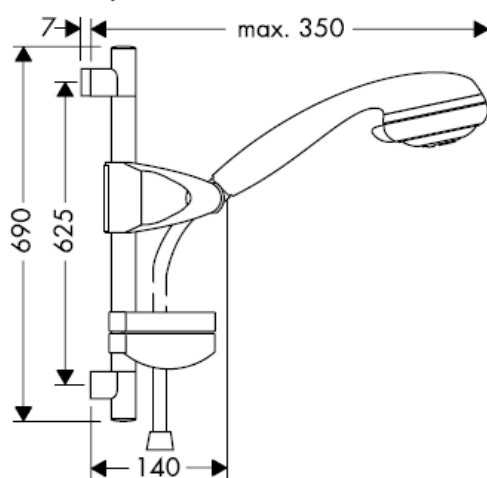


La barre de douche 27936000 étant exclusivement destinée à l'export, elle n'est pas livrée en Allemagne !

**Mistral 3/Unica'D 27789000**

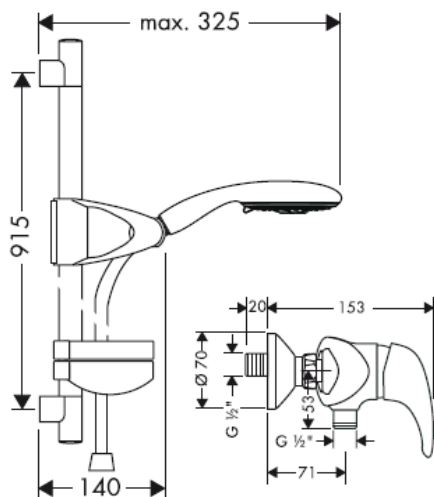


**Mistral 3/Unica'D 27788000**

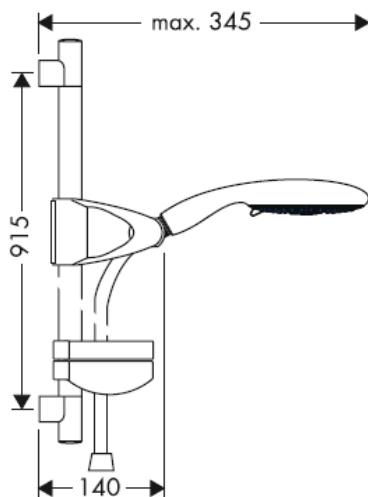


La barre de douche 27788000 étant exclusivement destinée à l'export, elle n'est pas livrée en Allemagne !

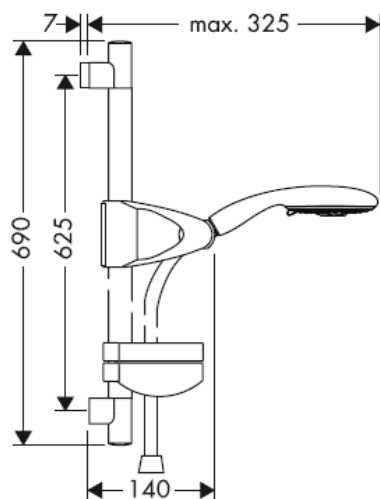
**Raindance E 100 Set 27881000**  
**Raindance Talis E Combi 27071000**



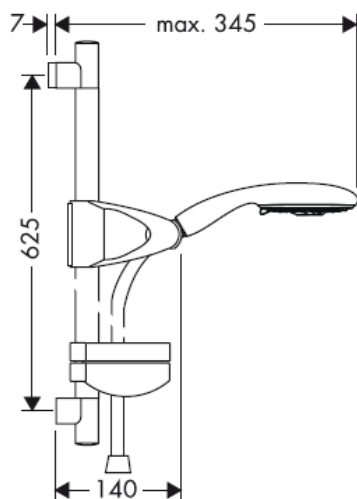
**Raindance E 120 Set 27885000**



**Raindance E 100 Set 27883000**



**Raindance E 120 Set 27887000**

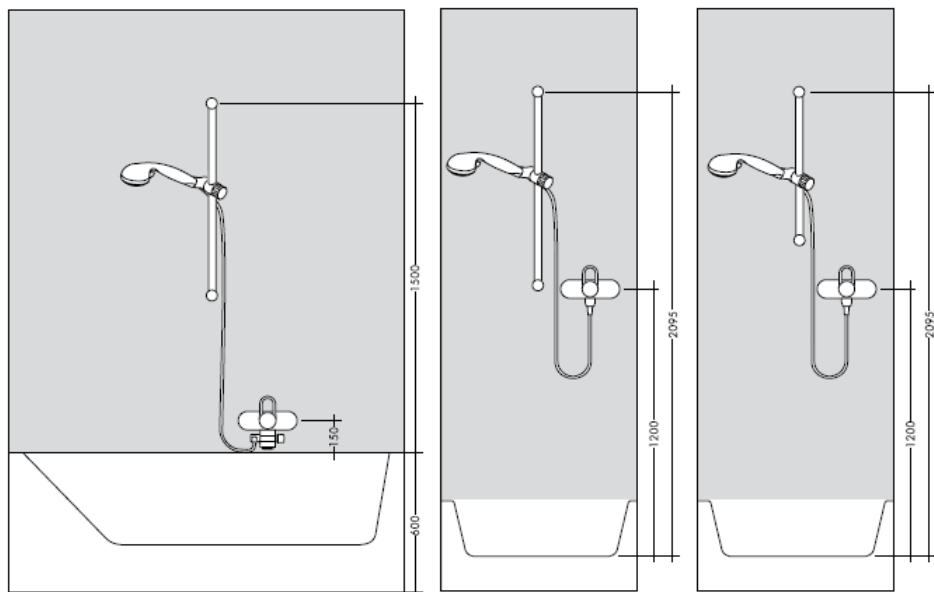


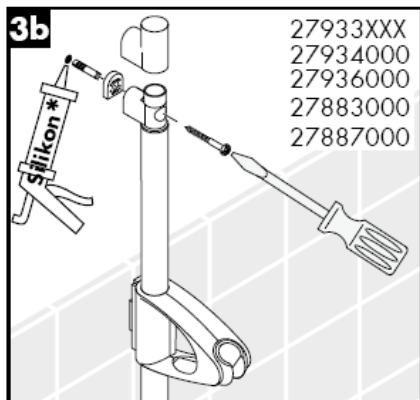
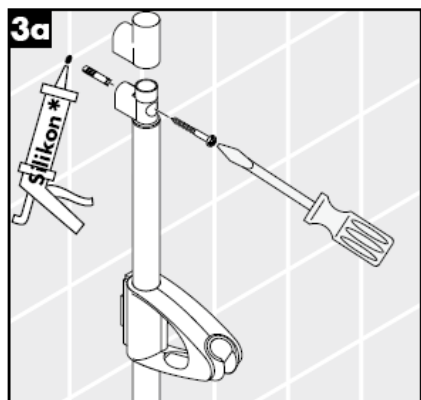
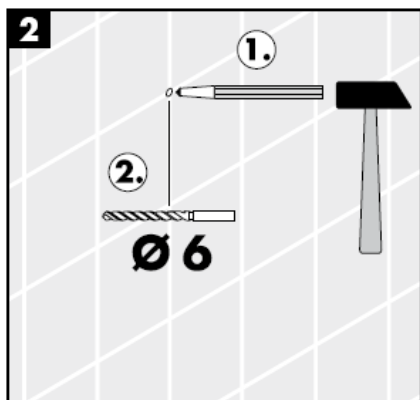
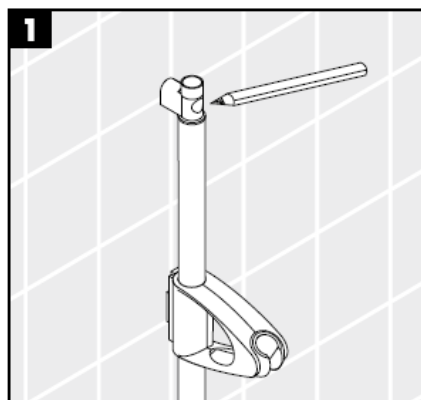
La barre de douche 27881000/27883000 étant exclusivement destinée à l'export, elle n'est pas livrée en Allemagne !

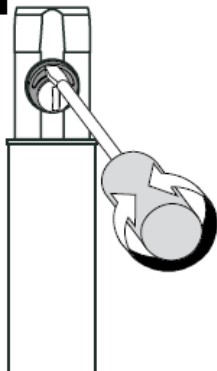


Lors du montage du produit par un ouvrier qualifié, il faut faire attention à ce que la surface de fixation soit plane sur toute son étendue (aucun dépassement de joint ni de carrelage), que la construction de la paroi soit adaptée à l'installation du produit et surtout ne présente aucun point faible. Les vis et les chevilles fournies sont uniquement appropriées au béton. Pour les autres constructions, il faudra tenir compte des préconisations du fabricant de cheville.

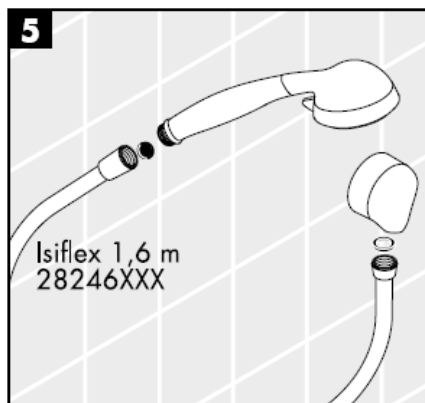
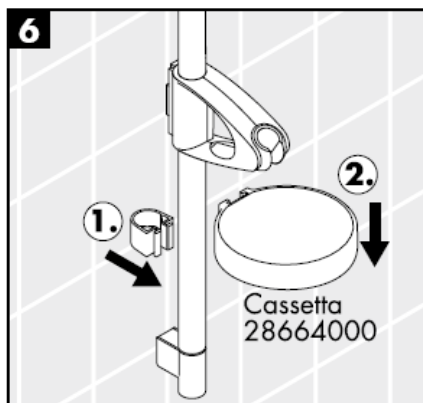
Adapter si possible, les mesures à la dimension des carreaux.



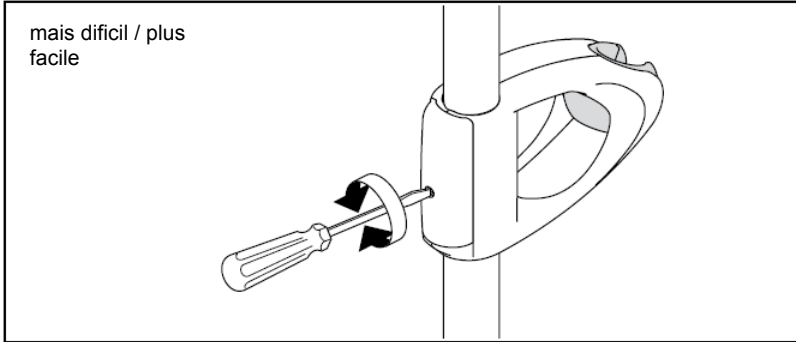


**4**

Grâce à l'axe excentrique de réglage on peut rattraper la tolérance de perçage.

**5****6**

\* Silicone (sans acide acétique!)



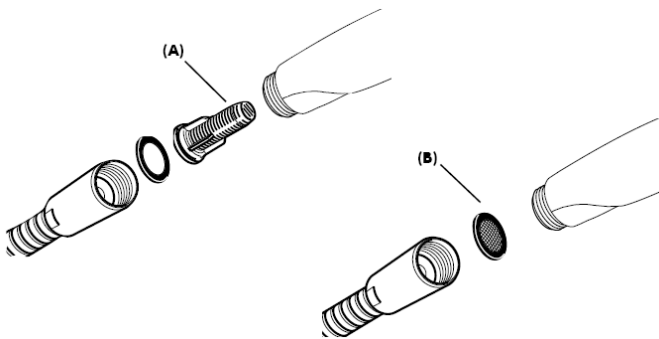
Les mitigeurs monocommandes Hansgrohe fonctionnent également en association à des chauffe-eau à commande hydraulique ou thermique à condition que la pression soit au minimum de 0,15 MPa.

### Montage

Le filtre (A) fourni avec la douchette à main doit être installé afin de retenir des impuretés du système de conduites. Ceux-ci pourraient influencer le fonctionnement de ce produit et même endommager des pièces mobiles. Des réclamations à la suite de l'usage de la douchette sans joint-tamis de Hansgrohe ne peuvent pas faire partie de notre garantie.

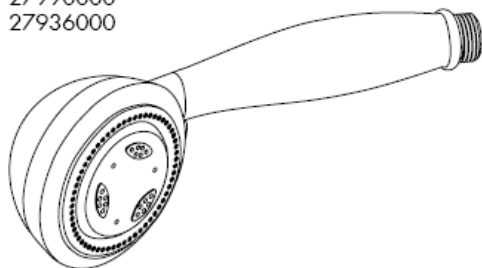
L'élément-filtre (A), pièce jointe, doit être installé pour garantir le débit normalisé et pour éviter l'infiltration d'impuretés venant du réseau. Si l'on désire un débit plus important, il faut remplacer l'élément-filtre (A) par le joint-filtre (B).

L'infiltration d'impuretés peut réduire ou détériorer le fonctionnement de la douchette, Hansgrohe ne se porte pas garant pour les dommages en résultant.



**Mistral /Unica'D /Talis S Combi**  
27067000

**Mistral/Unica'D**  
27990000  
27936000



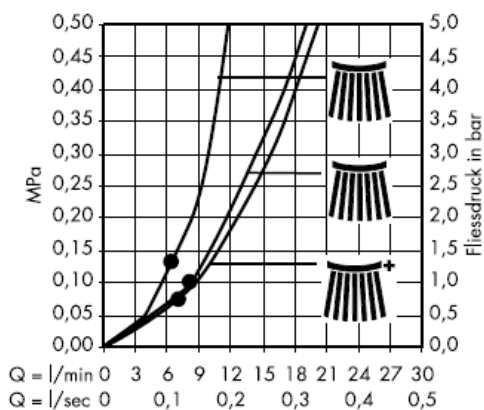
Jet de pluie



Jet de massage



Jet doux aéré



A partir de • le fonctionnement est garanti.

### Mistral 3/Unica'D

27788000

27789000



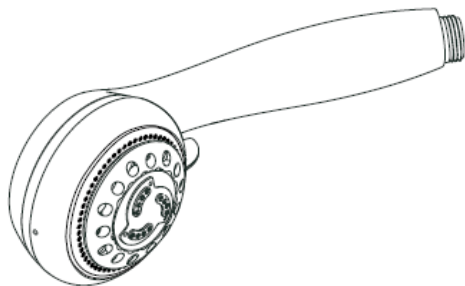
Jet de pluie



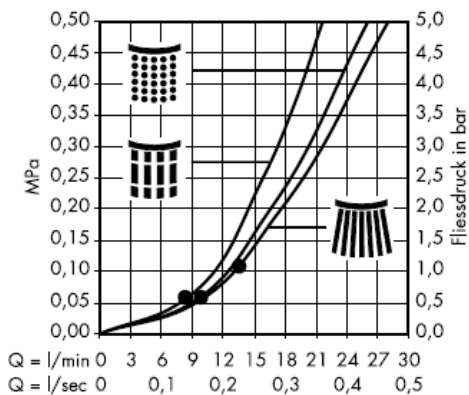
Jet de massage



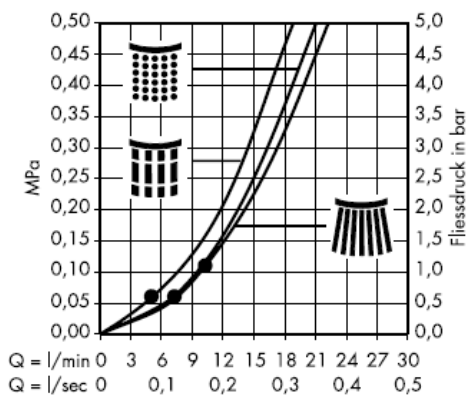
Jet doux aéré



Avec élément-filtre (A)



Avec joint- filtre (B)



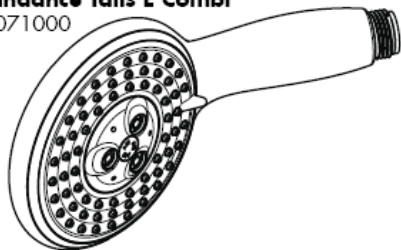
### Raindance E 100 Set

27881000

27883000

### Raindance Talis E Combi

27071000



Avec élément-filtre(A)



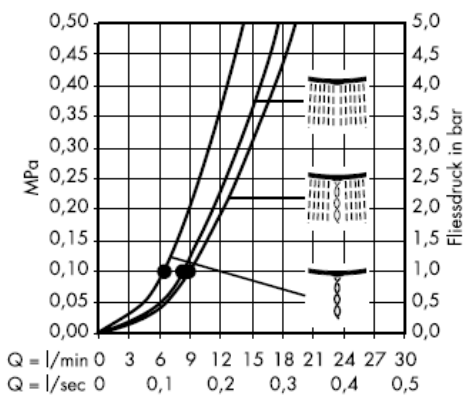
Rain AIR



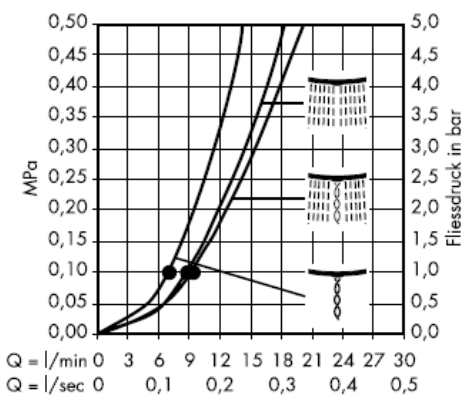
Balance AIR



Whirl AIR



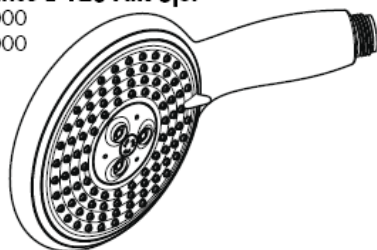
Avec joint- filtre (B)



## Raindance E 120 AIR 3jet

27885000

27887000



Avec élément-filtre(A)



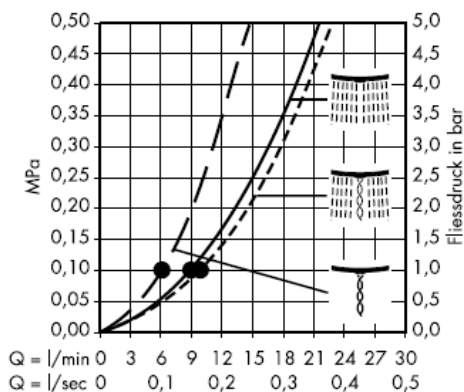
Rain AIR



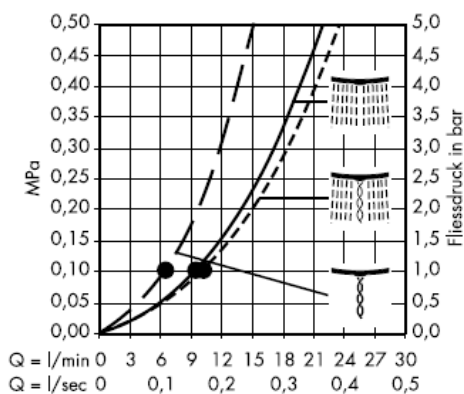
Balance AIR



Whirl AIR



Avec joint- filtre (B)



From • the function is guaranteed.



---

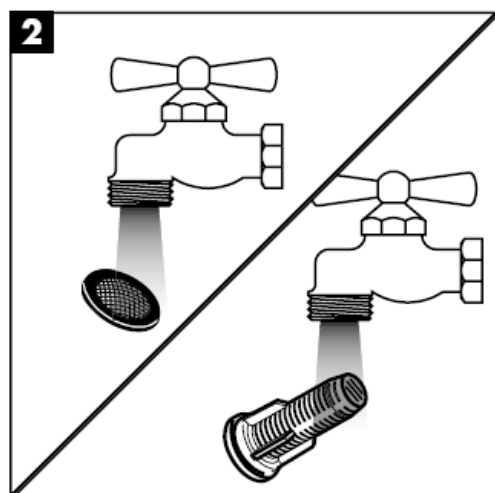
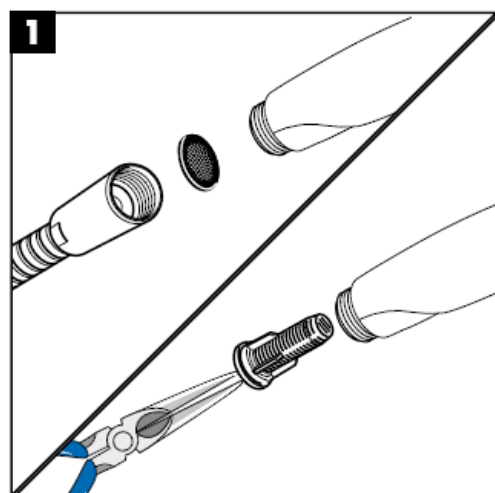
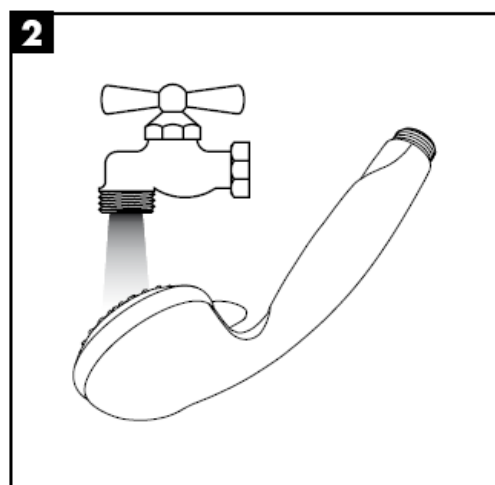
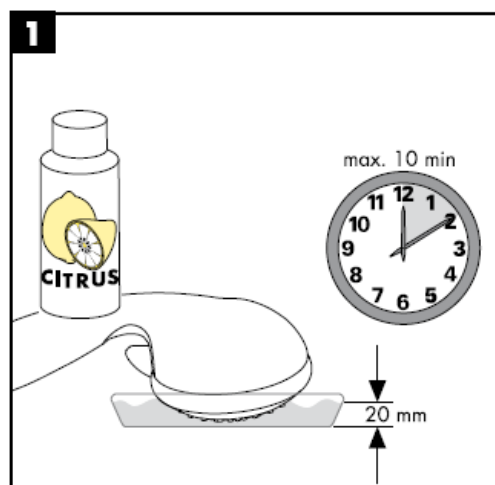
## Informations techniques

Pression de service autorisée: max. 0,6 MPa  
Pression de service conseillée: 0,1 – 0,4 MPa  
(1 MPa = 10 bar = 147 PSI)  
Température max. d'eau chaude: max. 60° C

## Classification acoustique et débit

	DVGW	P-IX	SVGW	ACS	NF	WRAS	KIWA
27067000							
27071000							
27788000				X			
27789000							
27881000							
27883000				X			
27885000							
27887000				X			
27930XXX				X			
27933XXX				X			
27934000							
27936000				X			
27938000							
27990000							

## Conseils d'entretien



## Nettoyage

---

La propreté en toute simplicité: les dépôts formés sur les buses élastiques en silicone s'éliminent par un simple passage de la main.



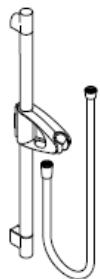
**hansgrohe**

Hansgrohe · Postfach 1145 · D-77761 Schiltach · Telefon +49 (0) 78 36/51-1282 · Telefax +49 (0) 7836/511440  
E-Mail: [info@hansgrohe.com](mailto:info@hansgrohe.com) · Internet: [www.hansgrohe.com](http://www.hansgrohe.com)

02/2009  
9.05719.01  
Français



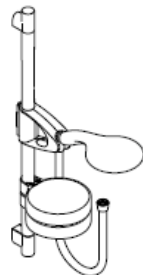
# assembly instructions



**Unica'D**  
27930XXX  
27933XXX



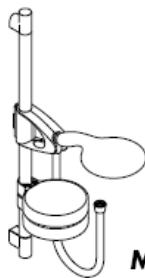
**Unica'D**  
27938000  
27934000



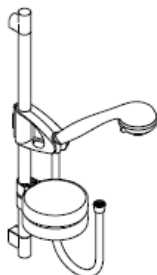
**Raindance  
E 100 Set**  
27881000  
27883000



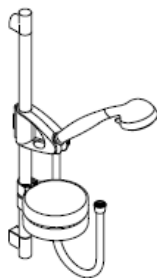
**Raindance  
Talis E Combi**  
27071000



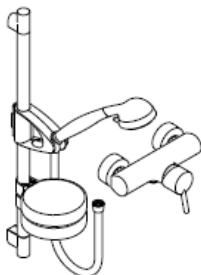
**Raindance  
E 120 Set**  
27885000  
27887000



**Mistral 3/Unica'D**  
27788000  
27789000



**Mistral/Unica'D**  
27990000  
27936000



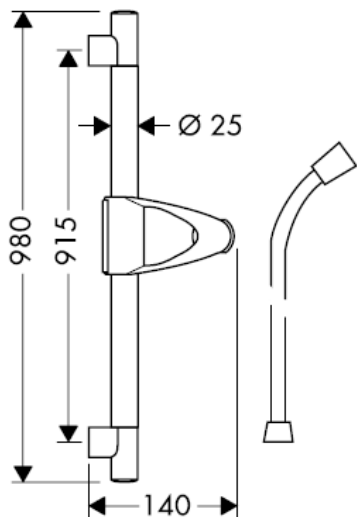
**Mistral /Unica'D  
/Talis S Combi**  
27067000

**hangrohe**

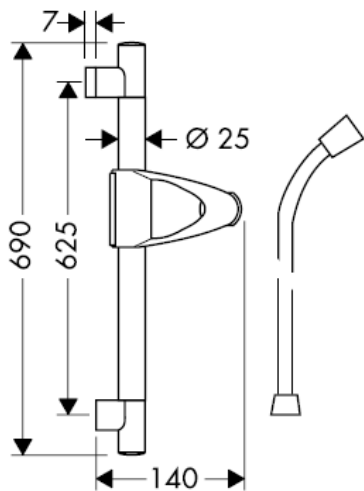


Optimal functioning is only guaranteed with the combination of Hansgrohe hand showers and Hansgrohe shower hoses. Shower hoses are only suitable for a connection from the shower to the fitting. Never fit a shut-off device between the fitting and the hose.

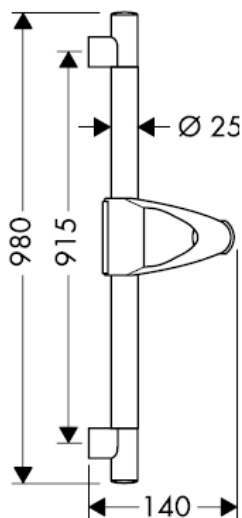
**Unica'D 27930XXX**



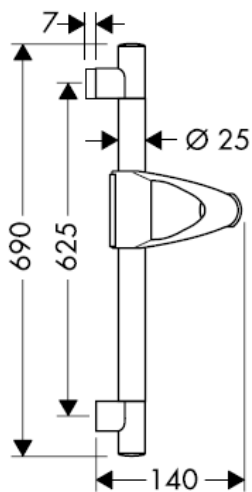
**Unica'D 27933XXX**



**Unica'D 27938000**

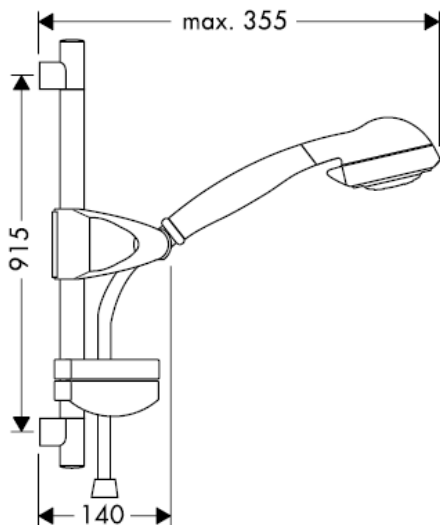


**Unica'D 27934000**

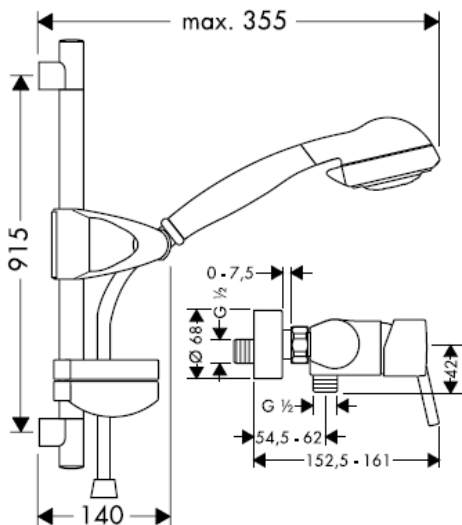


The shower bar 27933XXX/27938000/27934000 is for export only. It is thus not available in Germany!

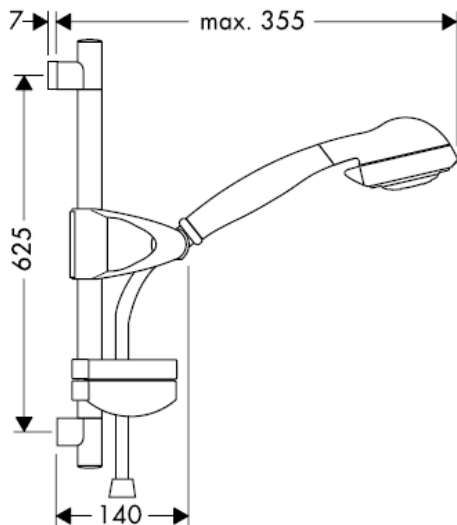
**Mistral/Unica'D 27990000**



**Mistral /Unica'D /Talis S Combi 27067000**



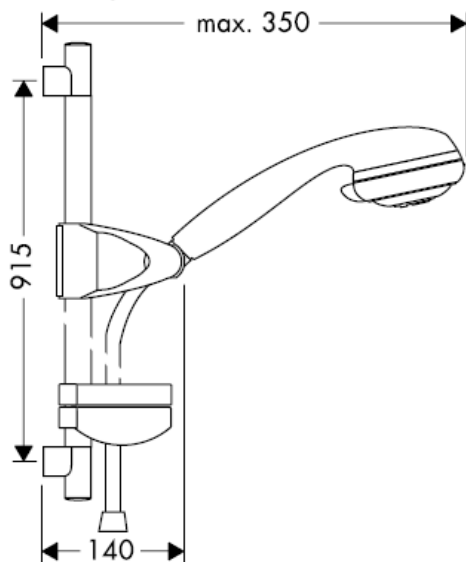
**Mistral/Unica'D 27936000**



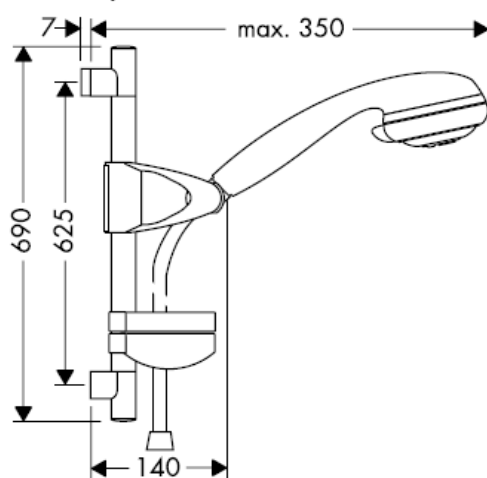
The shower bar 27936000 is for export only. It is thus not available in Germany!



**Mistral 3/Unica'D 27789000**

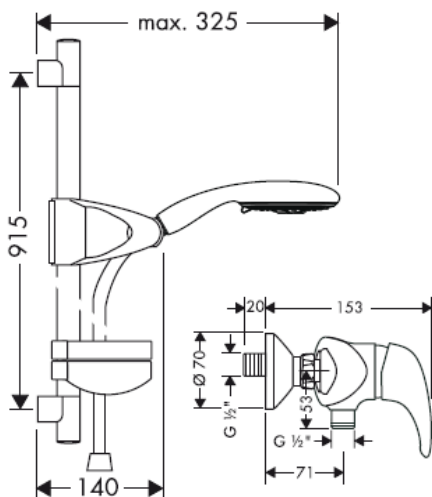


**Mistral 3/Unica'D 27788000**

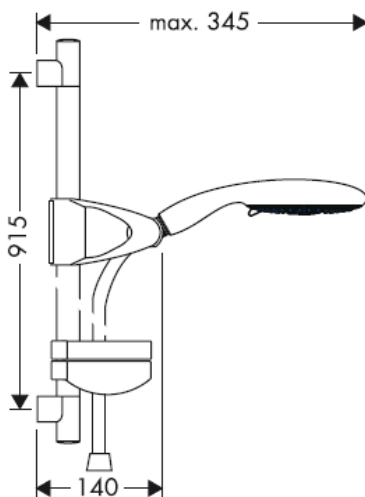


The shower bar 27788000 is for export only. It is thus not available in Germany!

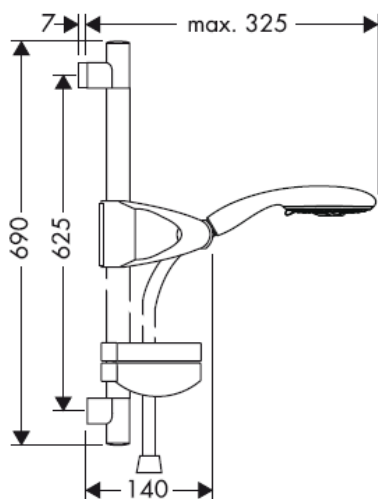
**Raindance E 100 Set 27881000**  
**Raindance Talis E Combi 27071000**



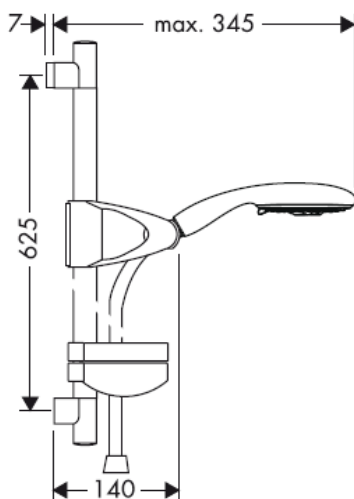
**Raindance E 120 Set 27885000**



**Raindance E 100 Set 27883000**



**Raindance E 120 Set 27887000**

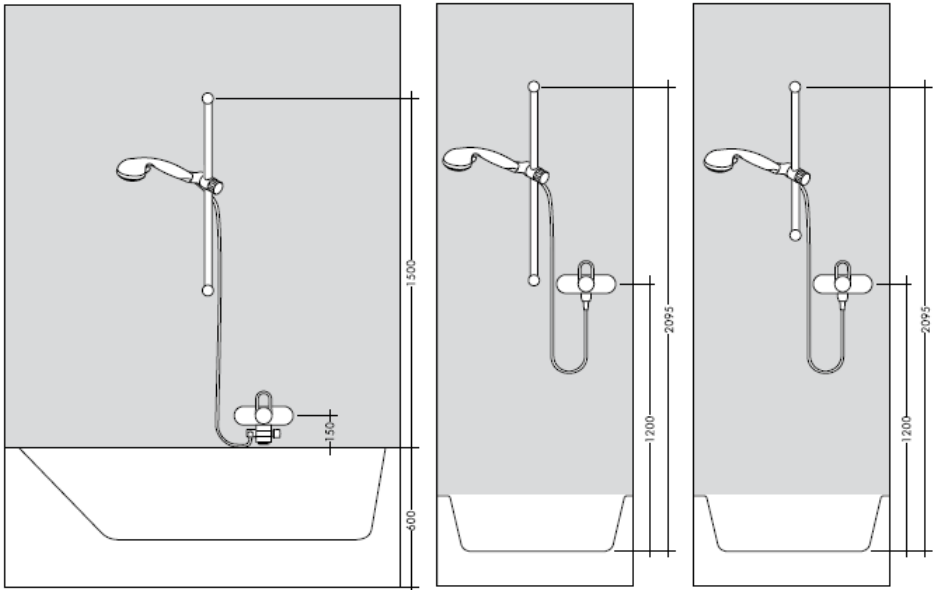


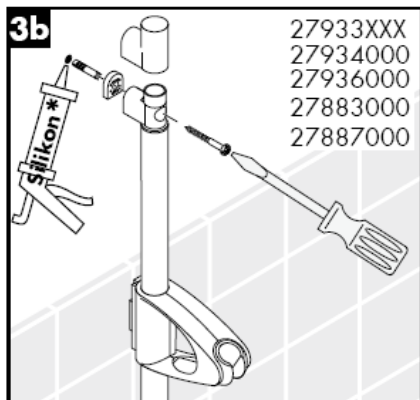
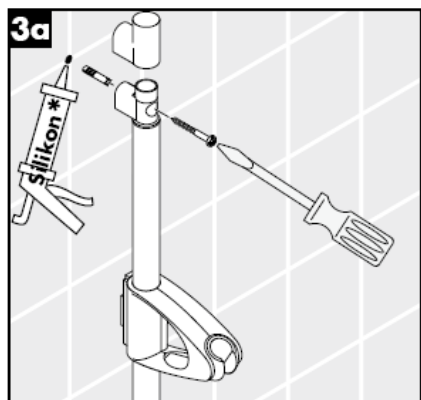
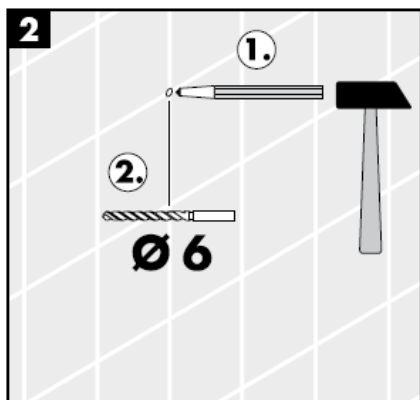
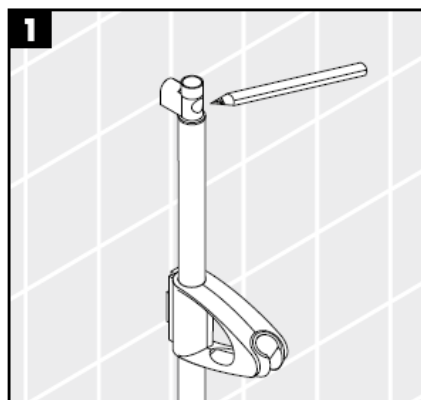

The shower bar 27881000/27883000 is for export only. It is thus not available in Germany!

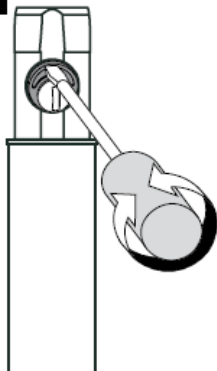
Where the contractor mounts the product, he should ensure that the entire area of the wall to which the mounting plate is to be fitted, is flat (no projecting joints or tiles sticking out), that the structure of the wall is suitable for the installation of the product and has no weak points.

The enclosed screws and dowels are only suitable for concrete. For another wall constructions the manufacturer's indications of the dowel manufacturer have to be taken into account.

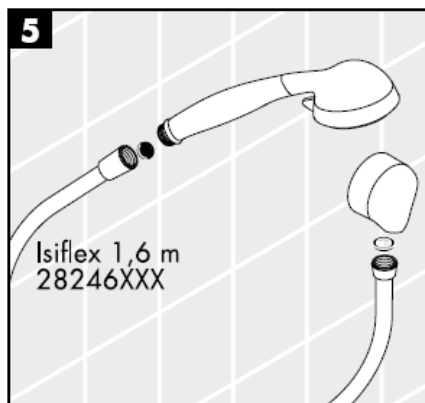
Adjust the dimensions to the tile pattern if required.



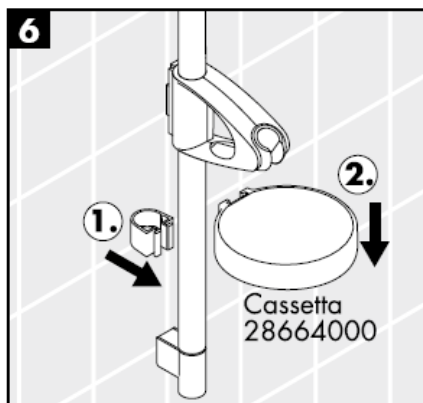


**4**

With the excentric washer it is possible to equalize tolerance of the drilling.

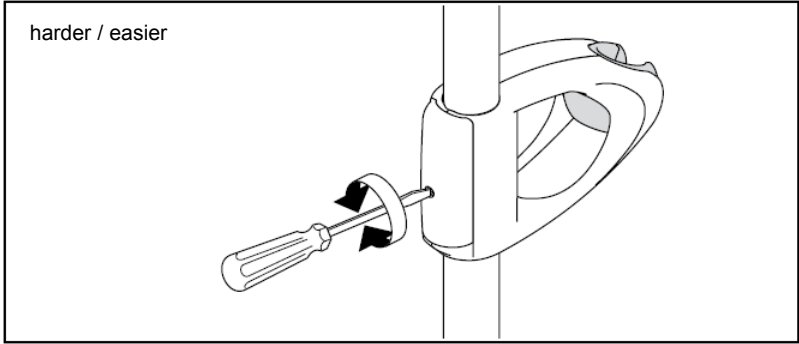
**5**

Isiflex 1,6 m  
28246XXX

**6**

1. 2.  
Cassetta  
28664000

\* Silicone (free from acetic acid!)



Hansgrohe single lever mixers can be used together with hydraulically and thermally controlled continuous flow heaters if the flow pressure is at least 0,15 MPa.

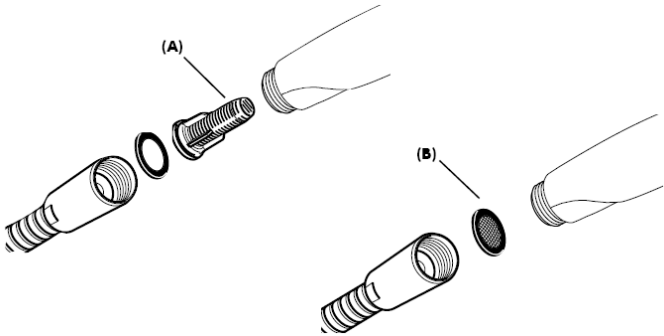
### Assembly

---

The filter (A) must be insert to protect the hand shower against incoming dirt by pipework. Incoming dirt leads to defects or/and can damage parts of the hand shower; such caused faults voids all liability and guarantee claims.

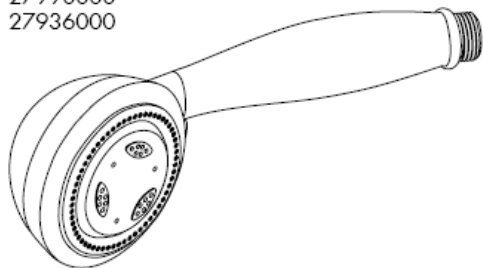
The filter insert (A) must be used to ensure the standard flow rate and to protect the hand shower against incoming dirt by pipework. Do you want a larger water flow rate, then you must use the filter packing (B) instead of the filter insert (A).

Incoming dirt leads to defects or/and can damage parts of the hand shower; such caused faults voids all liability and guarantee claims.



**Mistral /Unica'D /Talis S Combi**  
27067000

**Mistral/Unica'D**  
27990000  
27936000



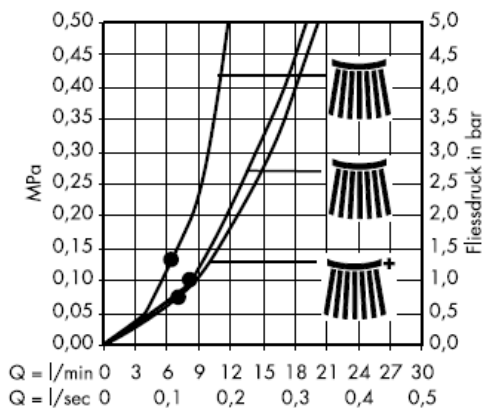
Normal spray



Massage jet



Soft spray



From • the function is guaranteed.

### Mistral 3/Unica'D

27788000

27789000



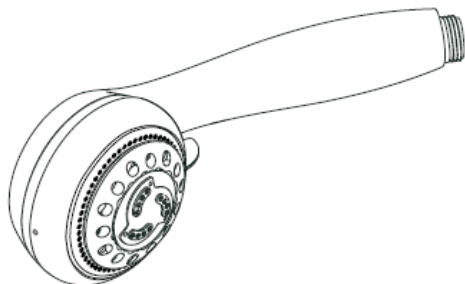
Normal spray



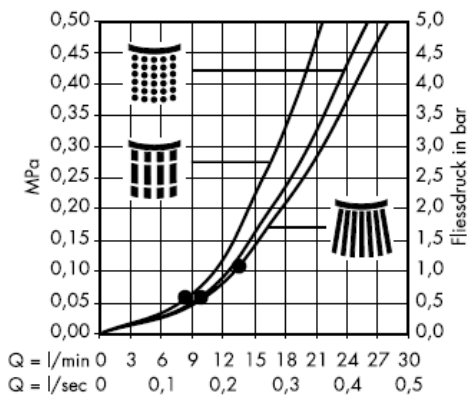
Massage jet



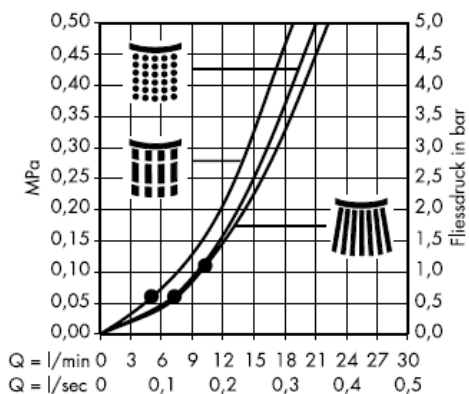
Soft spray



With filter insert (A)



With filter packing (B)





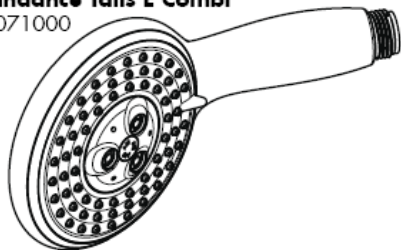
### Raindance E 100 Set

27881000

27883000

### Raindance Talis E Combi

27071000



With filter insert(A)



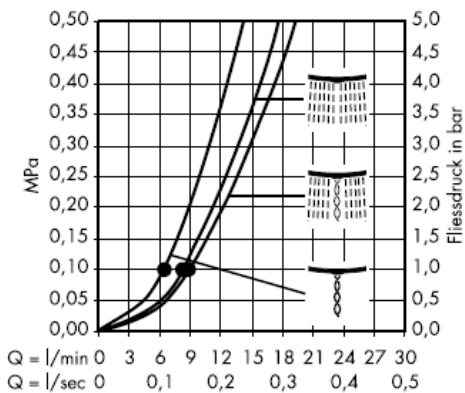
Rain AIR



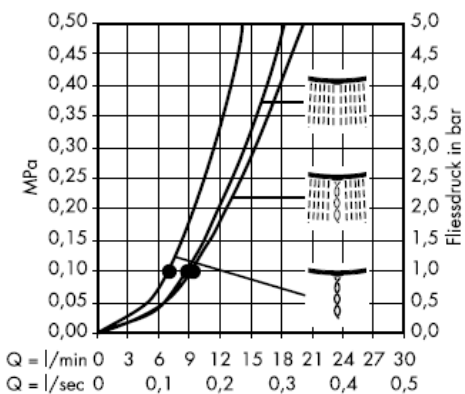
Balance AIR



Whirl AIR



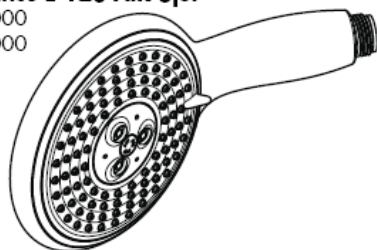
With filter packing (B)



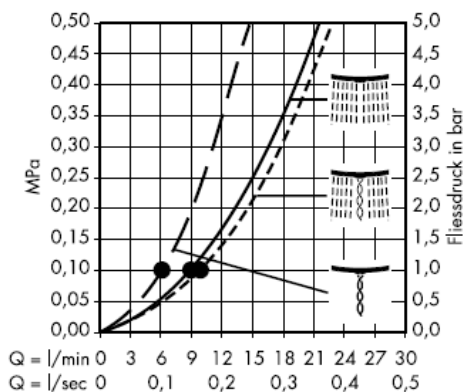
### Raindance E 120 AIR 3jet

27885000

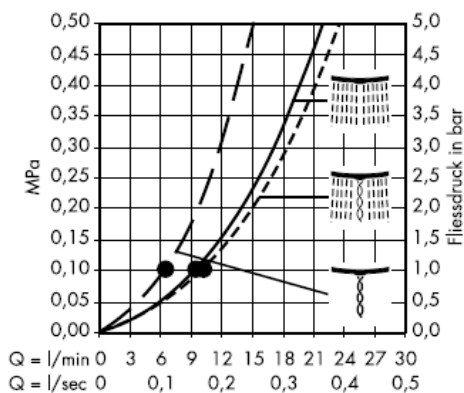
27887000



With filter insert(A)



With filter packing (B)



From • the function is guaranteed.

---

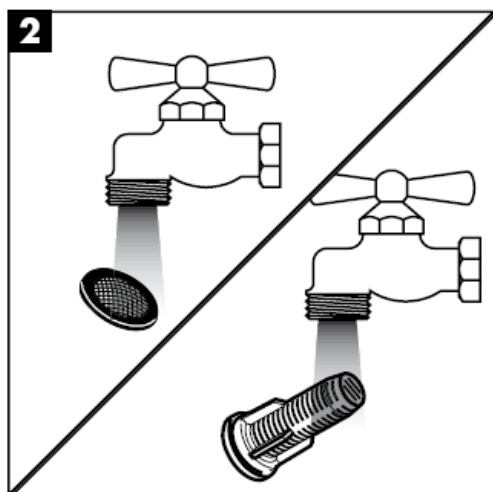
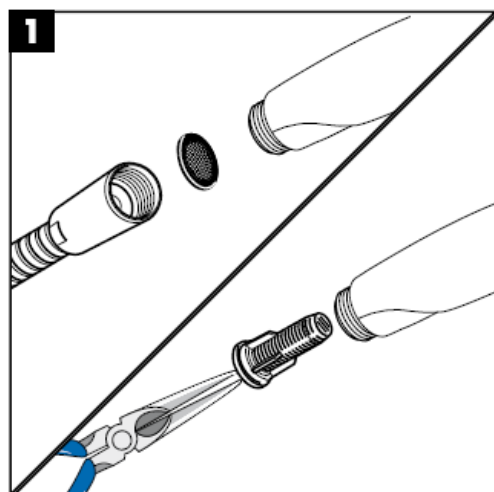
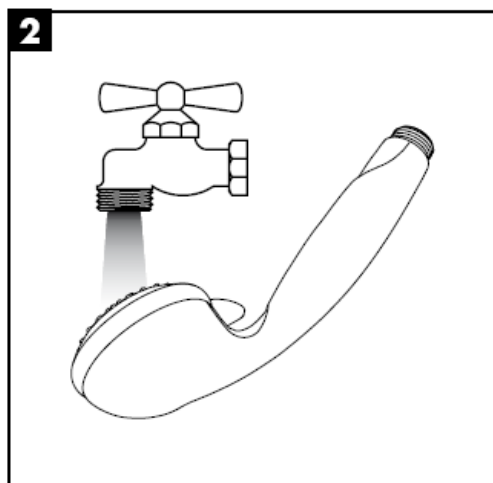
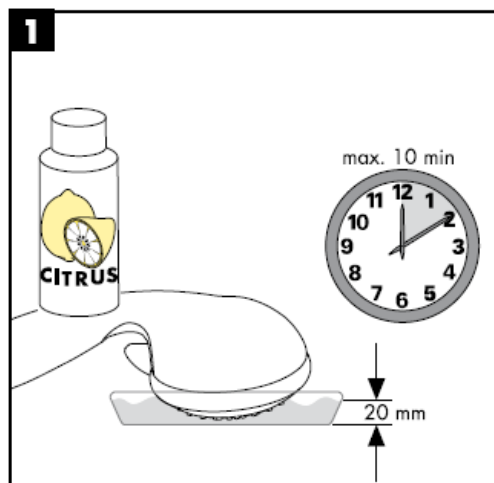
## Technical Data

Operating pressure: max. 0,6 MPa  
Recommended operating pressure: 0,1 – 0,4 MPa  
(1 MPa = 10 bar = 147 PSI)  
Hot water temperature: max. 60° C

## Test certificate

	DVGW	P-IX	SVGW	ACS	NF	WRAS	KIWA
27067000							
27071000							
27788000				X			
27789000							
27881000							
27883000				X			
27885000							
27887000				X			
27930XXX				X			
27933XXX				X			
27934000							
27936000				X			
27938000							
27990000							

## Cleaning instructions



## Cleaning

---

Just clean: simply rub over the spray nozzles to remove lime scale.



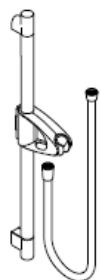
**hansgrohe**

Hansgrohe · Postfach 1145 · D-77761 Schiltach · Telefon +49 (0) 78 36/51-1282 · Telefax +49 (0) 7836/511440  
E-Mail: [info@hansgrohe.com](mailto:info@hansgrohe.com) · Internet: [www.hansgrohe.com](http://www.hansgrohe.com)

02/2009  
9.05719.01  
English



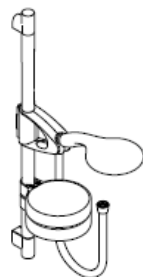
# Istruzioni per Installazione



**Unica'D**  
27930XXX  
27933XXX



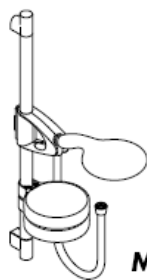
**Unica'D**  
27938000  
27934000



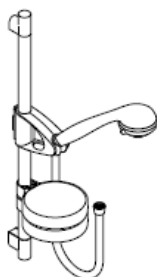
**Raindance  
E 100 Set**  
27881000  
27883000



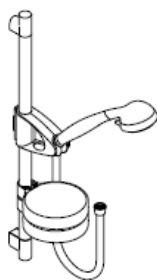
**Raindance  
Talis E Combi**  
27071000



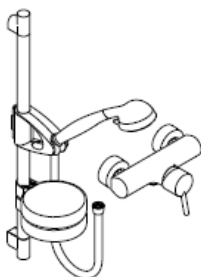
**Raindance  
E 120 Set**  
27885000  
27887000



**Mistral 3/Unica'D**  
27788000  
27789000



**Mistral/Unica'D**  
27990000  
27936000



**Mistral /Unica'D  
/Talis S Combi**  
27067000

**hangrohe**

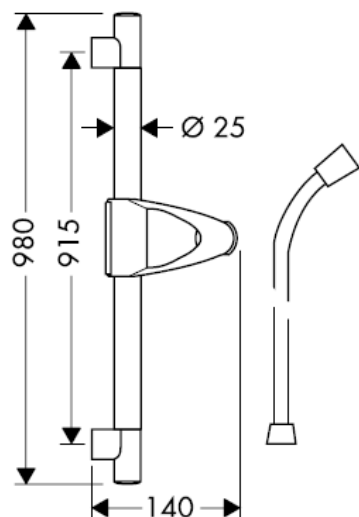


Funzionalità ottimale solamente in  
combinazione con doccette e flessibili  
Hansgrohe.

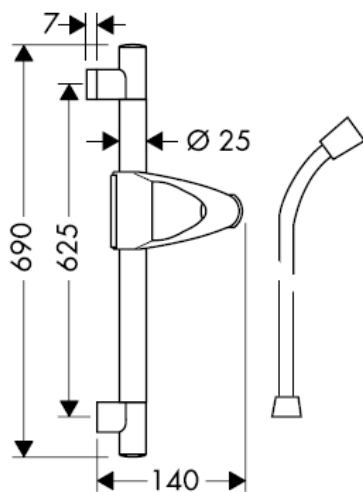
I flessibili devono essere inseriti solo tra l'uscita  
dell'acqua e la doccetta. Non deve essere  
introdotta alcuna prolunga tra il flessibile e l'  
uscita dell'acqua.



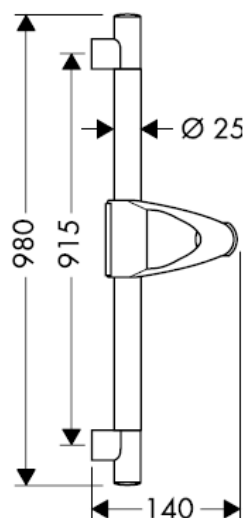
**Unica'D 27930XXX**



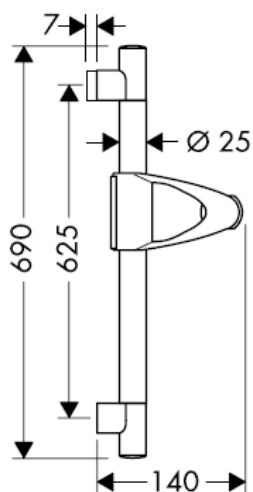
**Unica'D 27933XXX**



**Unica'D 27938000**

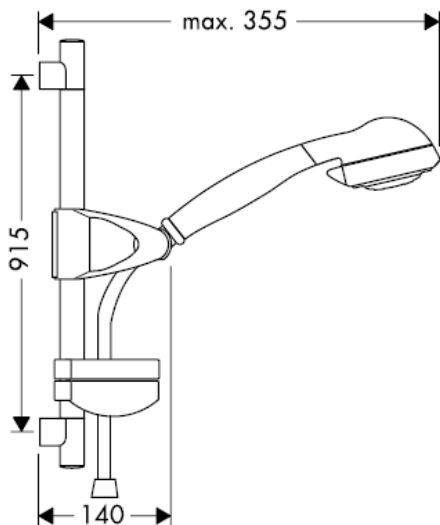


**Unica'D 27934000**

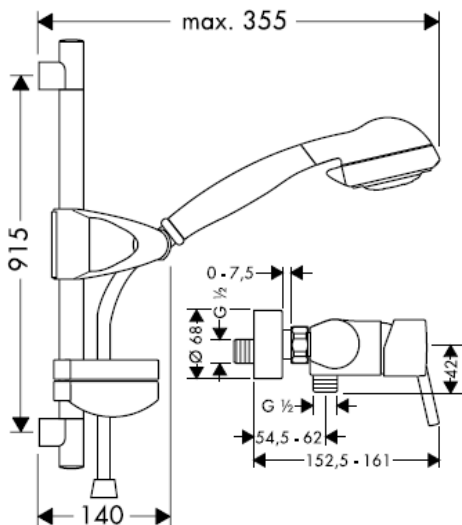


L'asta murale 27933XXX/27938000/27934000 è disponibile esclusivamente per l'esportazione e quindi non è disponibile in Germania!

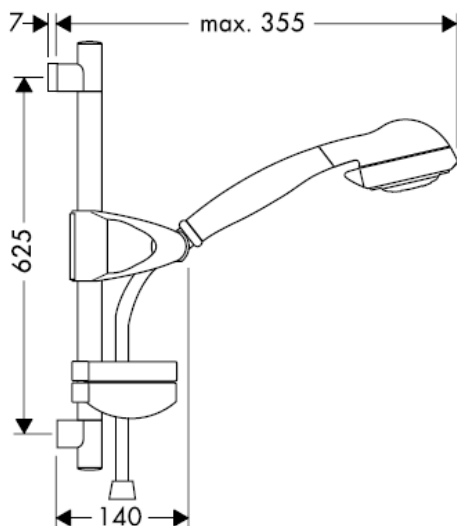
**Mistral/Unica'D 27990000**



**Mistral /Unica'D /Talis S Combi 27067000**

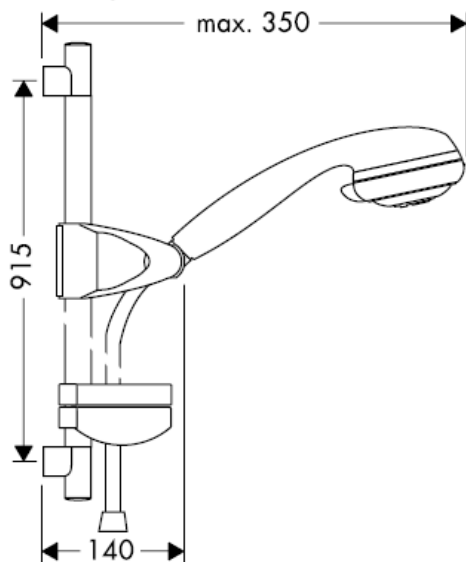


**Mistral/Unica'D 27936000**

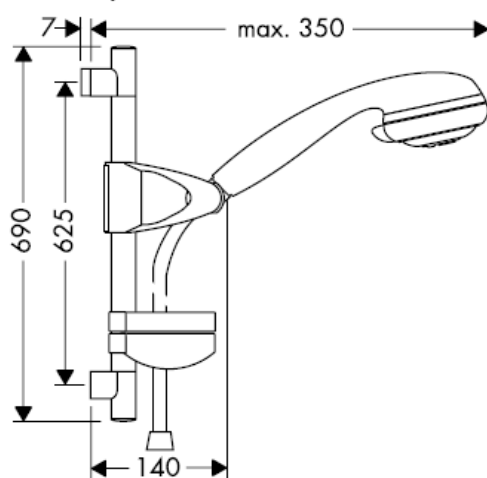


L'asta murale 27936000 è disponibile esclusivamente per l'esportazione e quindi non è disponibile in Germania!

**Mistral 3/Unica'D 27789000**

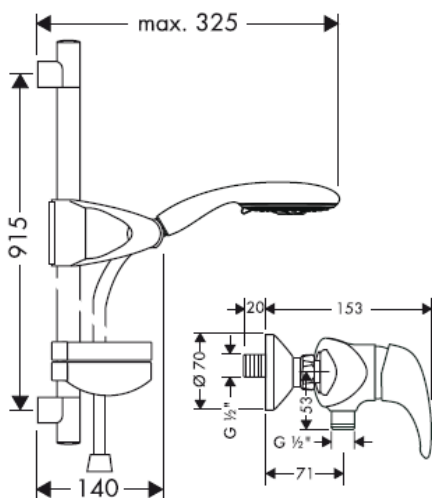


**Mistral 3/Unica'D 27788000**

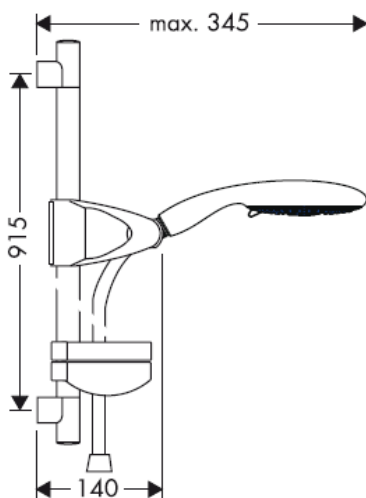


L'asta murale 27788000 è disponibile esclusivamente per l'esportazione e quindi non è disponibile in Germania!

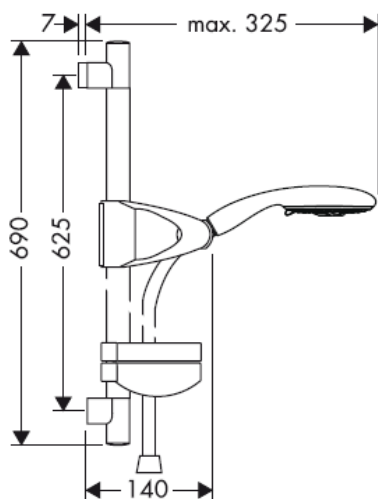
**Raindance E 100 Set 27881000**  
**Raindance Talis E Combi 27071000**



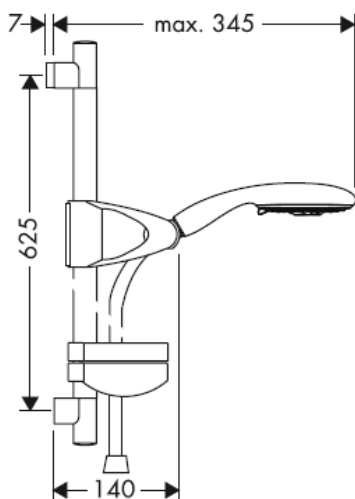
**Raindance E 120 Set 27885000**



**Raindance E 100 Set 27883000**



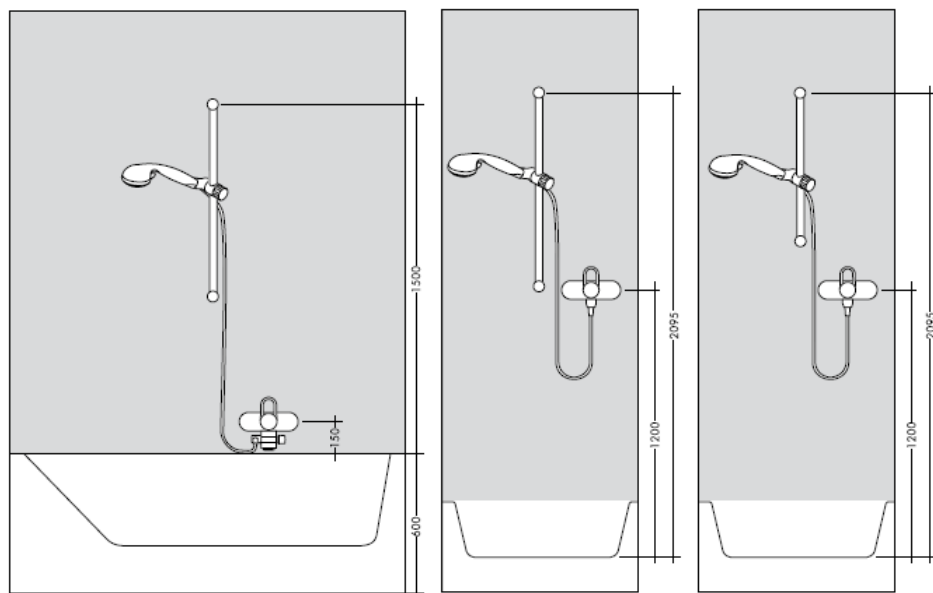
**Raindance E 120 Set 27887000**

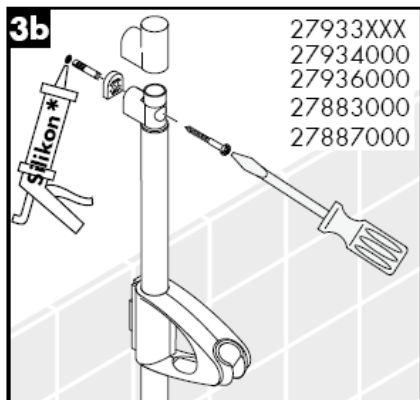
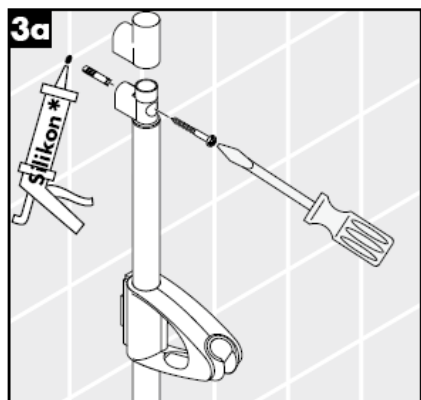
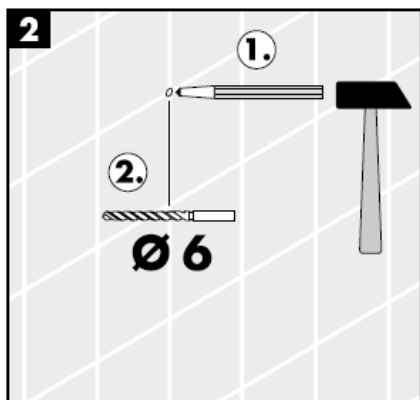
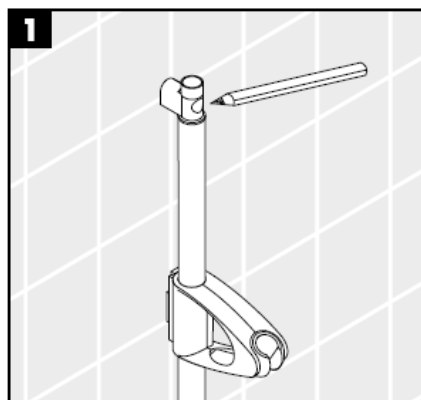


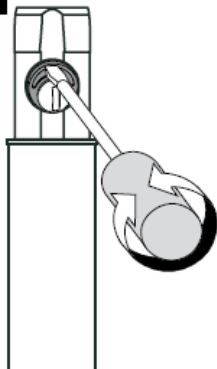
L'asta murale 27881000/27883000 è disponibile esclusivamente per l'esportazione e quindi non è disponibile in Germania!

Quando il personale tecnico specializzato esegue il montaggio del prodotto è necessario assicurarsi che la superficie di fissaggio sia piana in tutta l'area di fissaggio (senza giunti sporgenti o spostamento delle piastrelle), che la struttura della parete sia adatta per il montaggio del prodotto e soprattutto che non ci siano dei punti deboli. Le viti e i tasselli in dotazione sono adatti solo per calcestruzzo. In caso di altre strutture della parete vanno osservare le indicazioni del produttore dei tasselli.

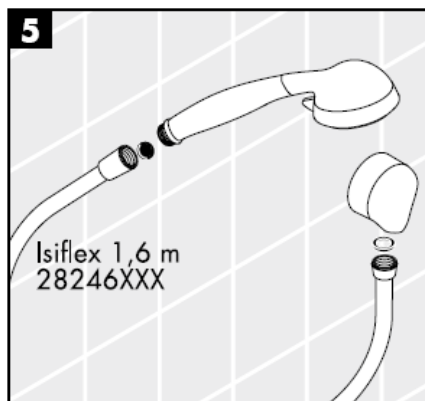
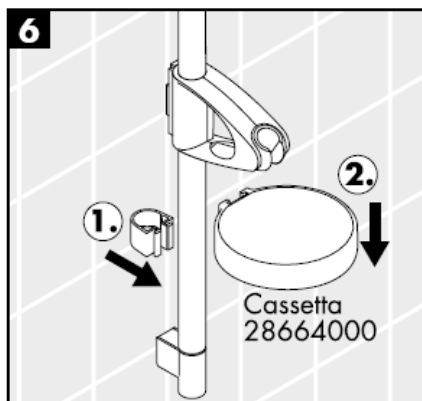
Adattare le misure alla dimensione delle piastrelle.



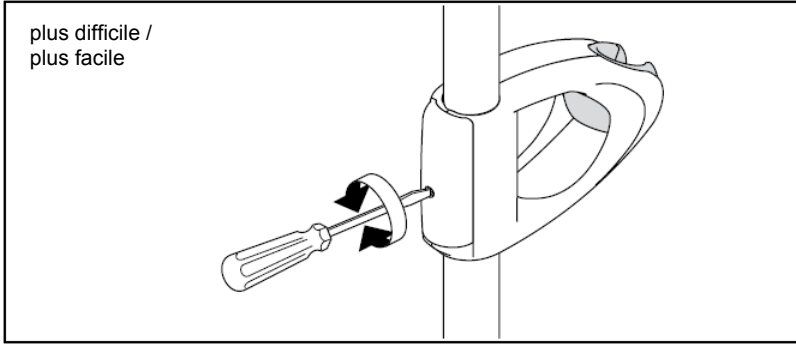


**4**

Con la rondella eccentrica è possibile equilibrare tolleranze diverse tra i fori.

**5****6**

\* Silicone (esente da acido acetico!)



I miscelatori Hansgrohe possono venire usati con caldaie a "bassa pressione" se la pressione del flusso è almeno di 0,15 MPa.

### Montaggio

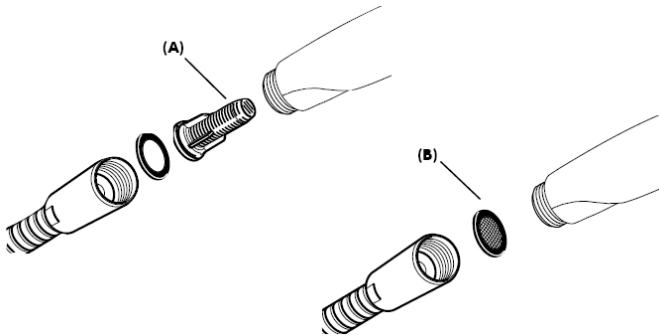
---

Per proteggere la doccetta da eventuali impurità provenienti dalle tubazioni dell'acqua, deve essere inserito il filtro (A) nell'impugnatura della doccetta stessa. Tali impurità possono infatti causare difetti e/o danneggiare parti della doccetta; in questo caso la Hansgrohe non risponde dei danni.

Il filtro supplementare (A) deve essere utilizzato per assicurare il normale flusso dell'acqua e proteggere la doccetta dai depositi di calcare.

Se volete un flusso d'acqua maggiore dovete usare il filtro dell'imballaggio(B) invece del filtro supplementare(A).

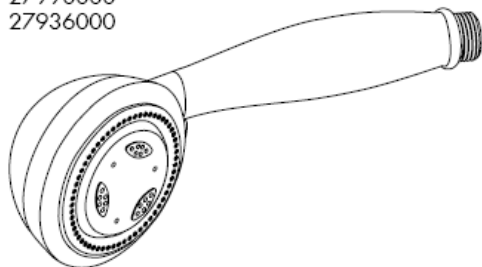
Lo sporco in entrata può danneggiare le parti della doccetta; questo è motivo di molte lamentele del cliente.





**Mistral /Unica'D /Talis S Combi**  
27067000

**Mistral/Unica'D**  
27990000  
27936000



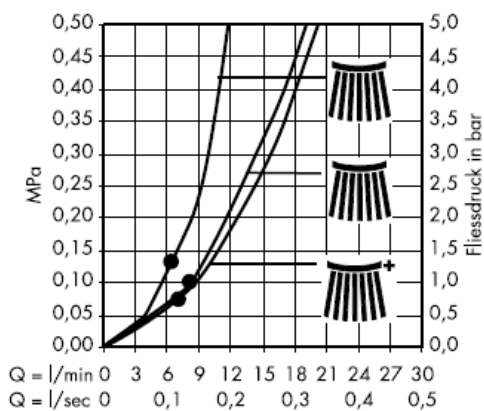
Getto normale a pioggia



Getto massaggio



Getto areato



Dal • si garantisce la funzionalità.

### Mistral 3/Unica'D

27788000

27789000



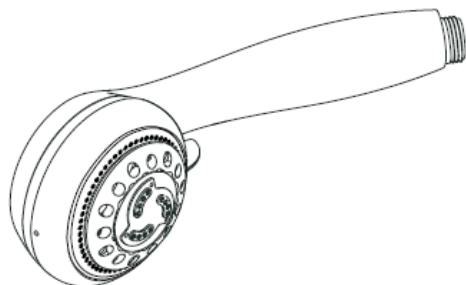
Getto normale  
a pioggia



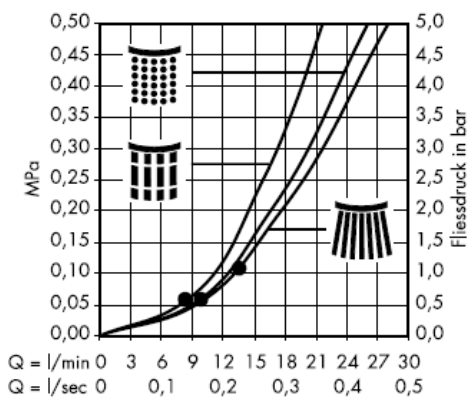
Getto  
massaggio



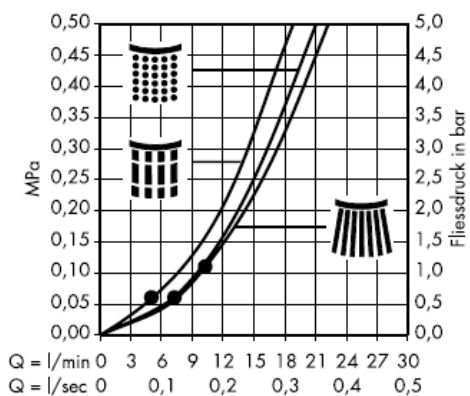
Getto areato



Con filtro supplementare (A)



Con filtro di imballaggio



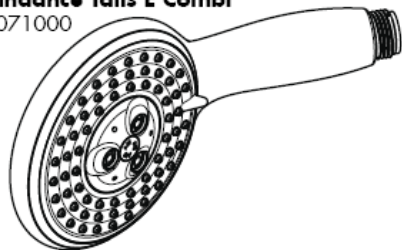
### Raindance E 100 Set

27881000

27883000

### Raindance Talis E Combi

27071000



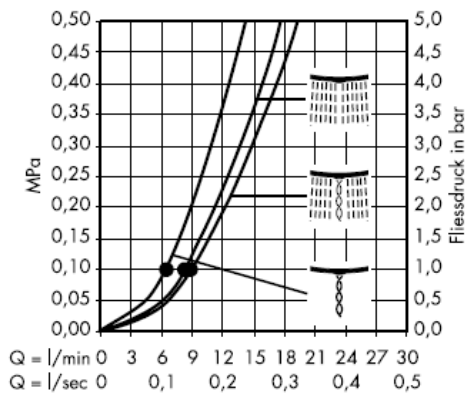
Con filtro supplementare(A)



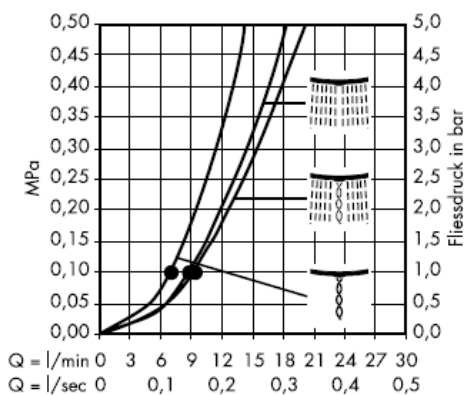
Rain AIR

Balance AIR

Whirl AIR



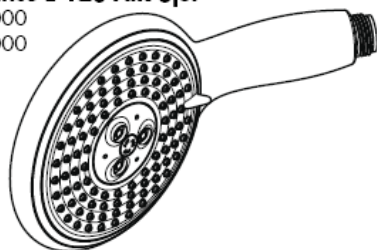
Con filtro di imballaggio



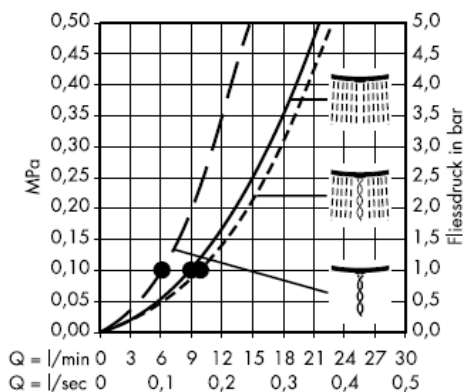
## Raindance E 120 AIR 3jet

27885000

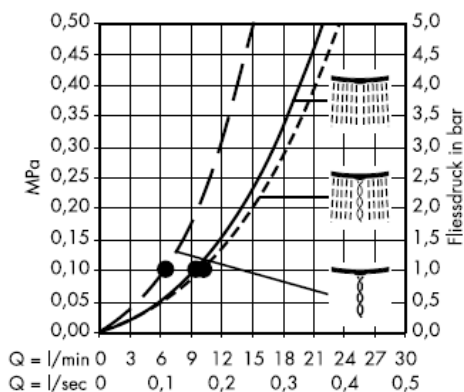
27887000



Con filtro supplementare(A)



Con filtro di imballaggio



Dal • si garantisce la funzionalità.

---

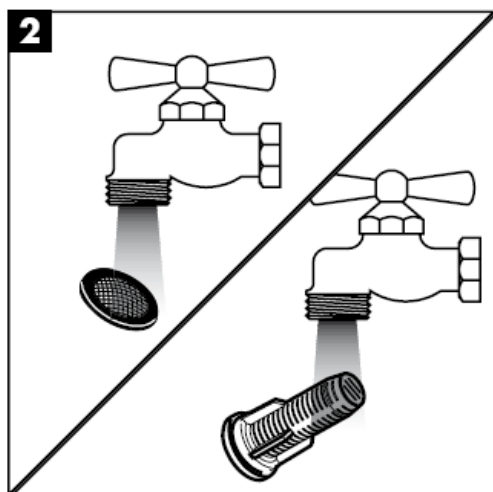
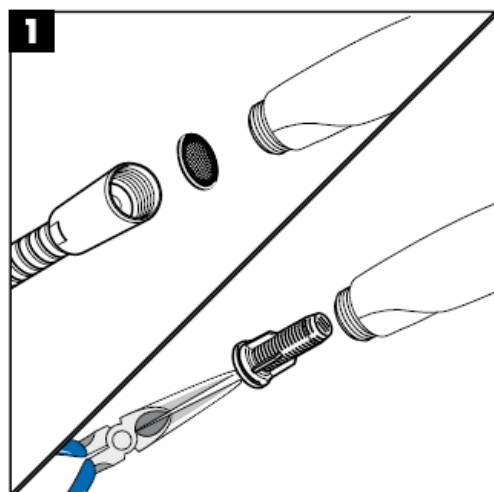
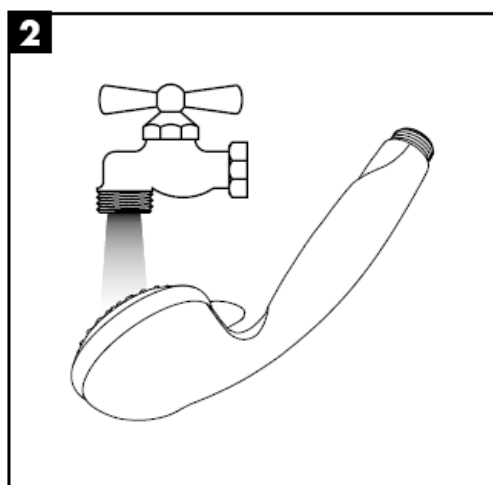
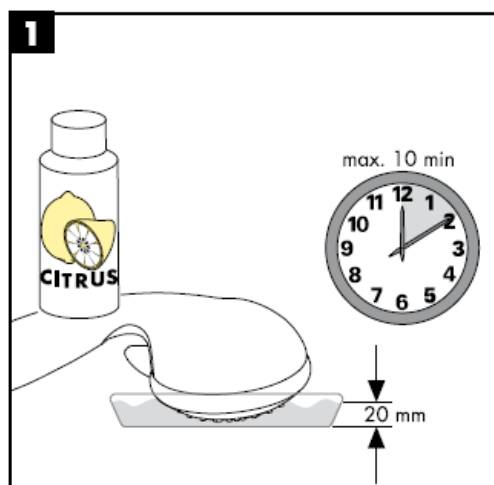
### Dati tecnici

Pressione d'uso: max. 0,6 MPa  
Pressione d'uso consigliata: 0,1 – 0,4 MPa  
(1 MPa = 10 bar = 147 PSI)  
Temperatura dell'acqua calda: max. 60° C

### Segno di verifica

	DVGW	P-IX	SVGW	ACS	NF	WRAS	KIWA
27067000							
27071000							
27788000				X			
27789000							
27881000							
27883000				X			
27885000							
27887000				X			
27930XXX				X			
27933XXX				X			
27934000							
27936000				X			
27938000							
27990000							

Istruzioni per il trattamento



## Pulitura

Facile da pulire: Il calcare viene eliminato semplicemente dagli ugelli elastici in silicone.



**hansgrohe**

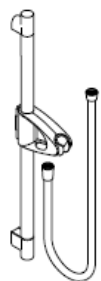
Hansgrohe · Postfach 1145 · D-77761 Schiltach · Telefon +49 (0) 78 36/51-1282 · Telefax +49 (0) 7836/511440  
E-Mail: [info@hansgrohe.com](mailto:info@hansgrohe.com) · Internet: [www.hansgrohe.com](http://www.hansgrohe.com)

02/2009  
9.05719.01  
Italiano





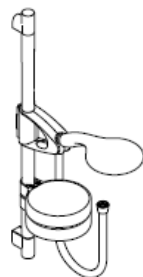
# Instrucciones de montaje



**Unica'D**  
27930XXX  
27933XXX



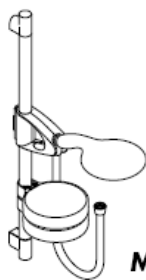
**Unica'D**  
27938000  
27934000



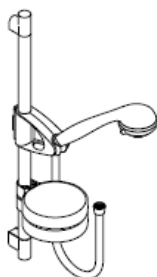
**Raindance  
E 100 Set**  
27881000  
27883000



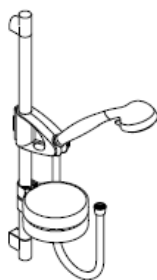
**Raindance  
Talis E Combi**  
27071000



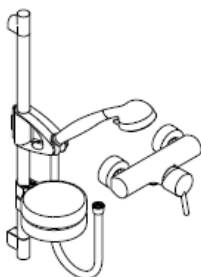
**Raindance  
E 120 Set**  
27885000  
27887000



**Mistral 3/Unica'D**  
27788000  
27789000



**Mistral/Unica'D**  
27990000  
27936000



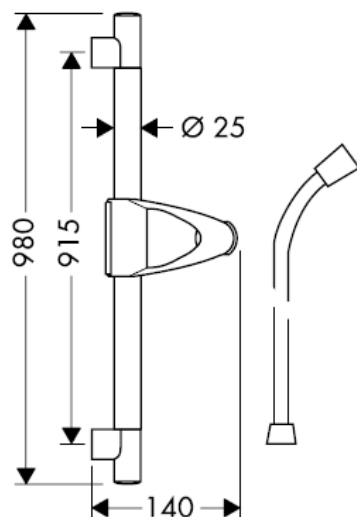
**Mistral /Unica'D  
/Talis S Combi**  
27067000

**hangrohe**

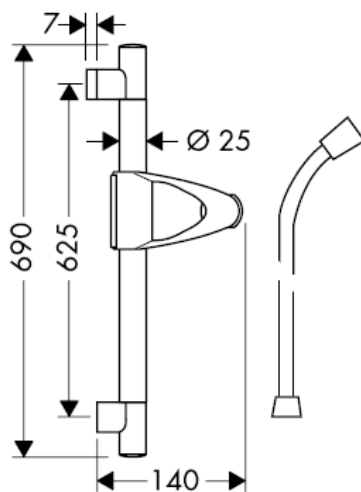


Sólo se garantiza una función óptima en combinación con teleduchas y flexos de Hansgrohe.  
Los flexos deben usarse exclusivamente para la conexión entre grifería y teleducha. Cualquier función de cierre tras el flexo y en la dirección del flujo del agua no está permitida.

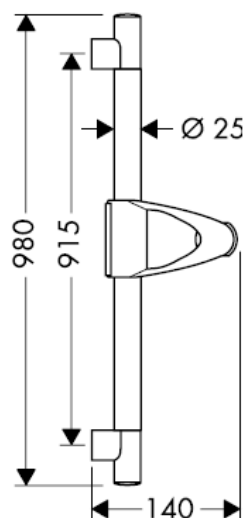
**Unica'D 27930XXX**



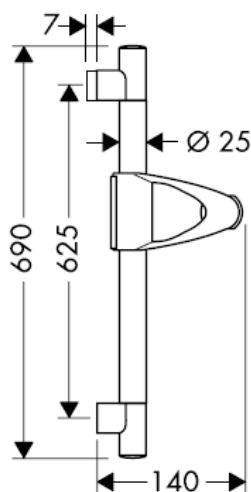
**Unica'D 27933XXX**



**Unica'D 27938000**

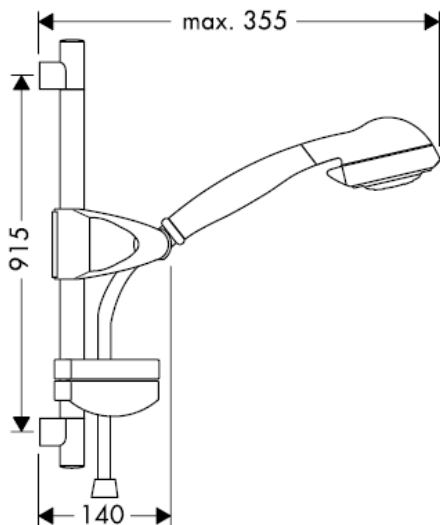


**Unica'D 27934000**

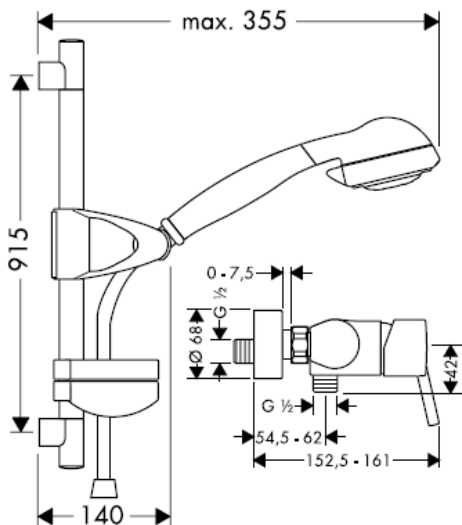


La barra de sujeción de surtidor de ducha 27933XXX/27938000/27934000 es exclusivamente para la exportación y por lo tanto no está disponible en Alemania

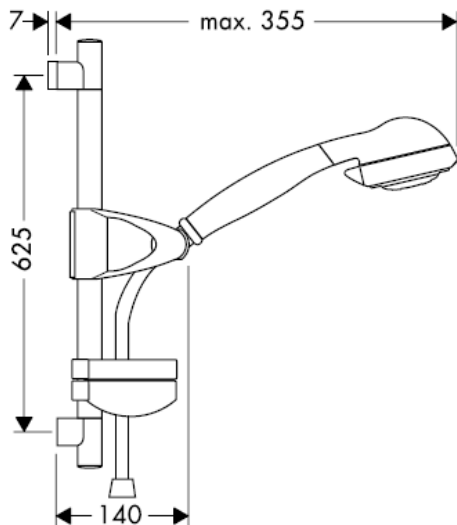
**Mistral/Unica'D 27990000**



**Mistral /Unica'D /Talis S Combi 27067000**

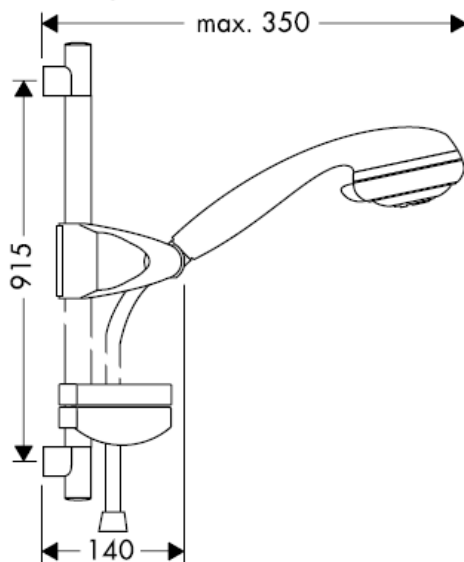


**Mistral/Unica'D 27936000**

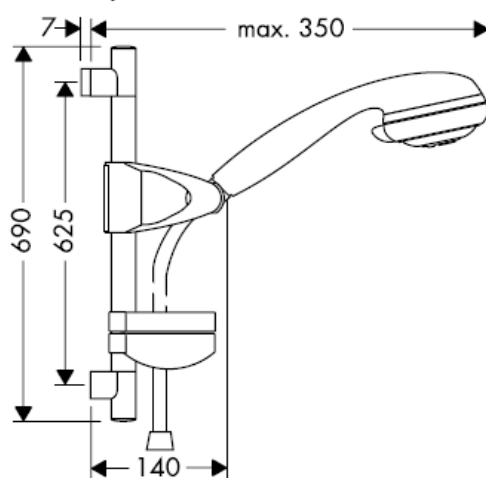


La barra de sujeción de surtidor de ducha 27936000 es exclusivamente para la exportación y por lo tanto no está disponible en Alemania

**Mistral 3/Unica'D 27789000**

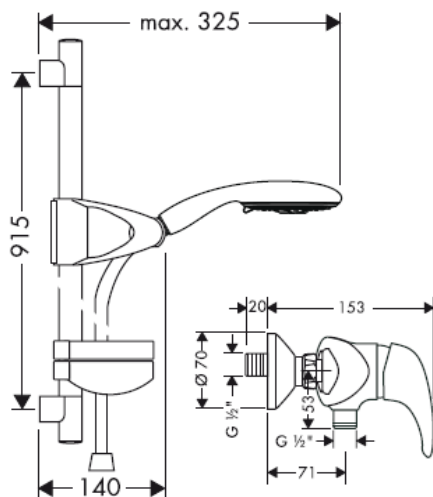


**Mistral 3/Unica'D 27788000**

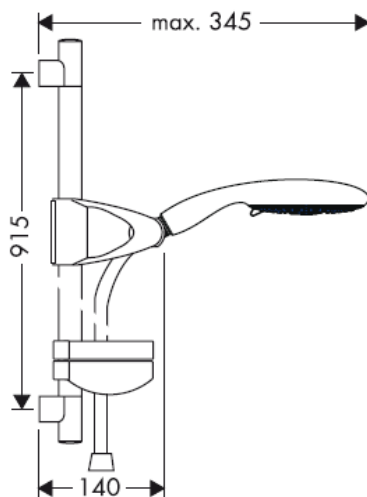


La barra de sujeción de surtidor de ducha 27788000 es exclusivamente para la exportación y por lo tanto no está disponible en Alemania

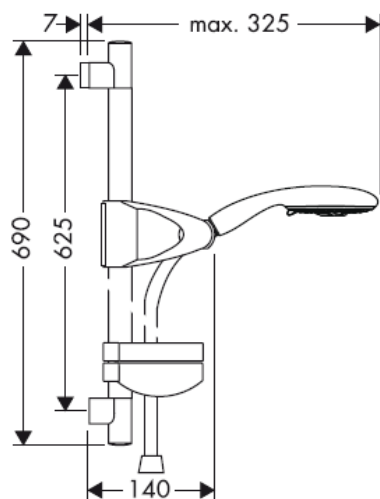
**Raindance E 100 Set 27881000**  
**Raindance Talis E Combi 27071000**



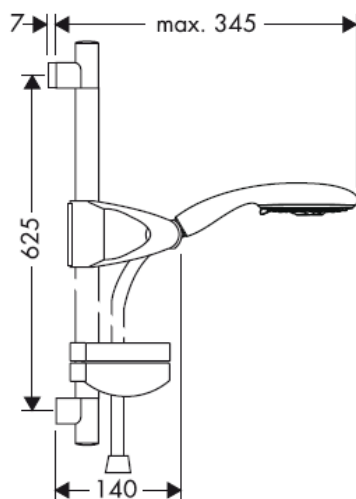
**Raindance E 120 Set 27885000**



**Raindance E 100 Set 27883000**



**Raindance E 120 Set 27887000**

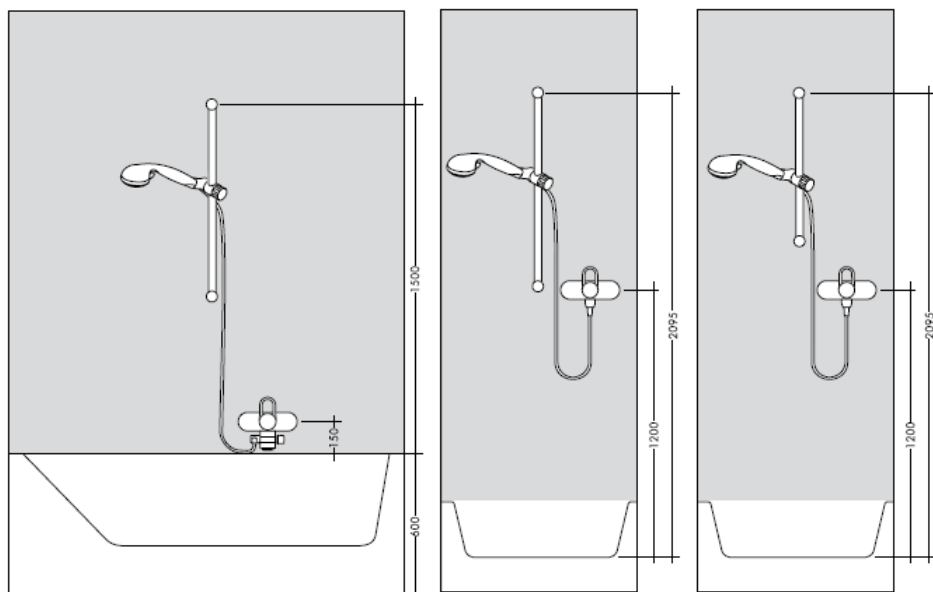


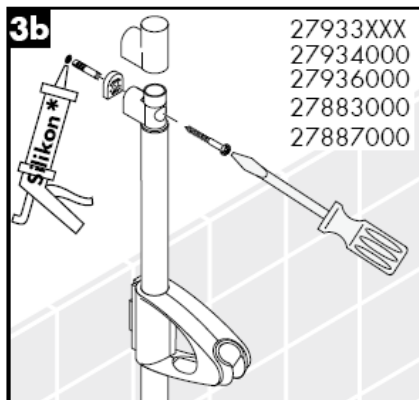
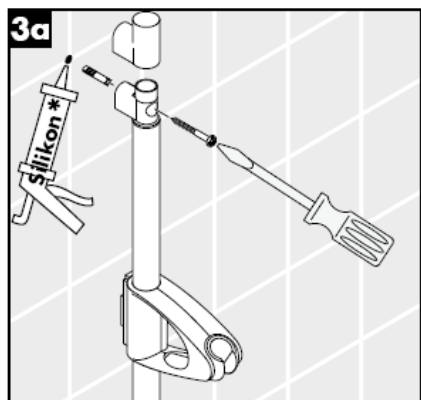
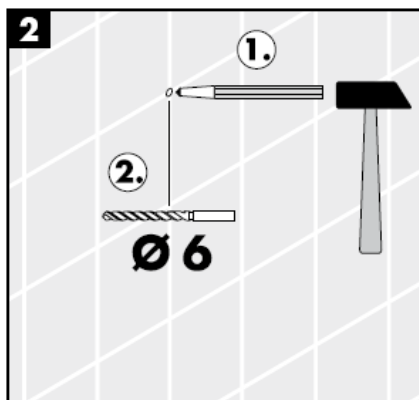
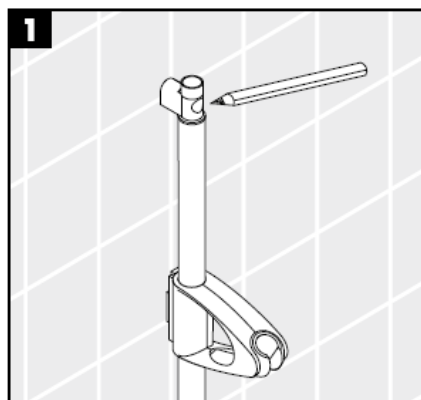
La barra de sujeción de surtidor de ducha 27881000/27883000 es exclusivamente para la exportación y por lo tanto no está disponible en Alemania

En el momento del montaje del producto por parte de personal especializado y cualificado se deberá prestar una atención especial a que la superficie de fijación en toda el área de la fijación sea plana (sin juntas que sobresalen ni azulejos desplazados), que la estructura de la pared sea adecuada para un montaje del producto y que, ante todo, no presente puntos débiles.

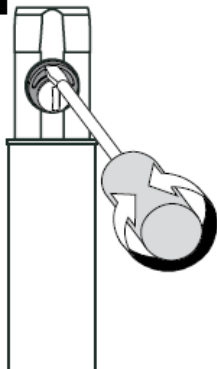
Los tornillos y tacos adjuntos son sólo apropiados para hormigón. En el caso de otras estructuras murales se deberán considerar las indicaciones del fabricante de tacos.

Adaptar las medidas al retículo de los azulejos.

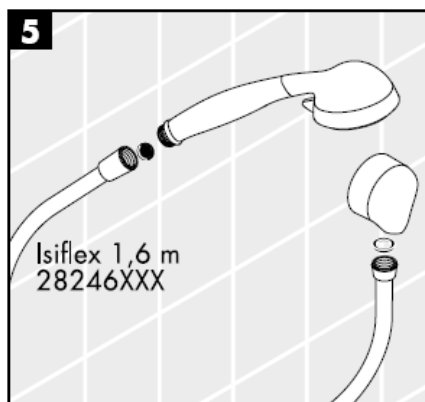
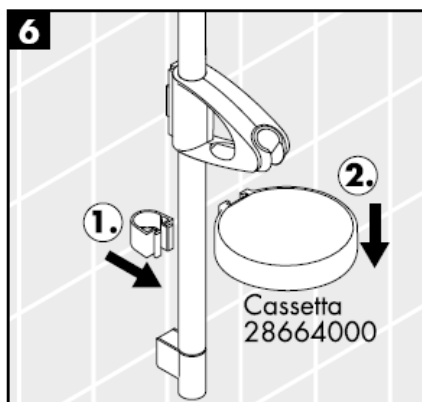




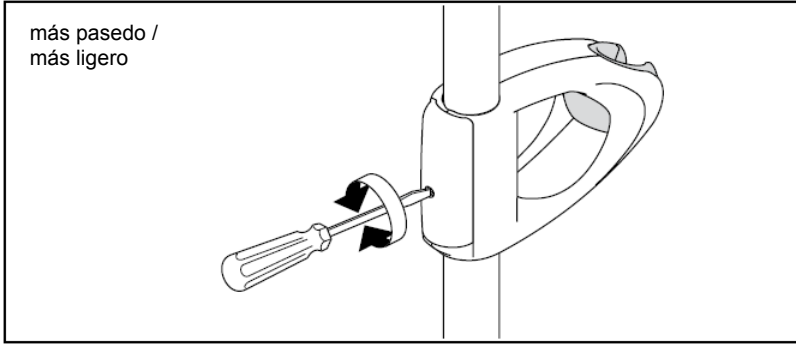


**4**

Durante la instalación y mediante la excéntrica se puede corregir la posición de la barra.

**5****6**

\* Silicona (¡libre de ácido acético!)



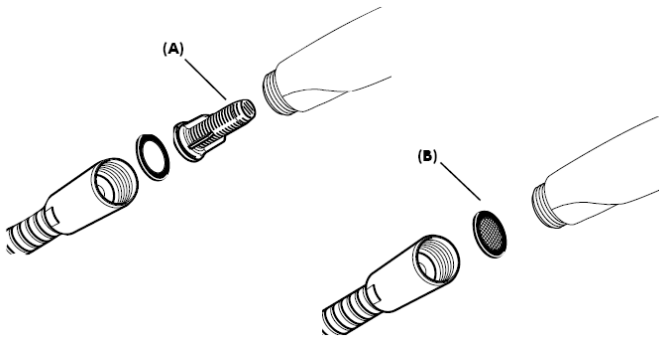
Los mezcladores Hansgrohe pueden ser utilizado junto con calentadores continuos de agua que sean manejados de manera hidráulica o térmica, siempre que la presión del caudal ascienda a un mínimo de 0,15 MPa.

### Montaje

La filtración (A) que se suministra con la teleducha evita que las partículas de suciedad procedentes de las tuberías lleguen a la teleducha. Debe colocarse entre el flexo y la teleducha. Infiltraciones de suciedad deterioran el funcionamiento de la teleducha y pueden causar daños en el interior de la misma que no están cubiertas por la garantía de Hansgrohe.

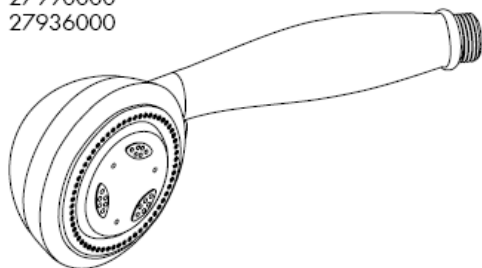
La inserción del filtro (A) debe usarse para asegurar el caudal estandar y para proteger la ducha de la suciedad proveniente de las tuberías. Si se quiere un caudal mayor, se debe usar el paquete de filtro (B) en lugar de la inserción de filtro (A).

La suciedad puede producir defectos y/o puede dañar partes de la cabecera de la ducha. Por dichos defectos o fallos Hansgrohe no se hace responsable.



**Mistral /Unica'D /Talis S Combi**  
27067000

**Mistral/Unica'D**  
27990000  
27936000



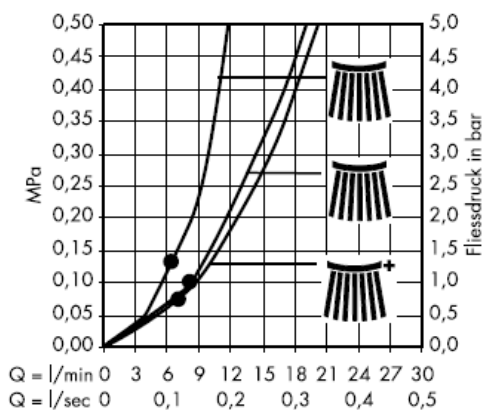
Chorro de lluvia



Chorro masaje



Chorro  
espumoso



Mínimo • para el correcto funcionamiento.

### Mistral 3/Unica'D

27788000

27789000



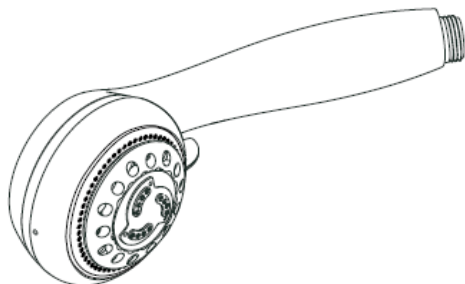
Chorro de lluvia



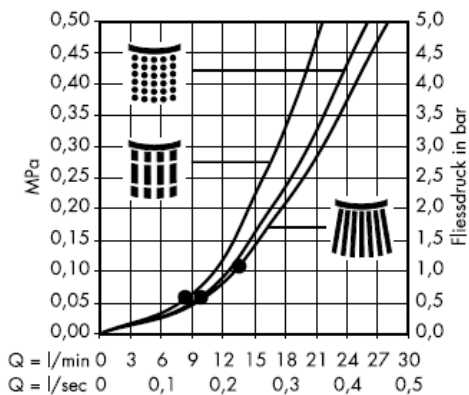
Chorro masaje



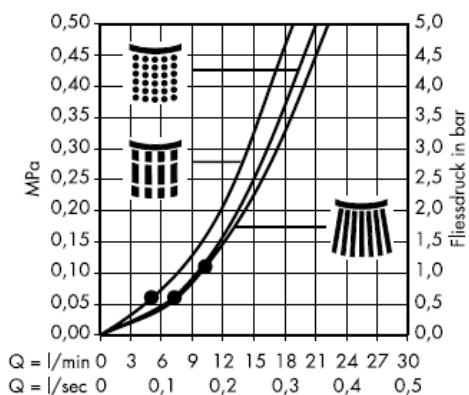
Chorro espumoso



Con inserción de filtro (A)



Con paquete de filtro (B)



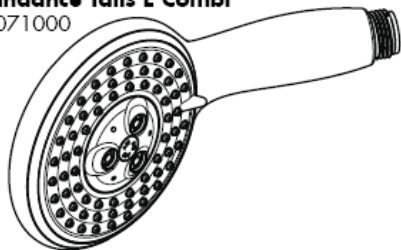
### Raindance E 100 Set

27881000

27883000

### Raindance Talis E Combi

27071000



Con inserción de filtro(A)



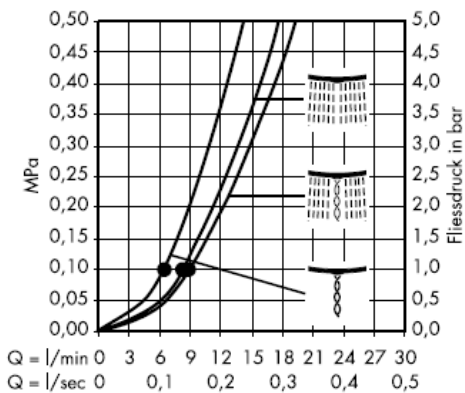
Rain AIR



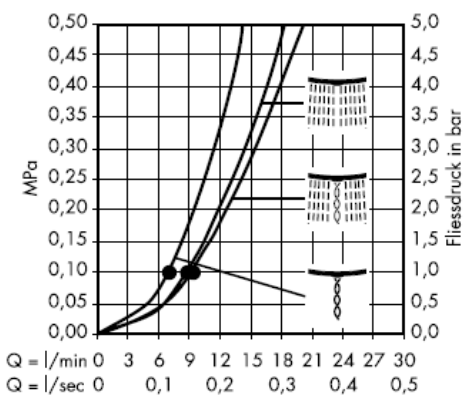
Balance AIR



Whirl AIR



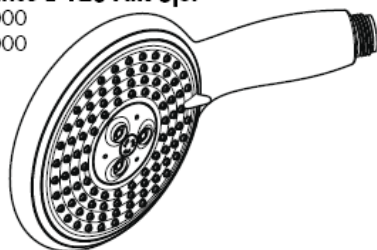
Con paquete de filtro (B)



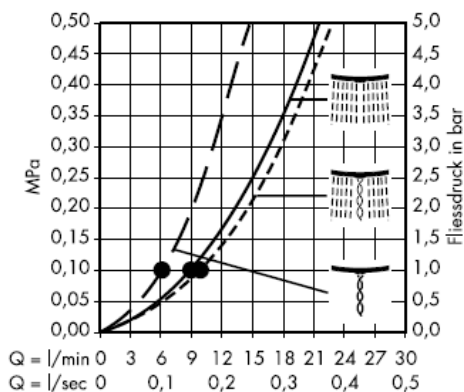
### Raindance E 120 AIR 3jet

27885000

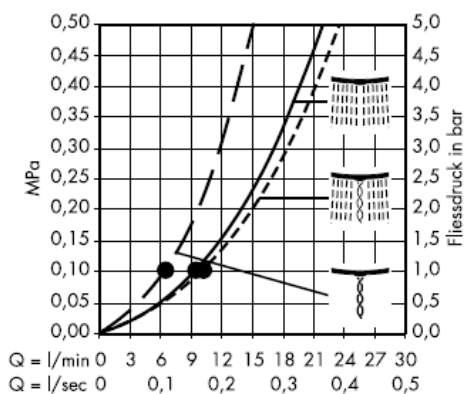
27887000



Con inserción de filtro(A)



Con paquete de filtro (B)



Mínimo • para el correcto funcionamiento.

---

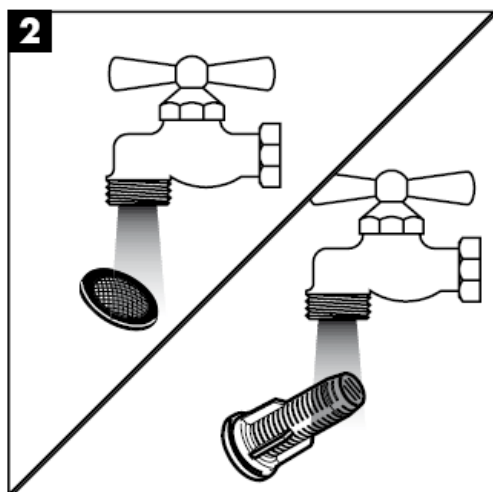
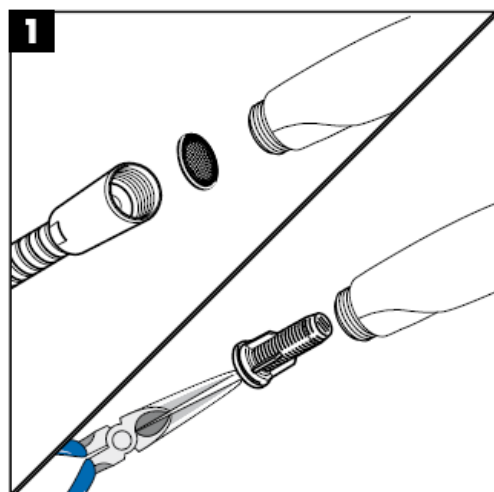
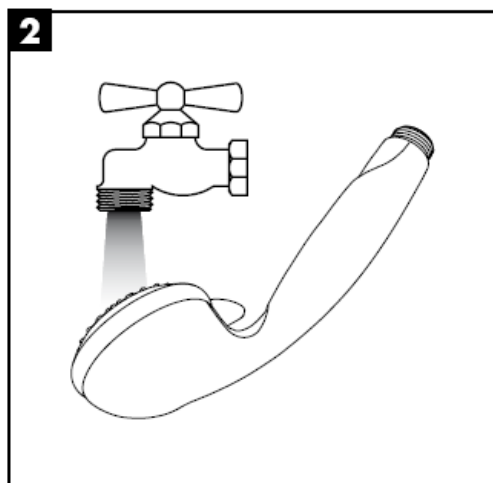
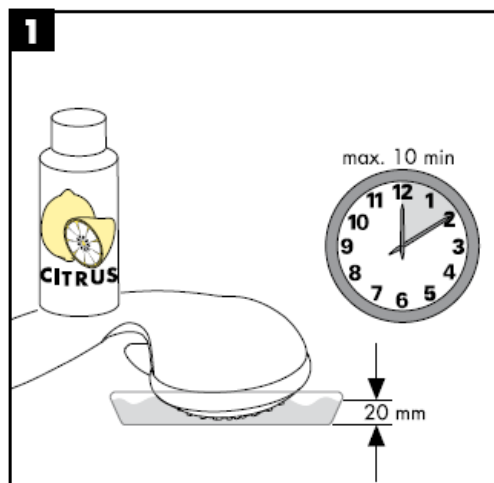
### Datos técnicos

Presión en servicio: max. 0,6 MPa  
Presión recomendada en servicio: 0,1 – 0,4 MPa  
(1 MPa = 10 bar = 147 PSI)  
Temperatura del agua caliente: max. 60° C

### Marca de verificación

	DVGW	P-IX	SVGW	ACS	NF	WRAS	KIWA
27067000							
27071000							
27788000				X			
27789000							
27881000							
27883000				X			
27885000							
27887000				X			
27930XXX				X			
27933XXX				X			
27934000							
27936000				X			
27938000							
27990000							

Entretimiento





## Limpiar

Fácil aseo: La cal se puede retirar sencillamente frotando con los dedos de las toberas elásticas de silicona.



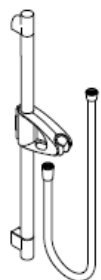
**hansgrohe**

Hansgrohe · Postfach 1145 · D-77761 Schiltach · Telefon +49 (0) 78 36/51-1282 · Telefax +49 (0) 7836/511440  
E-Mail: [info@hansgrohe.com](mailto:info@hansgrohe.com) · Internet: [www.hansgrohe.com](http://www.hansgrohe.com)

02/2009  
9.05719.01  
Español



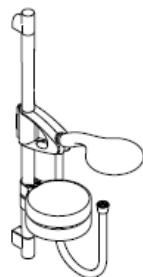
# Handleiding



**Unica'D**  
27930XXX  
27933XXX



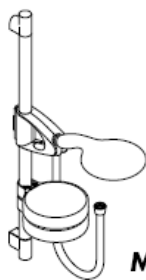
**Unica'D**  
27938000  
27934000



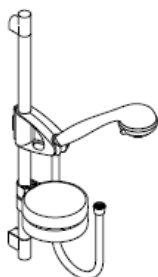
**Raindance**  
**E 100 Set**  
27881000  
27883000



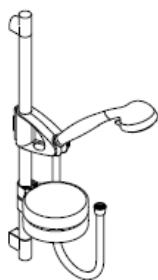
**Raindance**  
**Talis E Combi**  
27071000



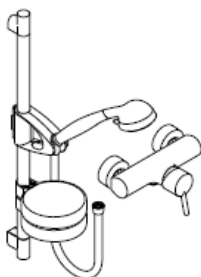
**Raindance**  
**E 120 Set**  
27885000  
27887000



**Mistral 3/Unica'D**  
27788000  
27789000



**Mistral/Unica'D**  
27990000  
27936000



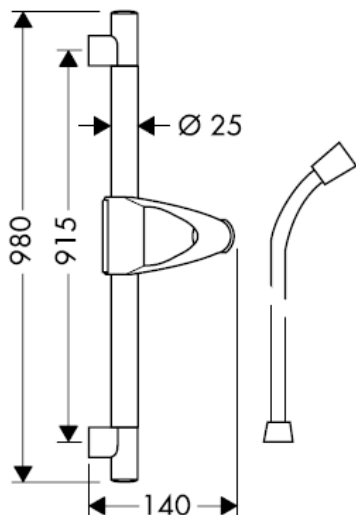
**Mistral /Unica'D**  
**/Talis S Combi**  
27067000

**hangrohe**

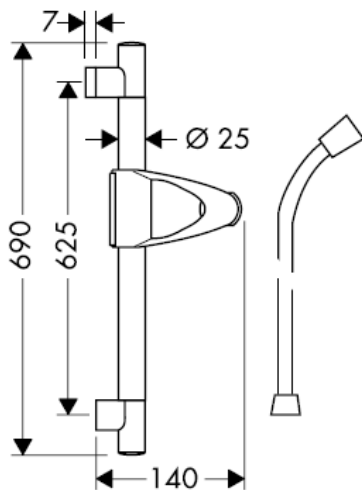


Optimal funktionieren gegarandeerd bij  
kombinatie met Hansgrohe handdouche en  
doucheslang.  
De doucheslangen zijn alleen geschikt voor de  
aansluiting van douches aan kranen. Een  
versperring ná de doucheslang in de  
stroomrichting is niet toelaatbaar.

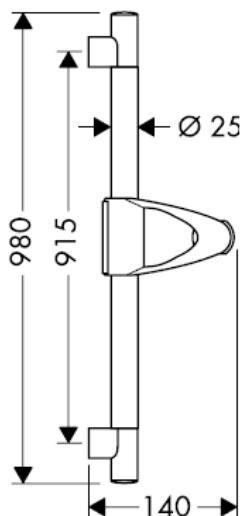
**Unica'D 27930XXX**



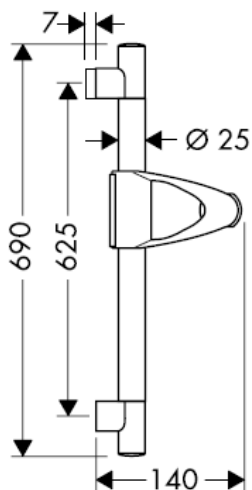
**Unica'D 27933XXX**



**Unica'D 27938000**

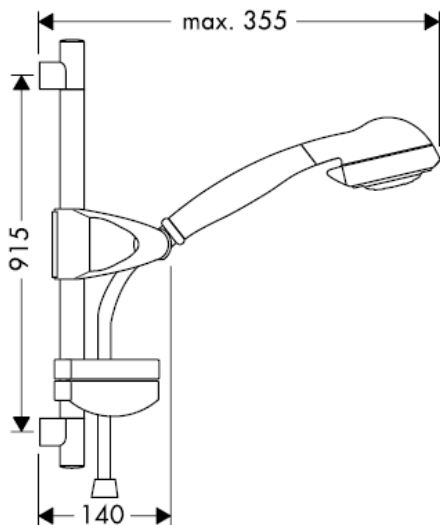


**Unica'D 27934000**

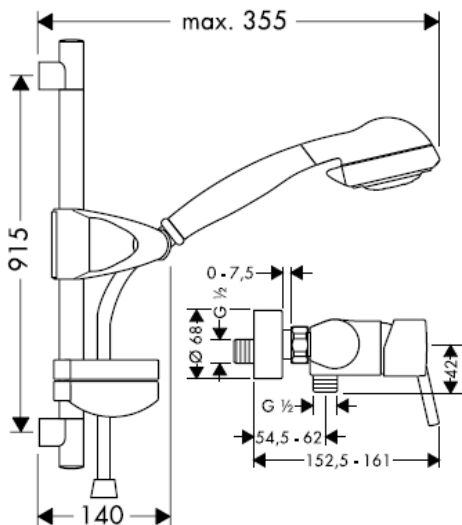


De douchestang 27933XXX/27938000/27934000 is uitsluitend bestemd voor de export en niet in Duitsland verkrijgbaar!

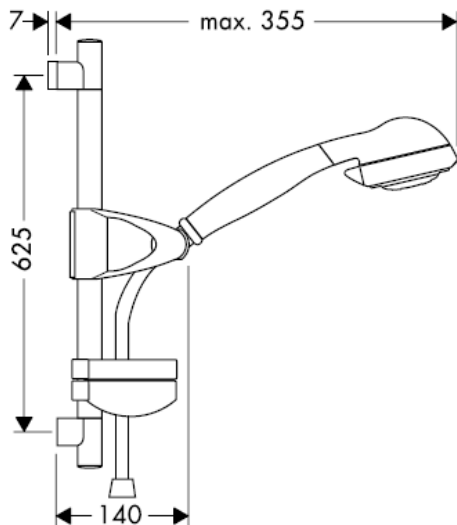
**Mistral/Unica'D 27990000**



**Mistral /Unica'D /Talis S Combi 27067000**

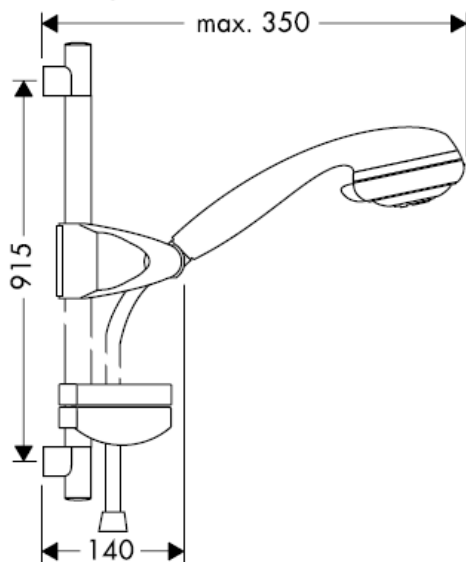


**Mistral/Unica'D 27936000**

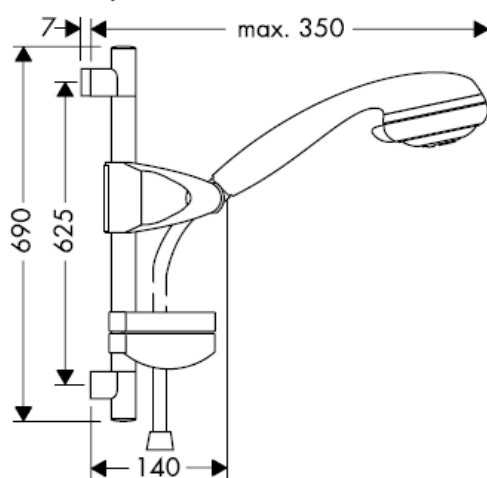


De douchestang 27936000 is uitsluitend bestemd voor de export en niet in Duitsland verkrijgbaar!

**Mistral 3/Unica'D 27789000**

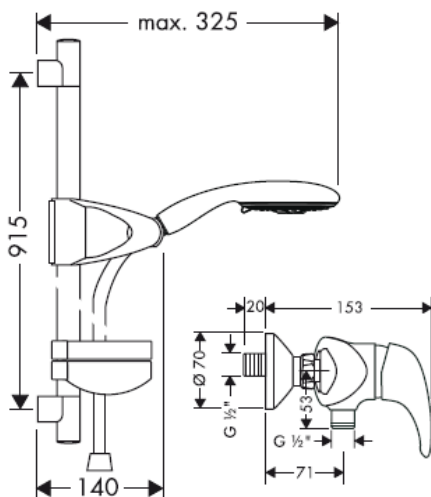


**Mistral 3/Unica'D 27788000**

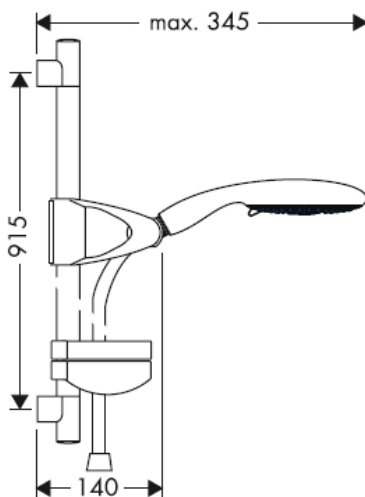


De douchestang 27788000 is uitsluitend bestemd voor de export en niet in Duitsland verkrijgbaar!

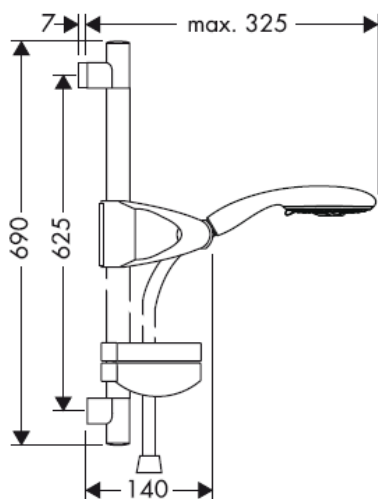
**Raindance E 100 Set 27881000**  
**Raindance Talis E Combi 27071000**



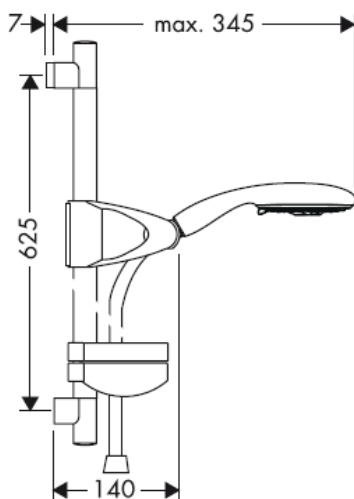
**Raindance E 120 Set 27885000**



**Raindance E 100 Set 27883000**



**Raindance E 120 Set 27887000**



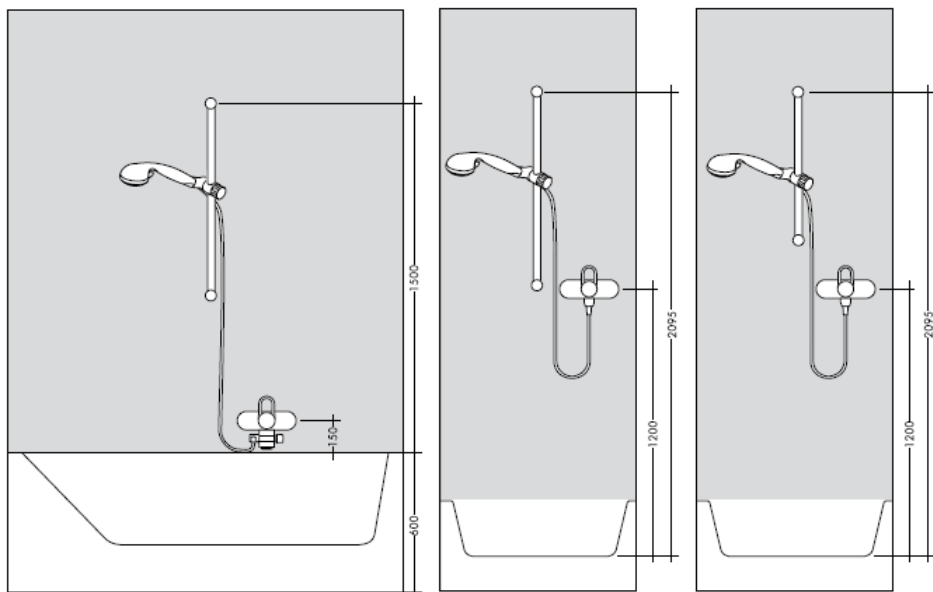
De douchestang 27881000/27883000 is uitsluitend bestemd voor de export en niet in Duitsland verkrijgbaar!

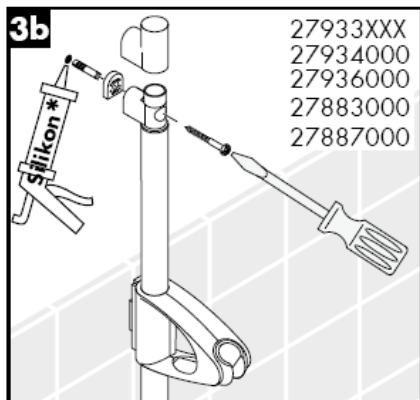
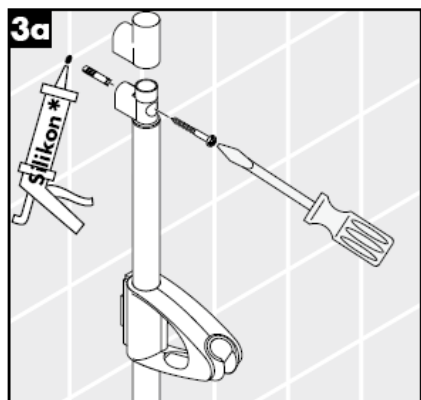
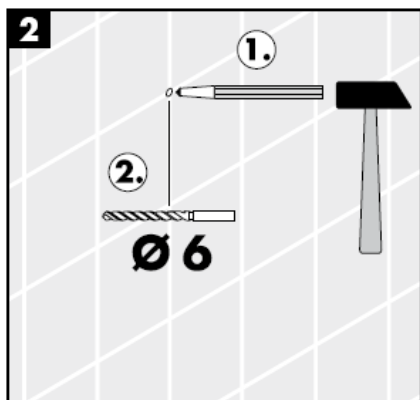
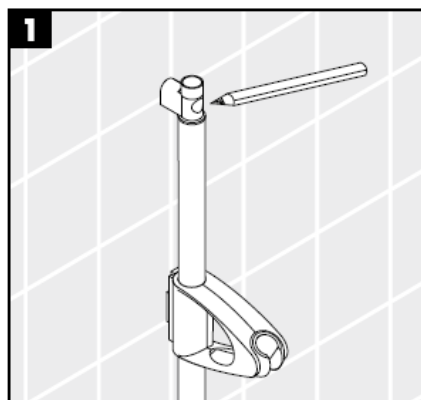


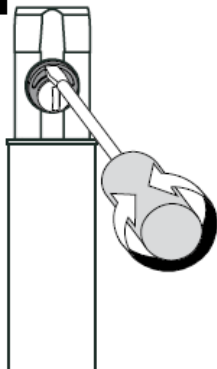
Bij de montage van het produkt door een vakkundige installateur moet men erop letten dat het bevestigingsoppervlak op één oppervlak zit (dus geen opliggende voegen of verspringende tegels), de wand geschikt is voor montage van produkten en zeker geen zwakke plekken bevat.

De bijgevoegde schroeven en duvels zijn alleen geschikt voor beton. Bei andere wandsoorten dient u te letten op de voorschriften van de fabrikant van de schroeven en duvels.

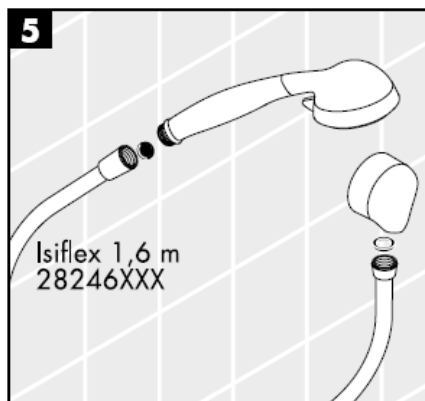
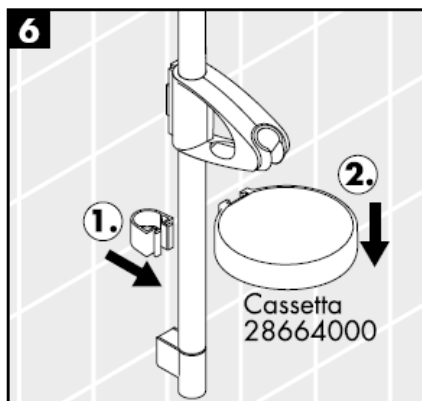
Maten indien mogelijk aan het tegelwerk aanpassen.



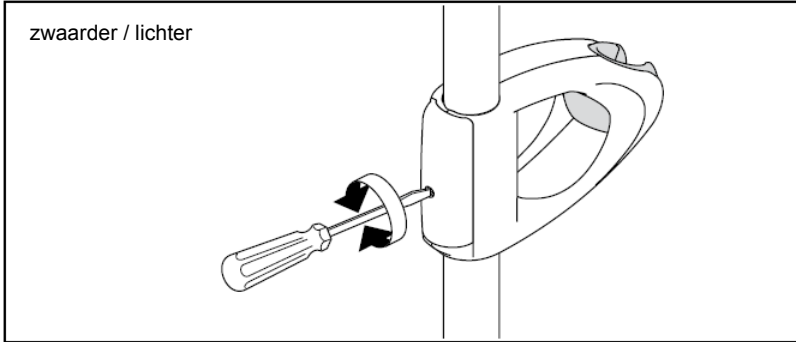


**4**

Door de excentrische bus kunnen eventuele boorafwijkingen worden hersteld.

**5****6**

\* Silicone (azijnzuurvrij!)

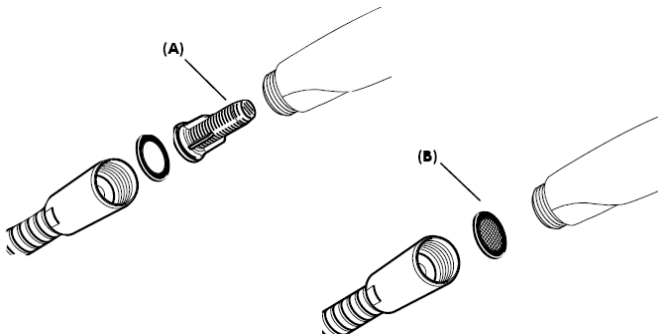


Hansgrohe ééngreepsmengkranen kunnen samen met hydraulisch en thermisch gestuurde geisers gebruikt worden indien de uitstroomdruk min. 0,15 MPa bedraagt.

### Montage

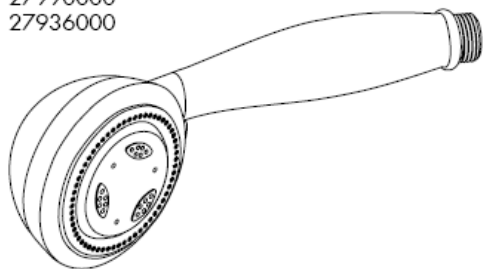
Het bij de handdouche verpakte zeefje (A) moet worden ingebouwd om vuil uit de waterleiding te weren. Vuil uit de leidingen kan de werking van de handdouche negatief beïnvloeden en/of de handdouche beschadigen. Voor deze schade is Hansgrohe niet verantwoordelijk.

De bijgeleverde filter (A) moet ingebouwd worden om de norm doorstroom van de handdouche te garanderen en vuil uit de leidingen tegen te houden. Als er een grotere waterdoorlaat gewenst wordt moet i.p.v. het filter de dichting geplaatst worden. Vuil uit de leidingen kan schade aan de handdouche veroorzaken. Op deze schade geeft Hansgrohe geen garantie.



**Mistral /Unica'D /Talis S Combi**  
27067000

**Mistral/Unica'D**  
27990000  
27936000



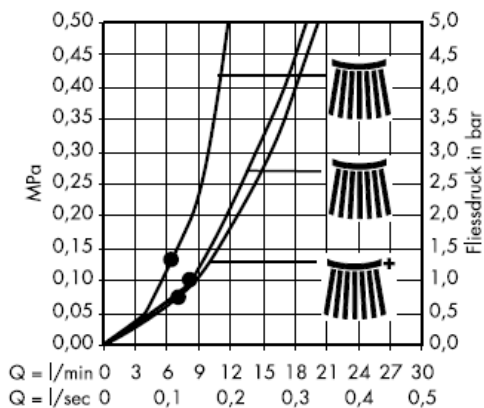
Normale  
douchestraal



Massagestraal



Softstraal



Vanaf • is het functioneren gegarandeerd.

### Mistral 3/Unica'D

27788000

27789000



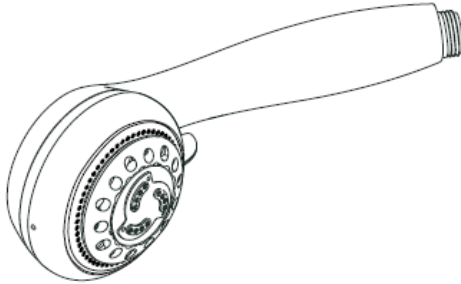
Normale  
douchestraal



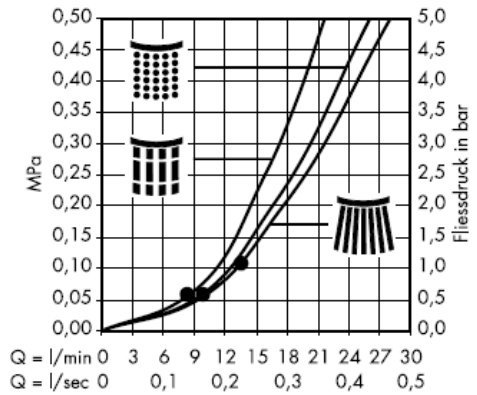
Massagestraal



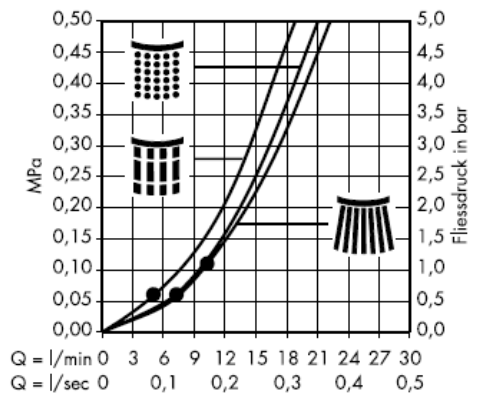
Softstraal



Met filter (A)



Met dichting (B)



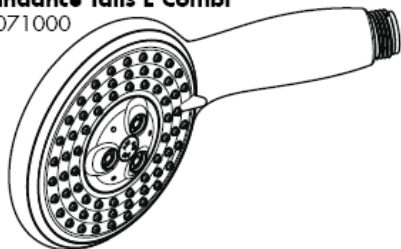
### Raindance E 100 Set

27881000

27883000

### Raindance Talis E Combi

27071000



Met filter(A)



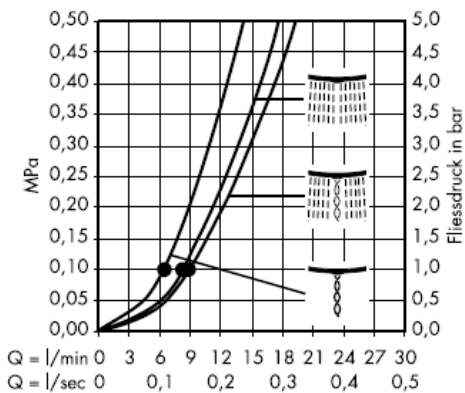
Rain AIR



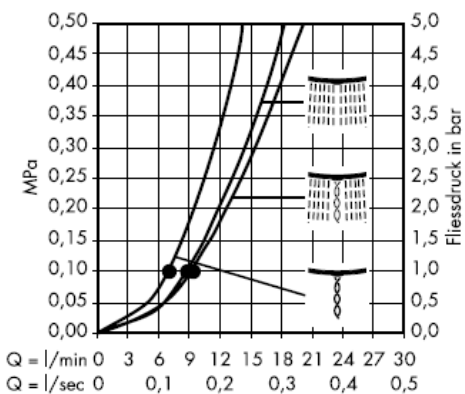
Balance AIR



Whirl AIR



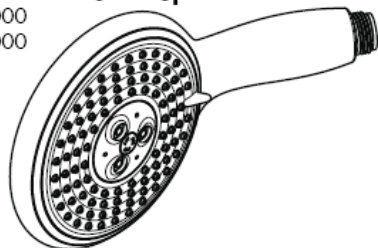
Met dichting (B)



## Raindance E 120 AIR 3jet

27885000

27887000



Met filter(A)



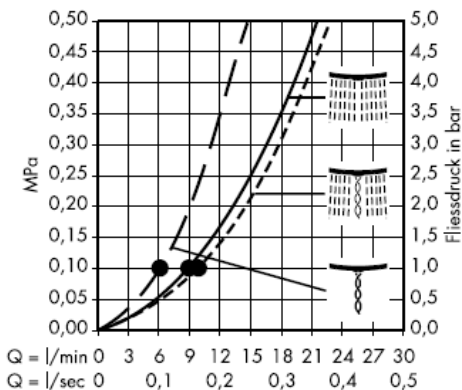
Rain AIR



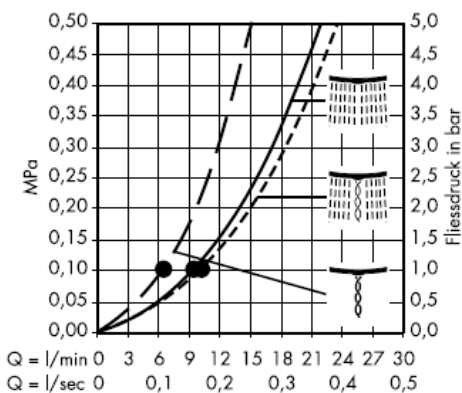
Balance AIR



Whirl AIR



Met dichting (B)



Vanaf • is het functioneren gegarandeerd.



---

## Technische gegevens

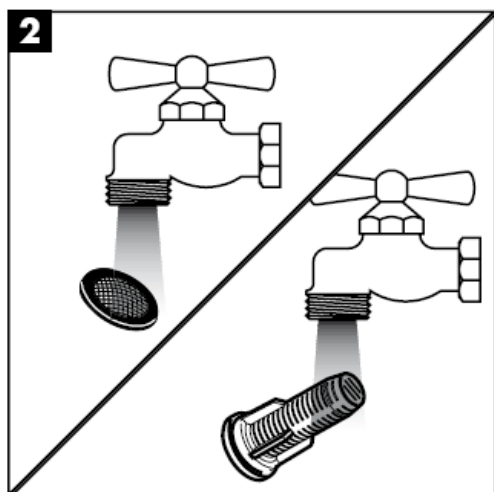
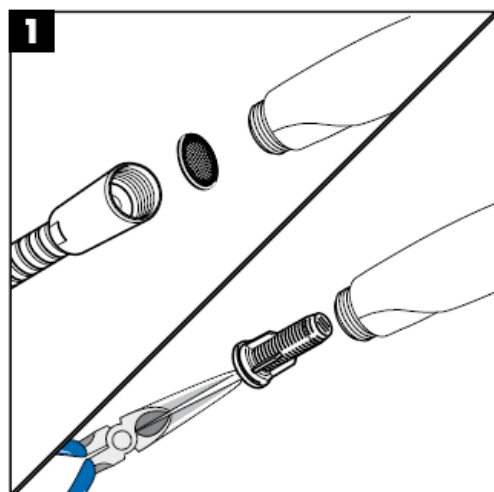
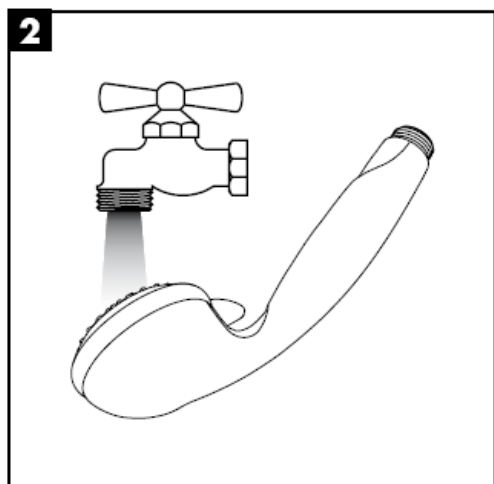
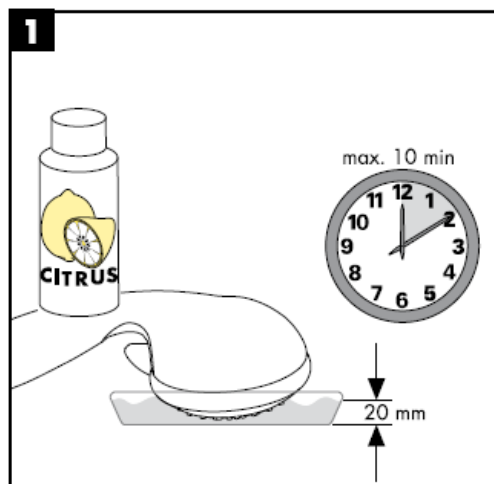
Werkdruk: max. max. 0,6 MPa  
Aanbevolen werkdruk: 0,1 – 0,4 MPa  
(1 MPa = 10 bar = 147 PSI)  
Temperatuur warm water: max. 60° C

## Keurmerk

	DVGW	P-IX	SVGW	ACS	NF	WRAS	KIWA
27067000							
27071000							
27788000				X			
27789000							
27881000							
27883000				X			
27885000							
27887000				X			
27930XXX				X			
27933XXX				X			
27934000							
27936000				X			
27938000							
27990000							

## Reinigen

### Reinigingsaanwijzingen



## Reinigen

---

Eenvoudig schoon: Kalk kan eenvoudig van de noppen worden gewreven.



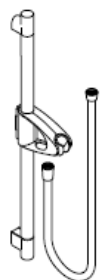
**hansgrohe**

Hansgrohe · Postfach 1145 · D-77761 Schiltach · Telefon +49 (0) 78 36/51-1282 · Telefax +49 (0) 7836/511440  
E-Mail: [info@hansgrohe.com](mailto:info@hansgrohe.com) · Internet: [www.hansgrohe.com](http://www.hansgrohe.com)

02/2009  
9.05719.01  
Nederlands



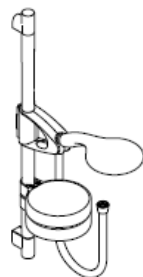
# Monteringsvejledning



**Unica'D**  
27930XXX  
27933XXX



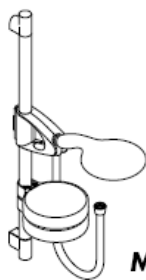
**Unica'D**  
27938000  
27934000



**Raindance**  
**E 100 Set**  
27881000  
27883000



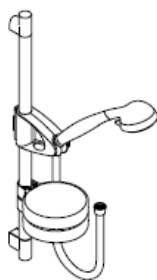
**Raindance**  
**Talis E Combi**  
27071000



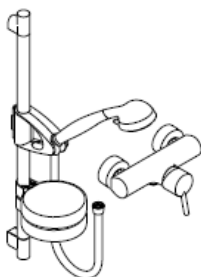
**Raindance**  
**E 120 Set**  
27885000  
27887000



**Mistral 3/Unica'D**  
27788000  
27789000



**Mistral/Unica'D**  
27990000  
27936000



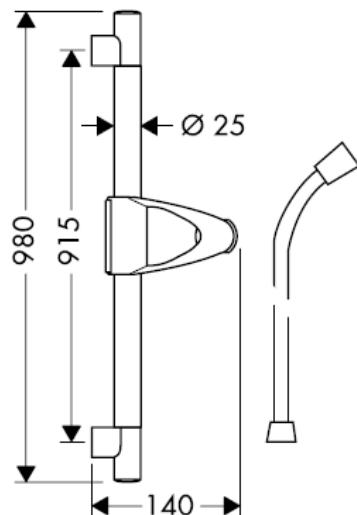
**Mistral /Unica'D**  
**/Talis S Combi**  
27067000

**hangrohe**

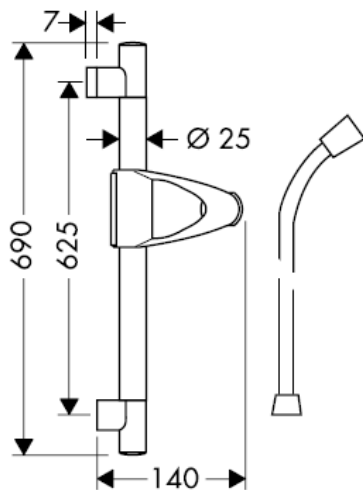


Optimal funktion garanteres for anvendelse i forbindelse med Hansgrohe håndbrusere og Hansgrohe bruseslanger.  
Bruserslanger bør kun anvendes i forbindelse med tilslutning mellem brusere og armatur. Det er ikke tilladt at montere en afspærringsventil mellem bruser og slange!

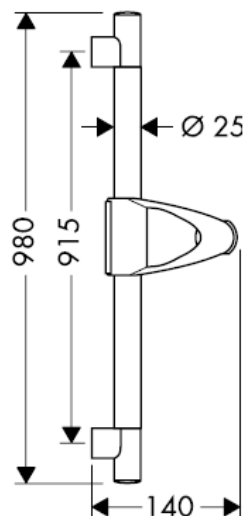
**Unica'D 27930XXX**



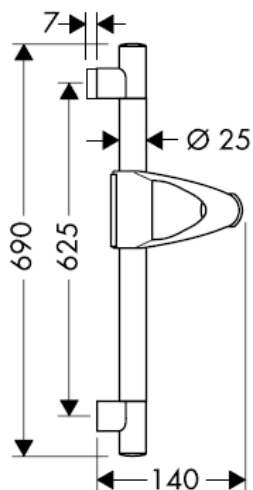
**Unica'D 27933XXX**



**Unica'D 27938000**

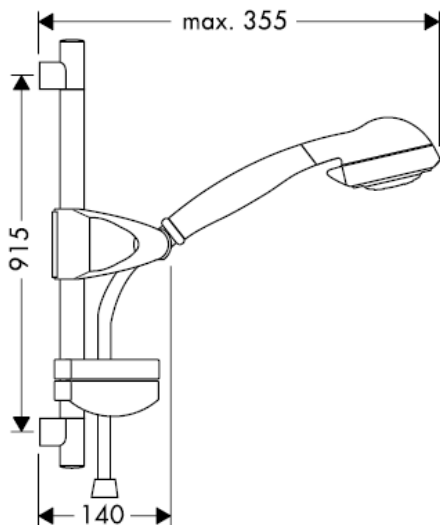


**Unica'D 27934000**

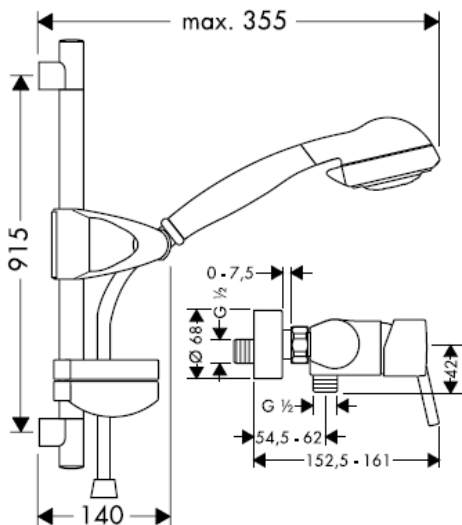


Bruserstang 27933XXX/27938000/27934000 er udelukkende beregnet til eksport og kan derfor ikke fås i Tyskland!

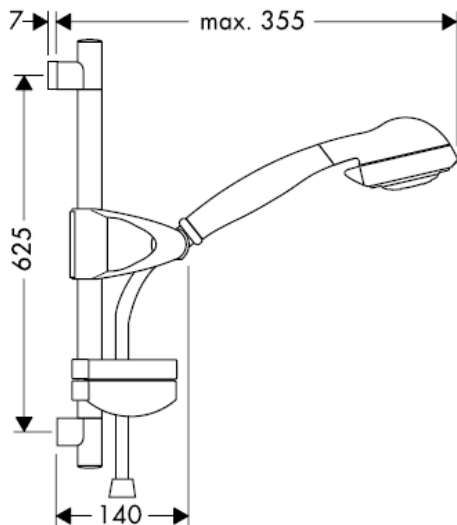
**Mistral/Unica'D 27990000**



**Mistral /Unica'D /Talis S Combi 27067000**



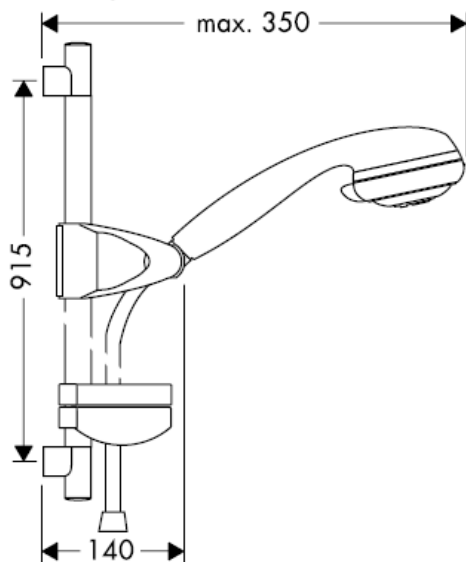
**Mistral/Unica'D 27936000**



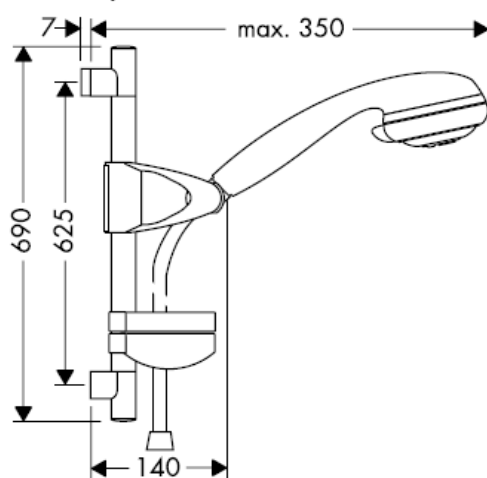
Bruserstang 27936000 er udelukkende beregnet til eksport og kan derfor ikke fås i Tyskland!



**Mistral 3/Unica'D 27789000**

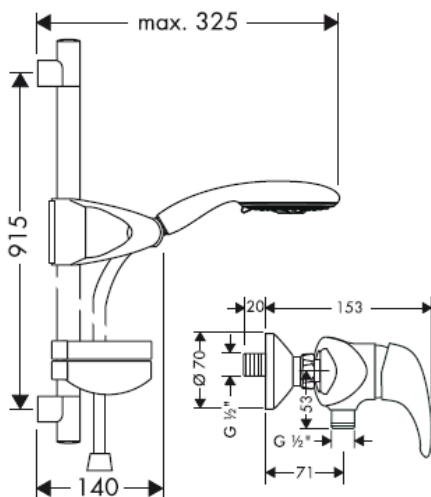


**Mistral 3/Unica'D 27788000**

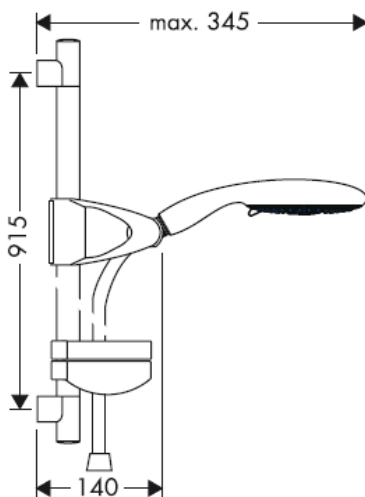


Bruserstang 27788000 er udelukkende beregnet til eksport og kan derfor ikke fås i Tyskland!

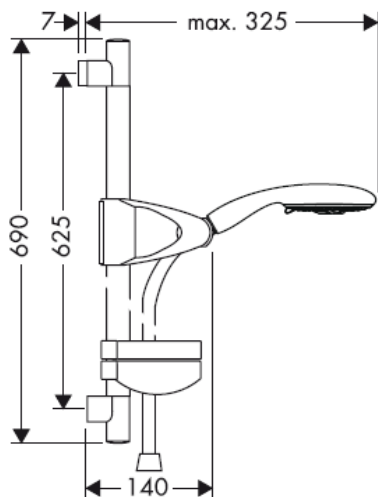
**Raindance E 100 Set 27881000**  
**Raindance Talis E Combi 27071000**



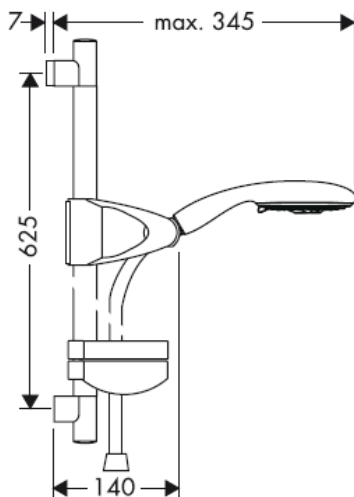
**Raindance E 120 Set 27885000**



**Raindance E 100 Set 27883000**



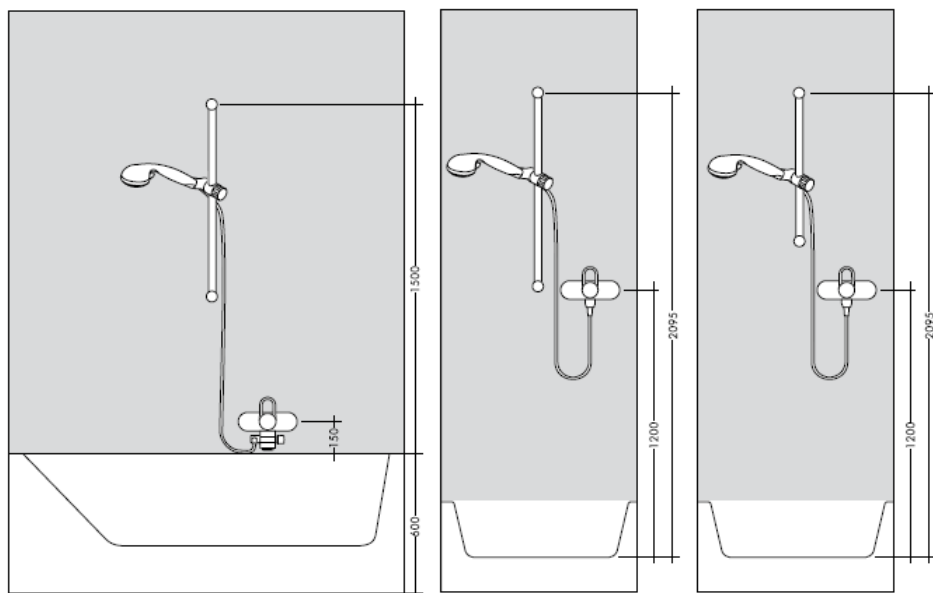
**Raindance E 120 Set 27887000**

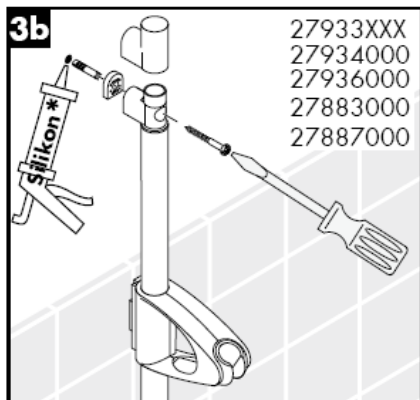
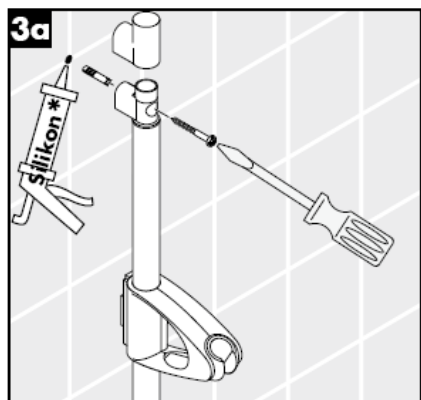
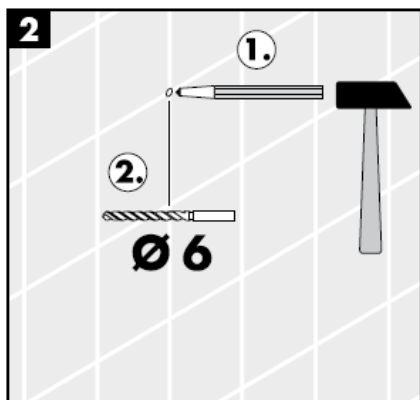
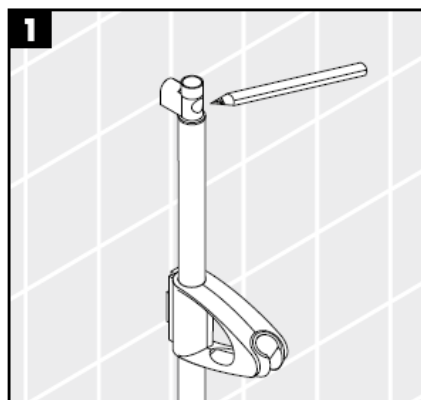



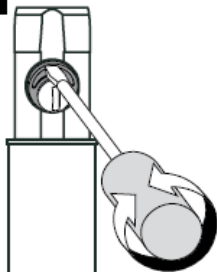
Bruserstang 27881000/27883000 er udelukkende beregnet til eksport og kan derfor ikke fås i Tyskland!

Ved montering er det vigtigt at sikre sig, at hele befæstigelsesfladen er plan (ingen ujævne fuger eller fliser), samt at væggen er egnet til montering af produktet og specielt, at væggen ikke har nogen svage punkter. De medfølgende skruer og dübler er kun egnet til beton. Ved anden vægopbygning bør producenten af dübler kontaktes for nærmere information.

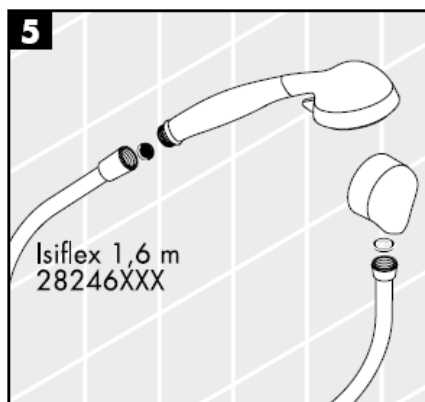
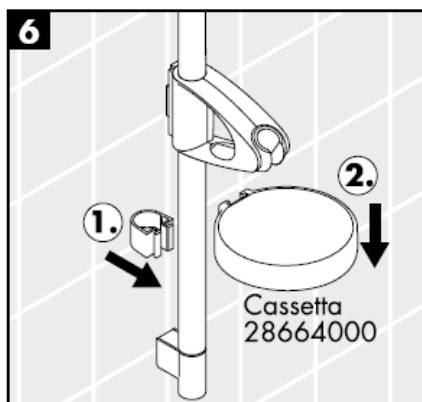
Afpass om muligt målene med fugerne.



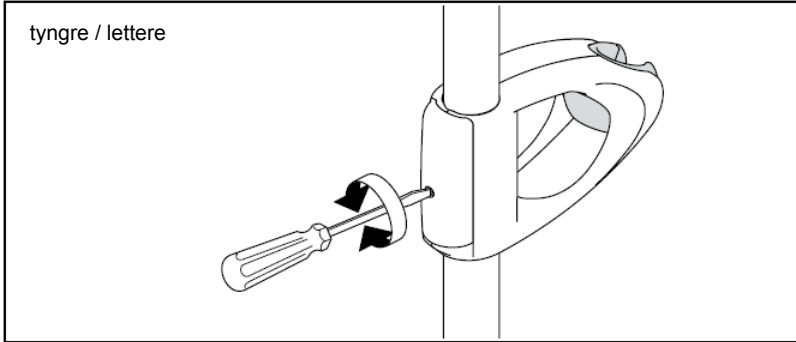


**4**

Ved hjælp af den excentriske bøsning kan evt. skævheder i borehullerne udlignes.

**5****6**

\* Silikone (eddikesyre-fri)



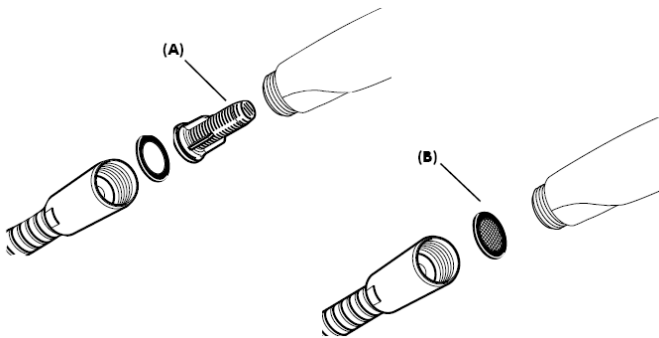
Hansgrohe etgrebsarmaturer kan anvendes i forbindelse med hydraulisk- og termiskstyrede gennemstrømningsvandvarmere ved et vandtryk på 0,15 MPa.

### Montering

Den vedlagte smudsfangssi (A) skal indsættes i håndbruseren for at undgå snavs fra rørsystemet. Indskyllet snavs kan have indflydelse på bruserens funktion og/eller føre til beskadigelser på håndbruserens funktionsdele.

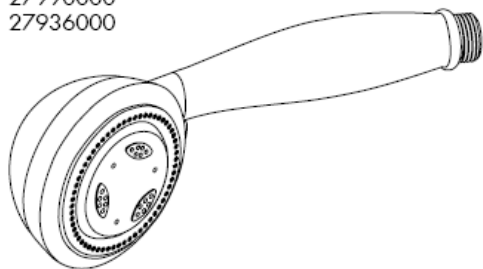
Den vedlagte filterindsats (A) skal monteres for at sikre en normal vandgennemstrømning og for at forhindre at der kommer smuds i håndbruseren fra rørsystemet. Ønskes en større vandgennemstrømning skal filterindsatsen (A) erstattes med en smudsfangsi (B).

Snavs der er kommet ind i håndbruseren kan skade funktionsdelene i håndbruseren, og Hansgrohes garanti gælder ikke for skader der er opstået på denne måde.



**Mistral /Unica'D /Talis S Combi**  
27067000

**Mistral/Unica'D**  
27990000  
27936000



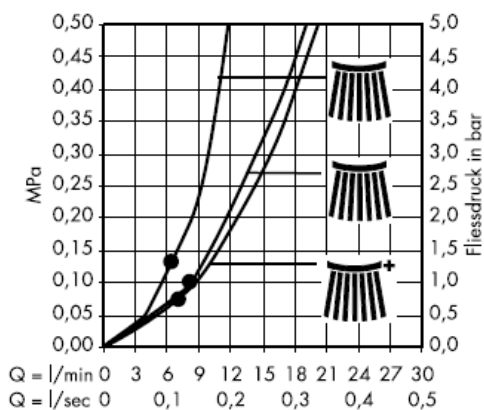
Normalstråle



Massagebrus



Softstråle



Fra • er funktionen anvendelig.

### Mistral 3/Unica'D

27788000

27789000



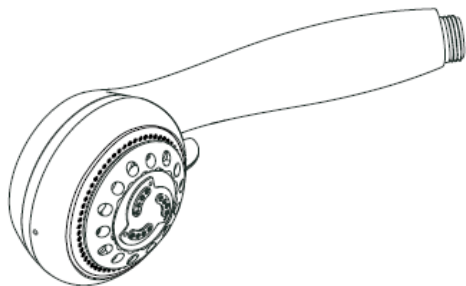
Normalstråle



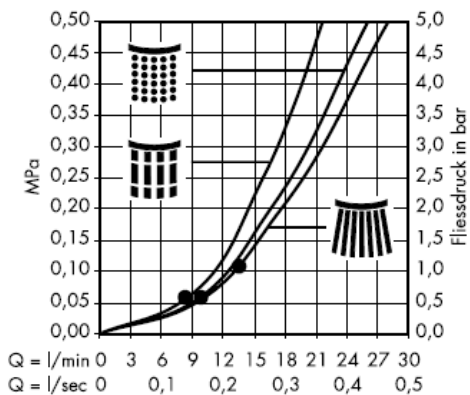
Massagebrus



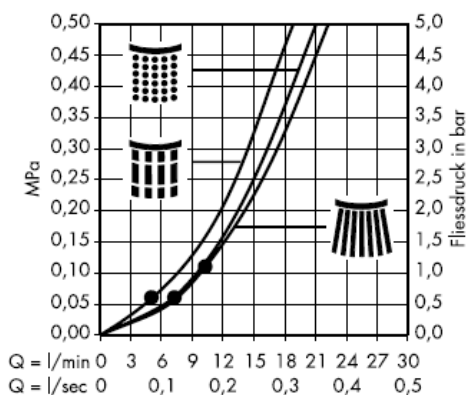
Softstråle



Med filterindsats (A)



Med smudsfangsi (B)





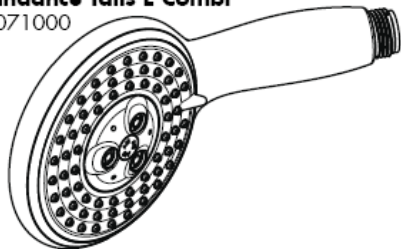
### Raindance E 100 Set

27881000

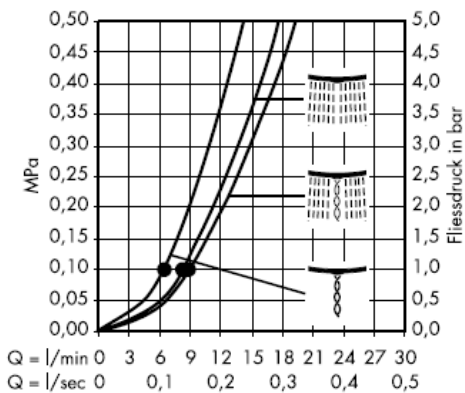
27883000

### Raindance Talis E Combi

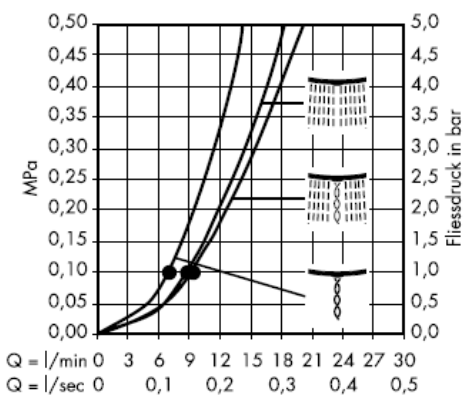
27071000



Med filterindsats(A)



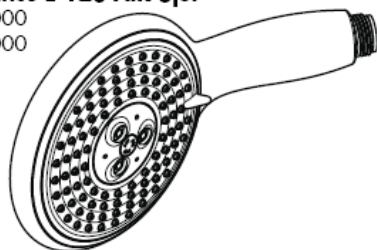
Med smudsfangsi (B)



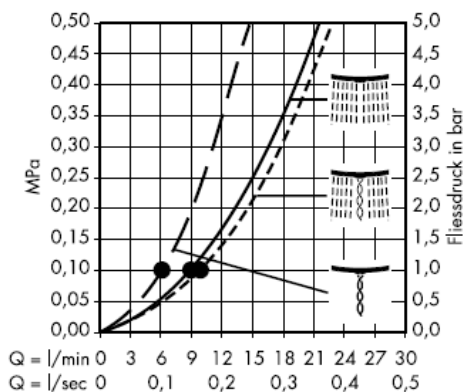
## Raindance E 120 AIR 3jet

27885000

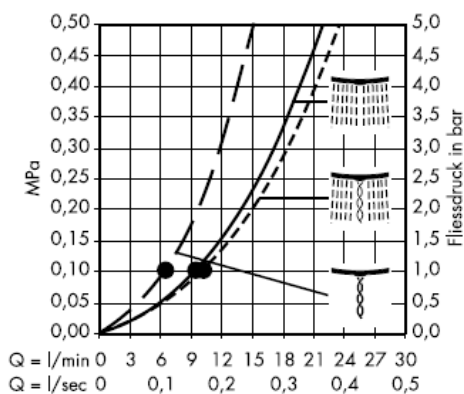
27887000



Med filterindsats(A)



Med smudsfangsi (B)



Fra • er funktionen anvendelig.

---

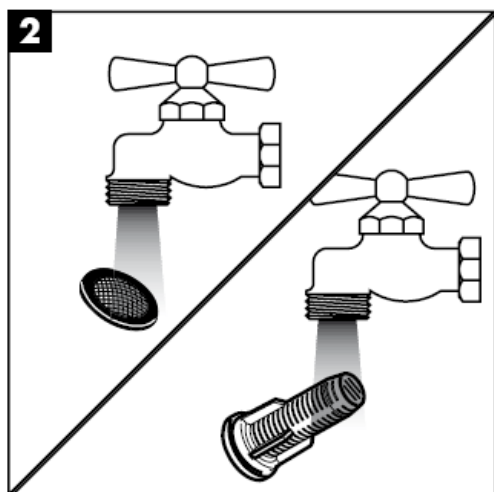
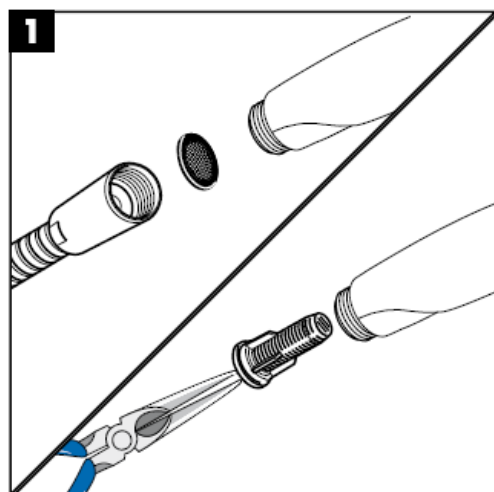
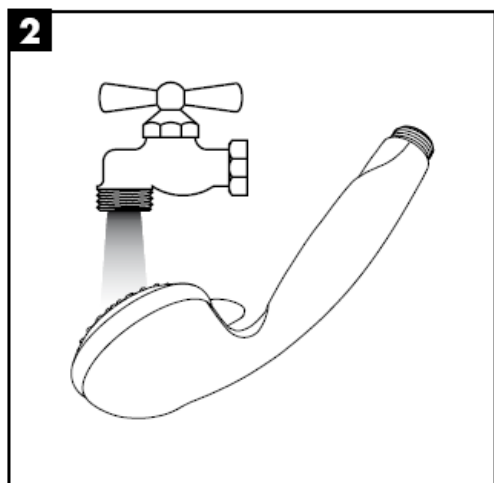
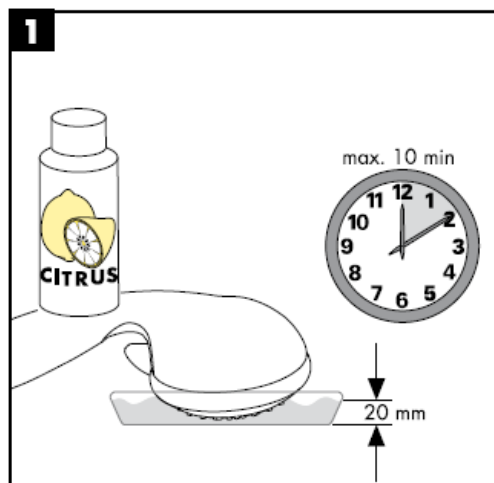
### Tekniske data

Driftstryk: max. 0,6 MPa  
Anbefalet driftstryk: 0,1 – 0,4 MPa  
(1 MPa = 10 bar = 147 PSI)  
Temperatur warm water: max. 60° C

### Godkendelse

	DVGW	P-IX	SVGW	ACS	NF	WRAS	KIWA
27067000							
27071000							
27788000				X			
27789000							
27881000							
27883000				X			
27885000							
27887000				X			
27930XXX				X			
27933XXX				X			
27934000							
27936000				X			
27938000							
27990000							

## Rengøring



## Rengøring

---

Enkel rengøring: Det er let at fjerne kalkaflejringer fra stråledyserne.



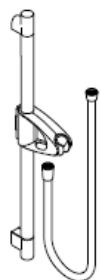
**hansgrohe**

Hansgrohe · Postfach 1145 · D-77761 Schiltach · Telefon +49 (0) 78 36/51-1282 · Telefax +49 (0) 7836/511440  
E-Mail: [info@hansgrohe.com](mailto:info@hansgrohe.com) · Internet: [www.hansgrohe.com](http://www.hansgrohe.com)

02/2009  
9.05719.01  
Dansk



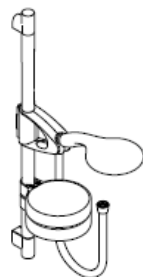
# Manual de Instalación



**Unica'D**  
27930XXX  
27933XXX



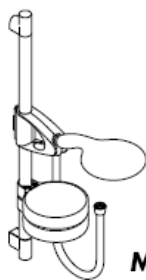
**Unica'D**  
27938000  
27934000



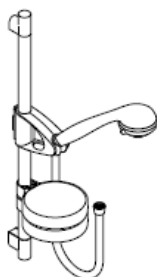
**Raindance  
E 100 Set**  
27881000  
27883000



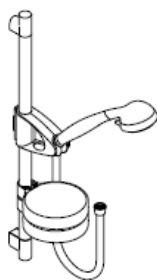
**Raindance  
Talis E Combi**  
27071000



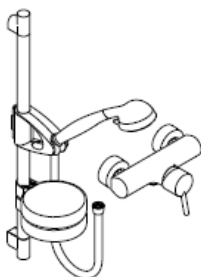
**Raindance  
E 120 Set**  
27885000  
27887000



**Mistral 3/Unica'D**  
27788000  
27789000



**Mistral/Unica'D**  
27990000  
27936000



**Mistral /Unica'D  
/Talis S Combi**  
27067000

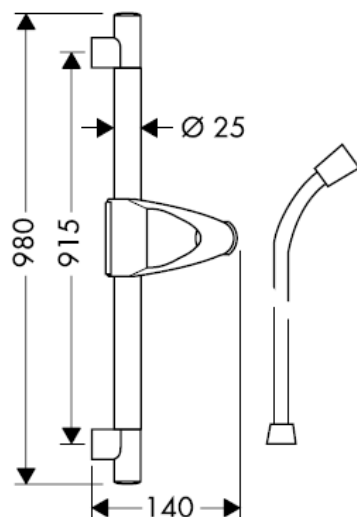
**hangrohe**



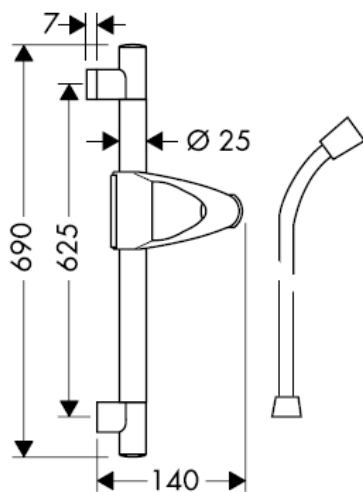
O bom funcionamento é apenas garantido em combinação com chuveiros de mão e tubos flexíveis Hansgrohe.  
Os tubos flexíveis são apenas adequados para uma ligação do chuveiro à misturadora. Nunca instale uma válvula de corte entre a misturadora e o tubo flexível.



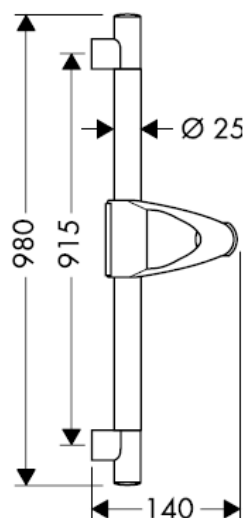
**Unica'D 27930XXX**



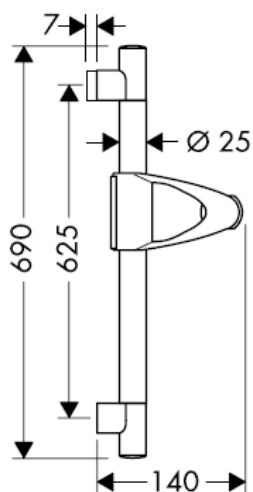
**Unica'D 27933XXX**



**Unica'D 27938000**

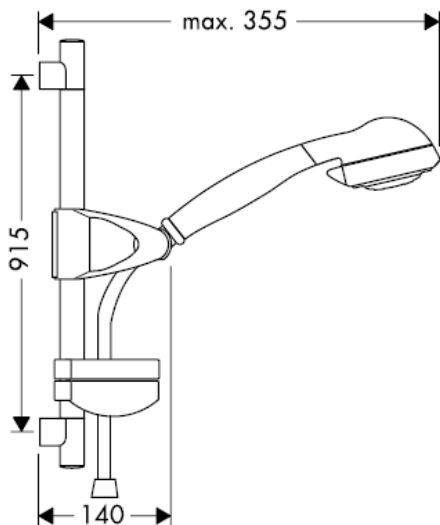


**Unica'D 27934000**

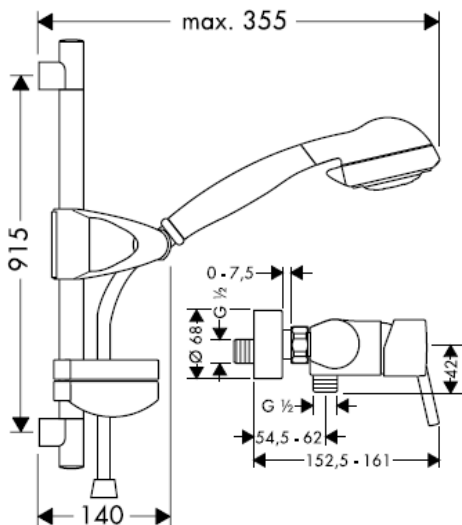


A barra do chuveiro 27933XXX/27938000/27934000 destina-se, única e exclusivamente, à exportação e não está disponível para o mercado alemão!

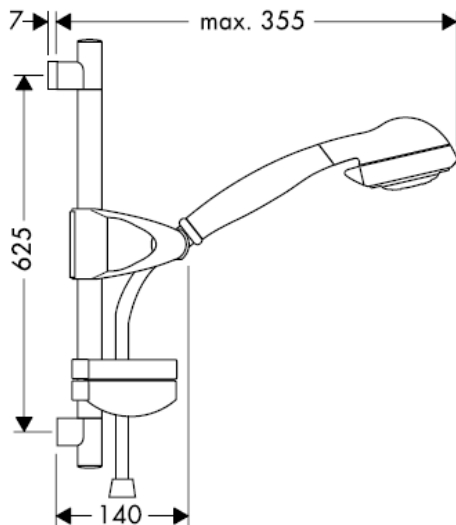
**Mistral/Unica'D 27990000**



**Mistral /Unica'D /Talis S Combi 27067000**

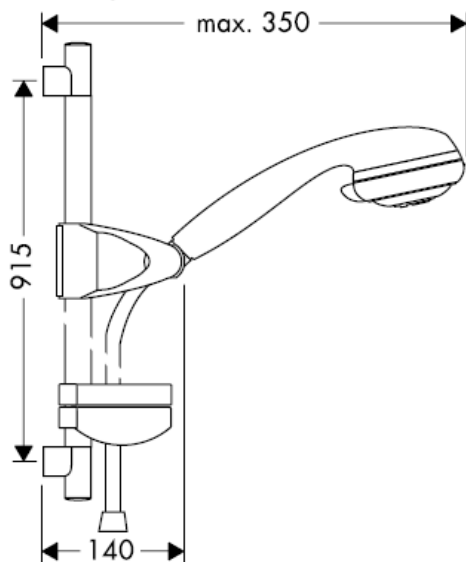


**Mistral/Unica'D 27936000**

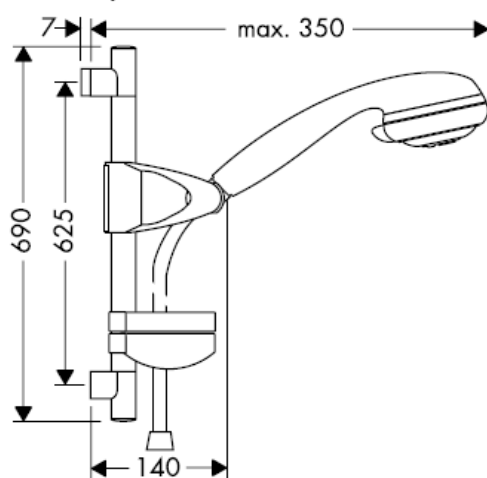


A barra do chuveiro 27936000 destina-se, única e exclusivamente, à exportação e não está disponível para o mercado alemão!

**Mistral 3/Unica'D 27789000**

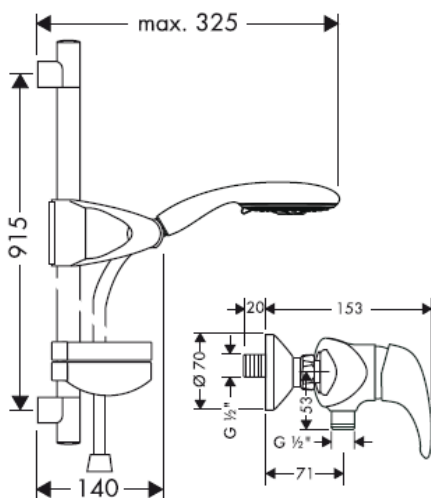


**Mistral 3/Unica'D 27788000**

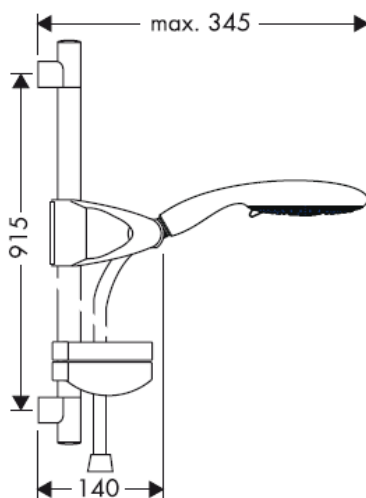


A barra do chuveiro 27788000 destina-se, única e exclusivamente, à exportação e não está disponível para o mercado alemão!

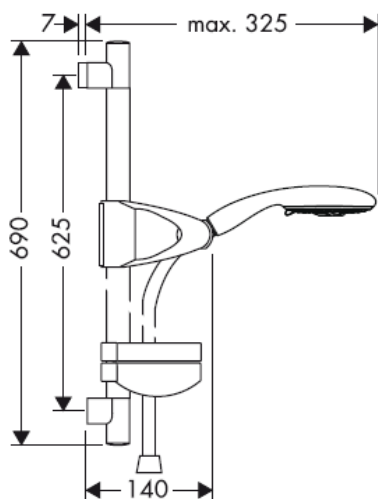
**Raindance E 100 Set 27881000**  
**Raindance Talis E Combi 27071000**



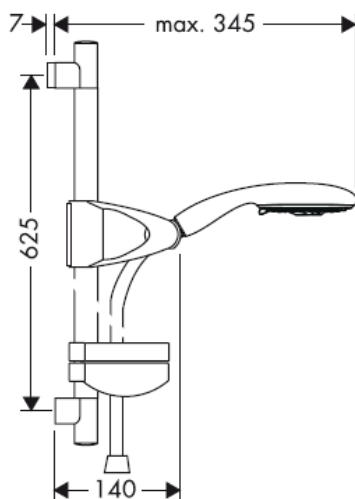
**Raindance E 120 Set 27885000**



**Raindance E 100 Set 27883000**



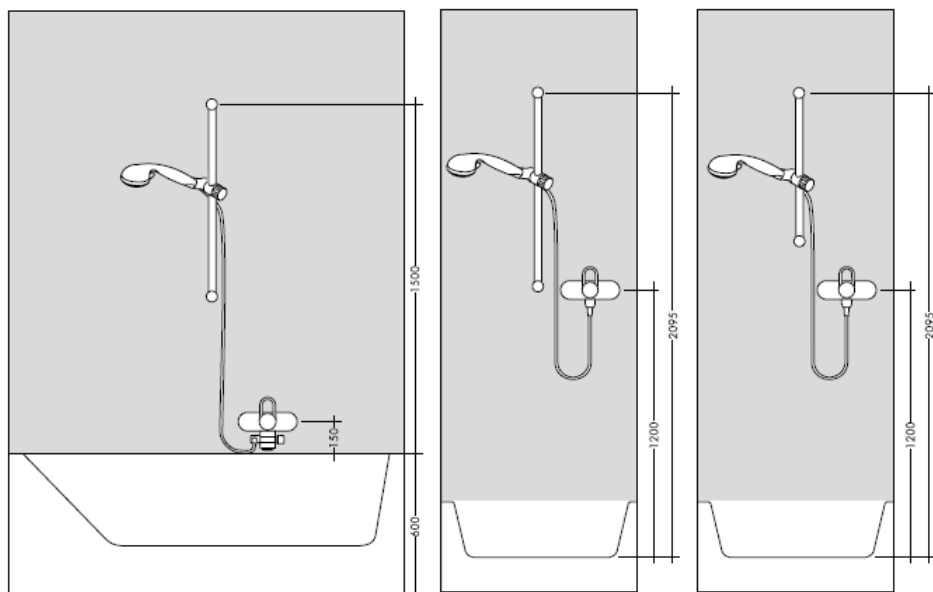
**Raindance E 120 Set 27887000**

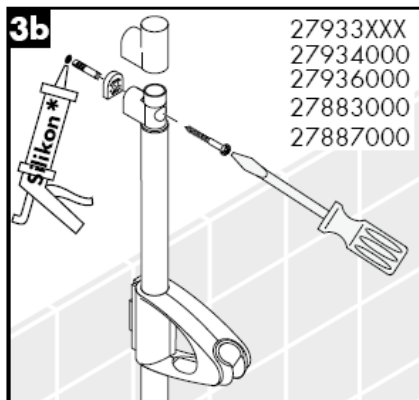
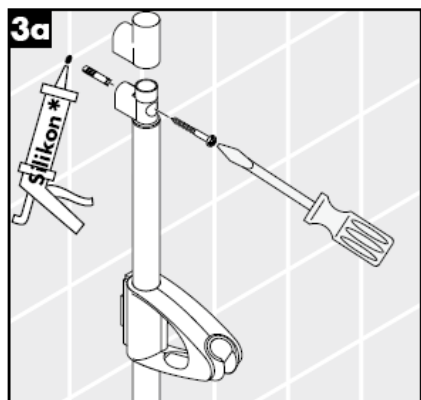
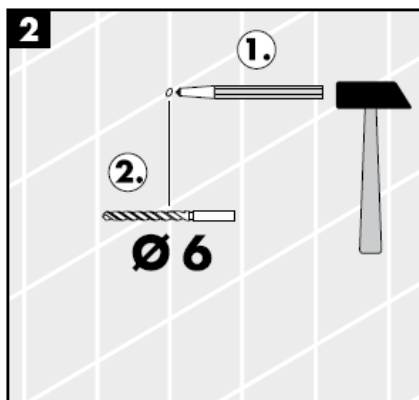
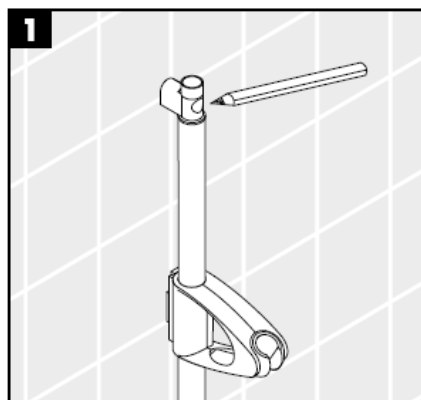


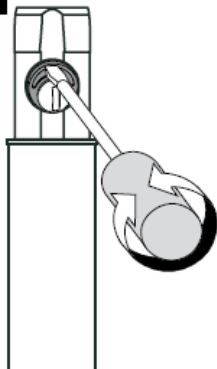
A barra do chuveiro 27881000/27883000 destina-se, única e exclusivamente, à exportação e não está disponível para o mercado alemão!

Durante a montagem do produto por técnicos qualificados, deve ter-se em atenção que a superfície de fixação seja plana em toda a área da fixação (sem juntas sobrepostas/salientes ou ladrilhos deslocados), que o dispositivo de montagem na parede seja adequado para uma montagem na parede e que este não apresente nenhuns pontos fracos. Os parafusos e buchas incluídos no volume de fornecimento são apenas adequados para betão. Para outros métodos de montagem na parede devem ser respeitadas as indicações do fabricante das buchas.

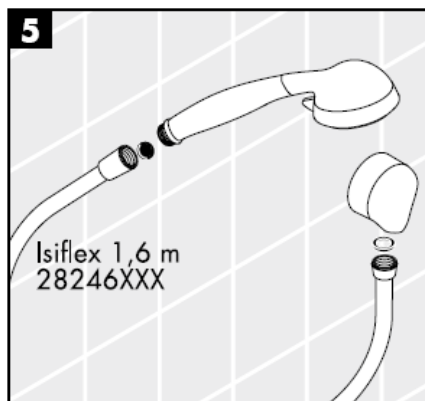
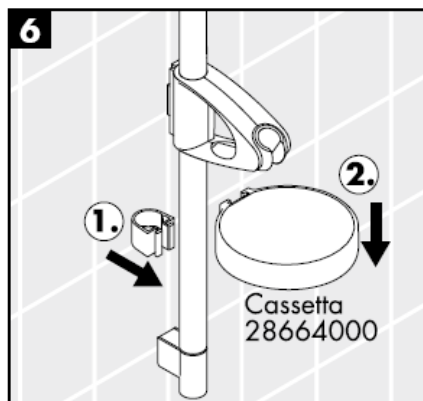
Se possível adaptar às medidas dos azulejos.



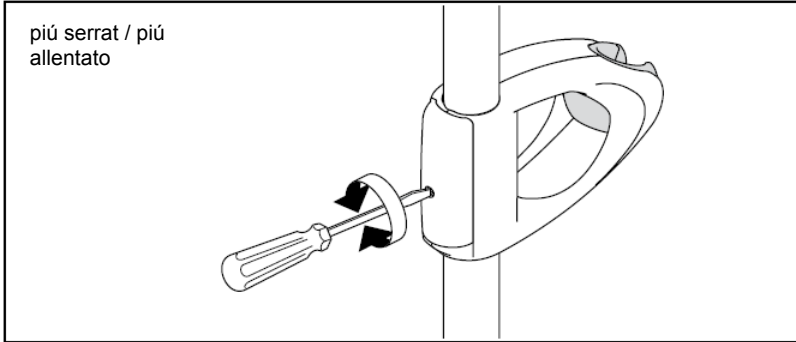


**4**

Com o encaixe excêntrico é possível compensar a tolerância da furação.

**5****6**

\* Silicone (sem ácido acético)



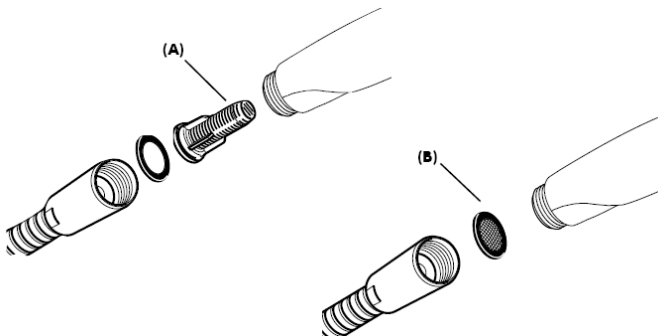
As misturadoras monocomando Hansgrohe podem ser utilizadas com esquentadores (de controlo térmico ou hidráulico) desde que a pressão de utilização seja, no mínimo, de 0,15 MPa.

### Montagem

O filtro (A) de rede deve ser colocado para proteger o chuveiro de mão de areias e resíduos provenientes da tubagem. Resíduos e areias podem danificar componentes, ou provocar mau funcionamento do chuveiro de mão; as avarias assim provocadas anulam a nossa responsabilidade e anulam a nossa garantia.

O filtro de inserção (A) deve ser utilizado para assegurar um caudal standart e para proteger o chuveiro de mão de areias e resíduos provenientes da tubagem. Se quiser um caudal maior, deve usar o filtro de junção (B) em vez do filtro de inserção (A).

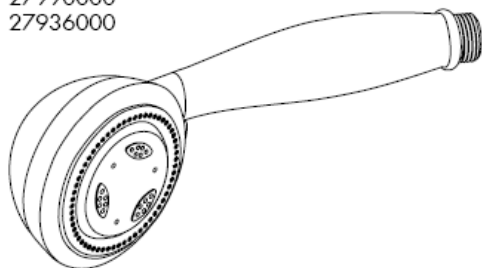
Resíduos e areias podem danificar componentes ou provocar o mau funcionamento do chuveiro; as avarias assim provocadas anulam a responsabilidade e garantia Hansgrohe.





**Mistral /Unica'D /Talis S Combi**  
27067000

**Mistral/Unica'D**  
27990000  
27936000



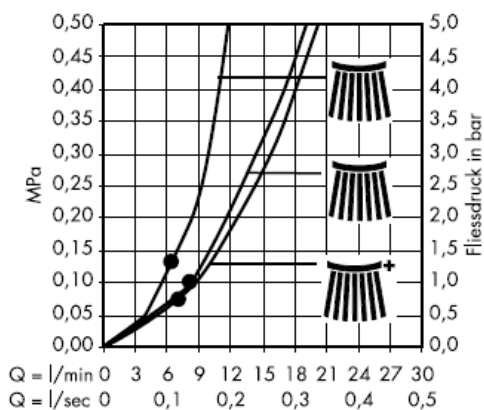
operação  
normal



operação  
massagem



operação soft



• A partir deste ponto inicia-se o funcionamento correcto.

### Mistral 3/Unica'D

27788000

27789000



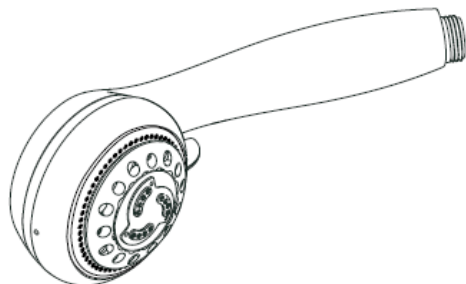
operação normal



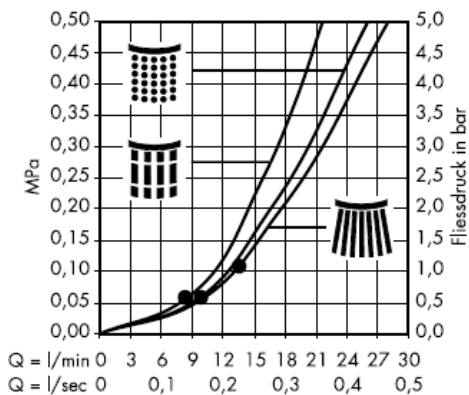
operação massagem



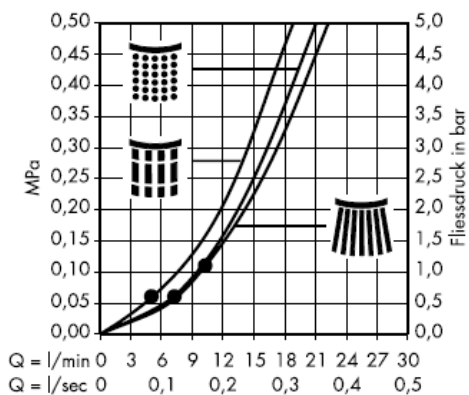
operação soft



Com o filtro (A)



Com o filtro de junção (B)



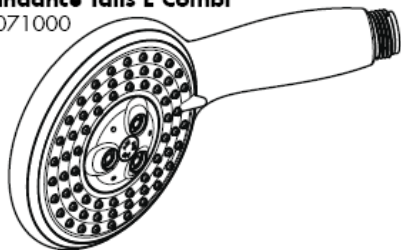
## Raindance E 100 Set

27881000

27883000

## Raindance Talis E Combi

27071000



Com o filtro(A)



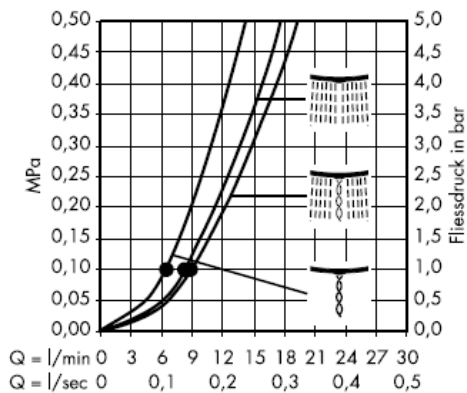
Rain AIR



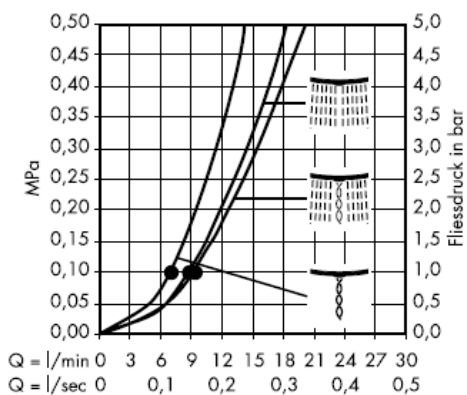
Balance AIR



Whirl AIR



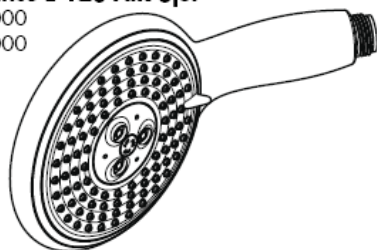
Com o filtro de junção (B)



### Raindance E 120 AIR 3jet

27885000

27887000



Com o filtro(A)



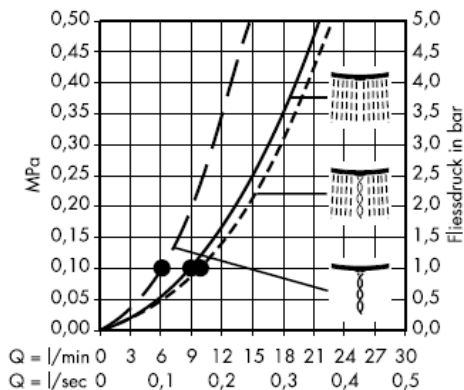
Rain AIR



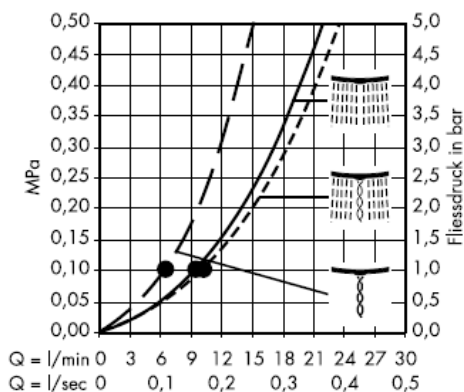
Balance AIR



Whirl AIR



Com o filtro de junção (B)



• A partir deste ponto inicia-se o funcionamento correcto.

---

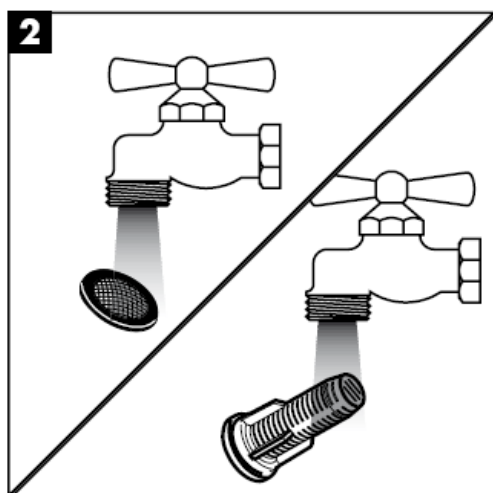
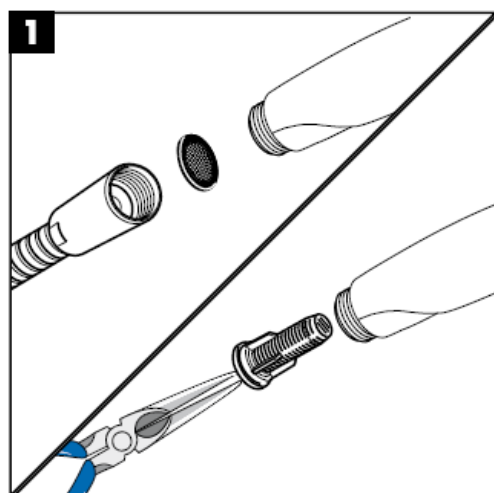
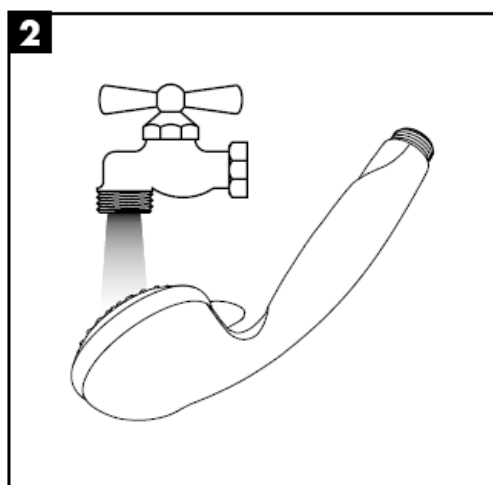
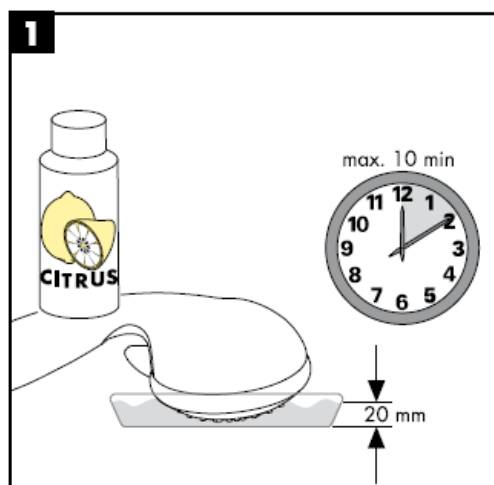
### Dados Técnicos

Pressão de funcionamento: max. 0,6 MPa  
Pressão de func. recomendada: 0,1 – 0,4 MPa  
(1 MPa = 10 bar = 147 PSI)  
Temperatura da água quente: max. 60° C

### Marca de controlo

	DVGW	P-IX	SVGW	ACS	NF	WRAS	KIWA
27067000							
27071000							
27788000				X			
27789000							
27881000							
27883000				X			
27885000							
27887000				X			
27930XXX				X			
27933XXX				X			
27934000							
27936000				X			
27938000							
27990000							

Instruções de Limpeza



## Limpeza

---

Simplemente limpo: o calcário pode ser simplesmente retirado das saliências através de fricção.



**hansgrohe**

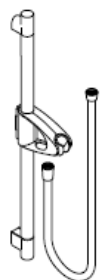
Hansgrohe · Postfach 1145 · D-77761 Schiltach · Telefon +49 (0) 78 36/51-1282 · Telefax +49 (0) 7836/511440  
E-Mail: [info@hansgrohe.com](mailto:info@hansgrohe.com) · Internet: [www.hansgrohe.com](http://www.hansgrohe.com)

02/2009  
9.05719.01  
Português





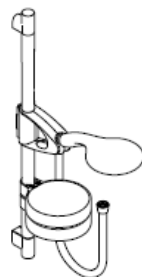
# Instrukcja montażu



**Unica'D**  
27930XXX  
27933XXX



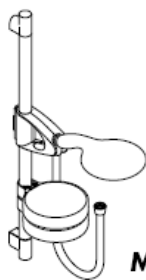
**Unica'D**  
27938000  
27934000



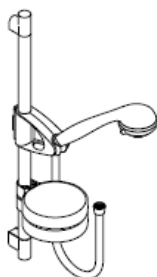
**Raindance  
E 100 Set**  
27881000  
27883000



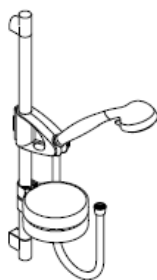
**Raindance  
Talis E Combi**  
27071000



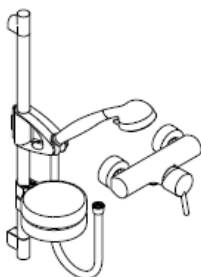
**Raindance  
E 120 Set**  
27885000  
27887000



**Mistral 3/Unica'D**  
27788000  
27789000



**Mistral/Unica'D**  
27990000  
27936000



**Mistral /Unica'D  
/Talis S Combi**  
27067000

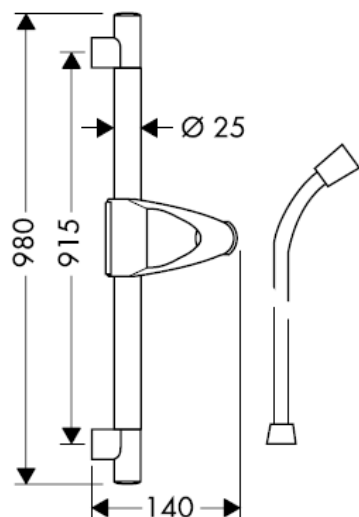
**hansgrohe**



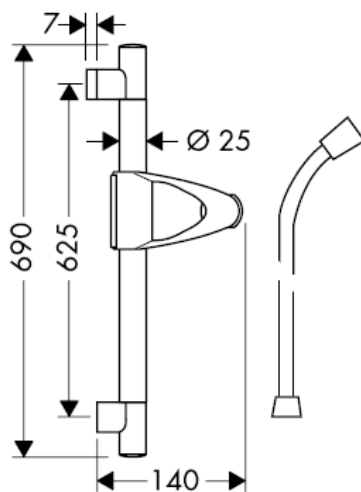
Optymalne działanie gwarantuje się tylko w odniesieniu do pryszniców ręcznych i węży prysznicowych Hansgrohe.

Węże prysznicowe przeznaczone są do podłączenia tylko z armaturą. Blokada za wężem w kierunku przepływu jest niedopuszczalna.

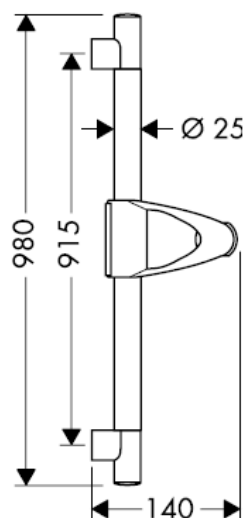
**Unica'D 27930XXX**



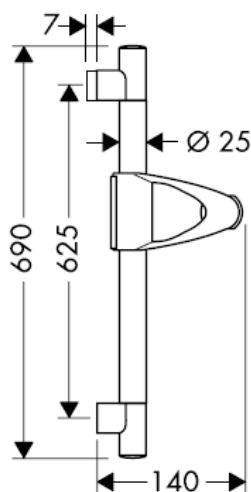
**Unica'D 27933XXX**



**Unica'D 27938000**

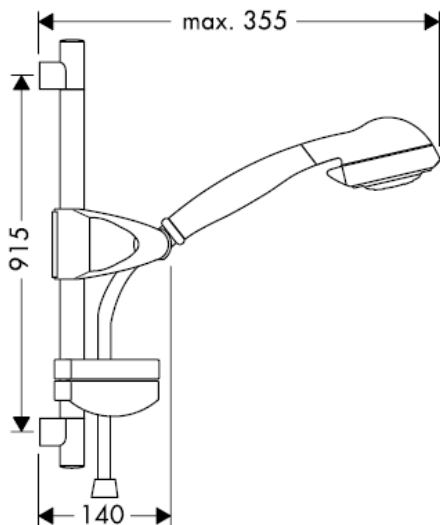


**Unica'D 27934000**

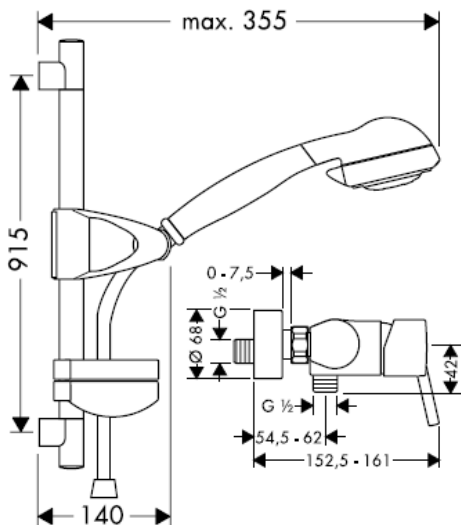


Drażek prysznica 27933XXX/27938000/27934000 przeznaczony jest wyłącznie na eksport i dlatego w Niemczech jest niedostępny!

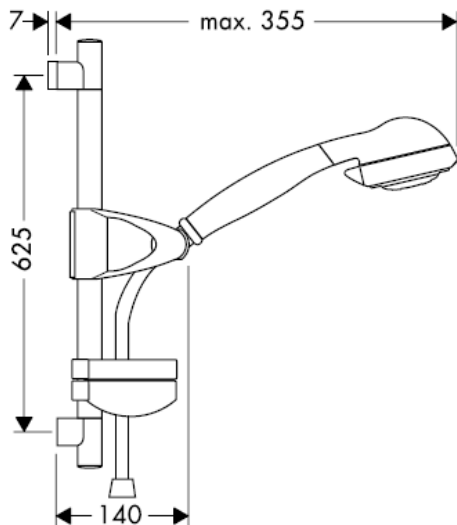
**Mistral/Unica'D 27990000**



**Mistral /Unica'D /Talis S Combi 27067000**

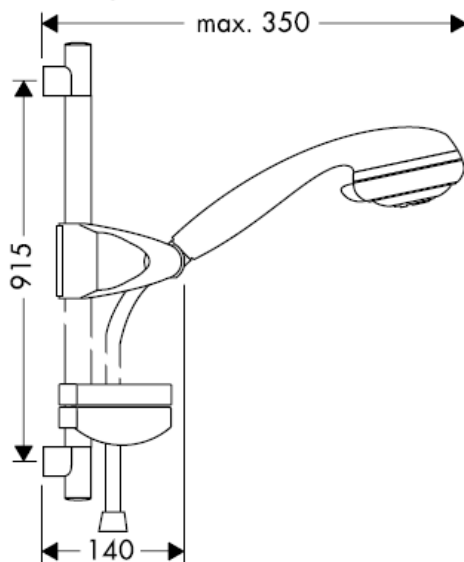


**Mistral/Unica'D 27936000**

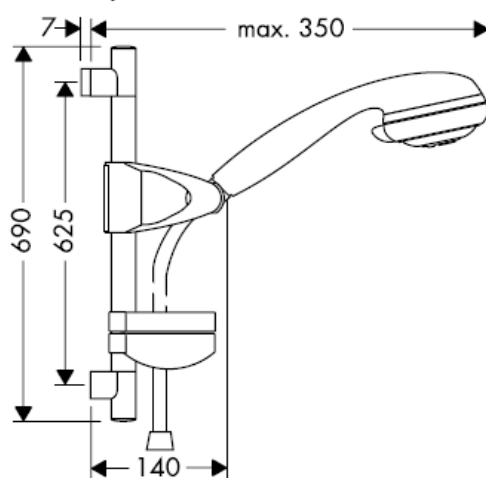


Drażek prysznica 27936000 przeznaczony jest wyłącznie na eksport i dlatego w Niemczech jest niedostępny!

**Mistral 3/Unica'D 27789000**

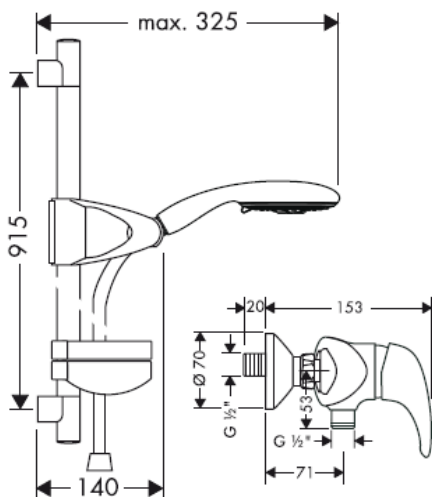


**Mistral 3/Unica'D 27788000**

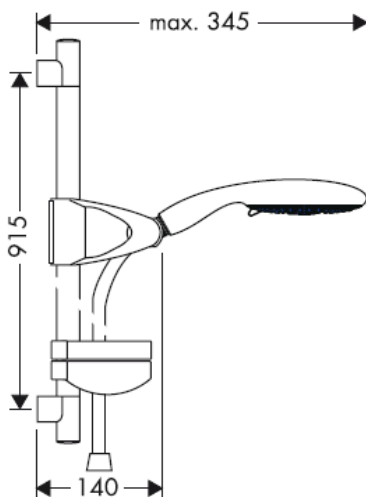


Drażek prysznic 27788000 przeznaczony jest wyłącznie na eksport i dlatego w Niemczech jest niedostępny!

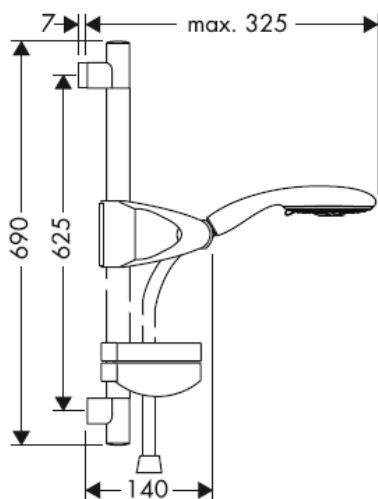
**Raindance E 100 Set 27881000**  
**Raindance Talis E Combi 27071000**



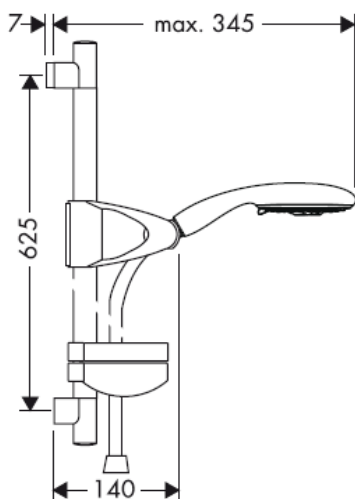
**Raindance E 120 Set 27885000**



**Raindance E 100 Set 27883000**



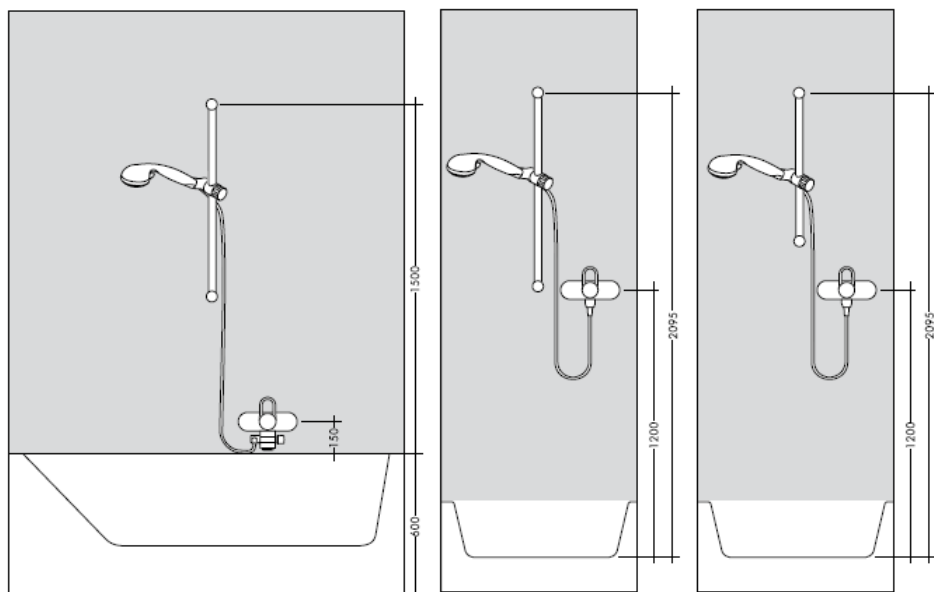
**Raindance E 120 Set 27887000**

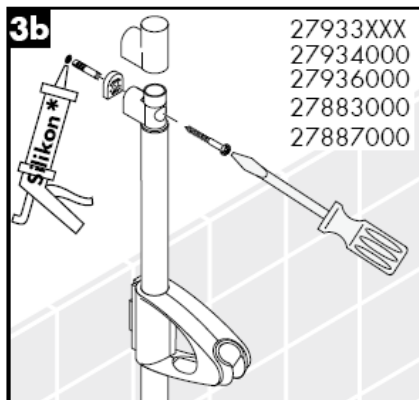
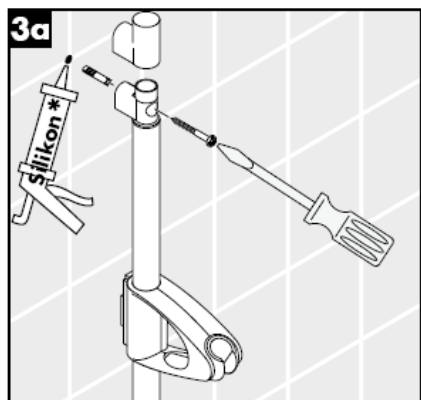
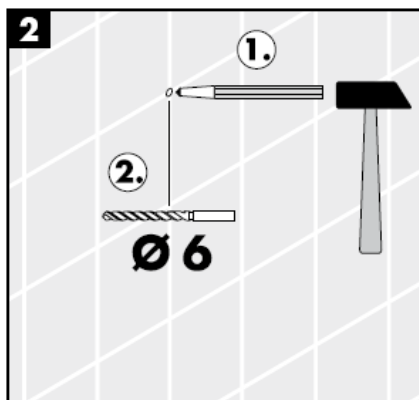
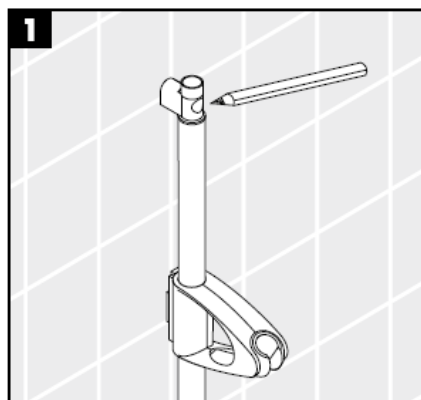


Drażek prysznica 27881000/27883000 przeznaczony jest wyłącznie na eksport i dlatego w Niemczech jest niedostępny!

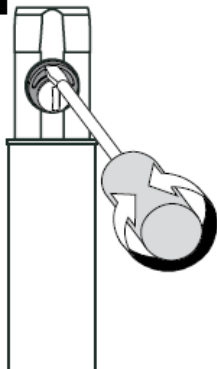
Przy montażu produktu przez wykwalifikowany personel fachowy należy zważyć na to, by powierzchnia mocowania była równa (by nie było szczelin wzgl. wzajemnie przesuniętych płytek), rodzaj ściany nadawał się do montażu produktu i zwłaszcza, by nie było żadnych słabych stron. Umieszczone w dostawie śruby i kołki rozporowe są przeznaczone tylko do betonu. Przy innych rodzajach montażu ściannowego należy przestrzegać danych producenta kołków rozporowych.

Wymiary należy możliwie dopasować do układu płytek ceramicznych na ścianie.

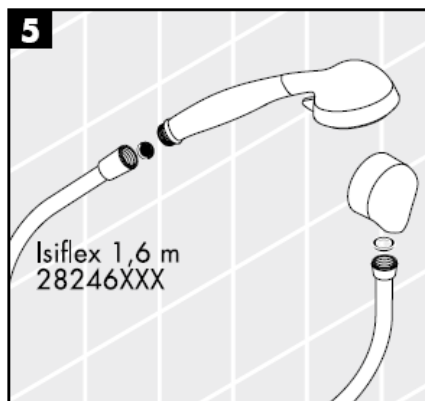
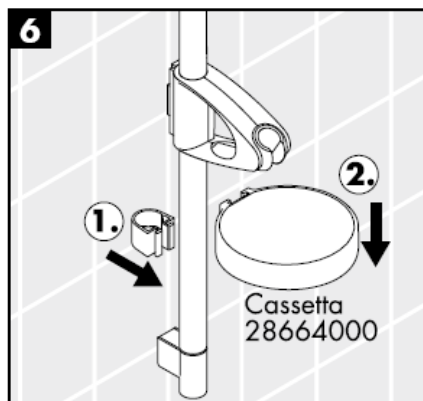




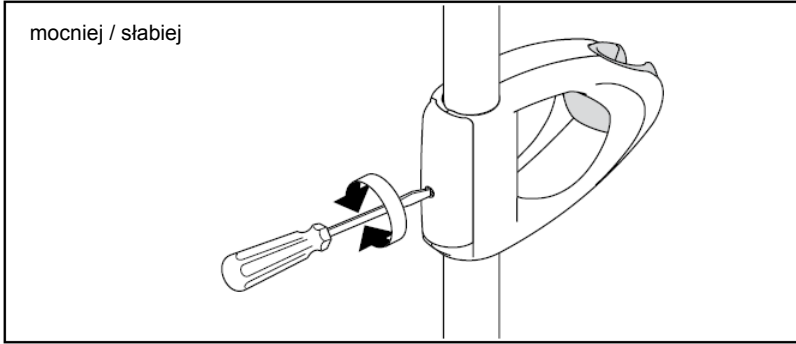


**4**

Za pomocą tulei mimośrodowej można łatwo wyrównać tolerancje otworów.

**5****6**

\* Silikon (neutralny)

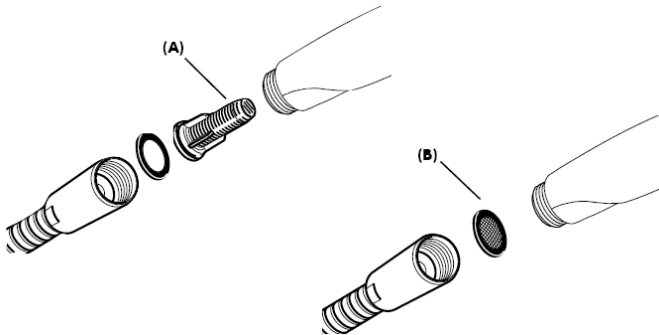


Mieszacze jednouchwytowe Hansgrohe mogą być stosowane w połączeniu z przepływowymi podgrzewaczami wody, sterowanymi hydraulicznie i termicznie, gdy ciśnienie wody wynosi co najmniej 0,15 MPa.

## Montaż

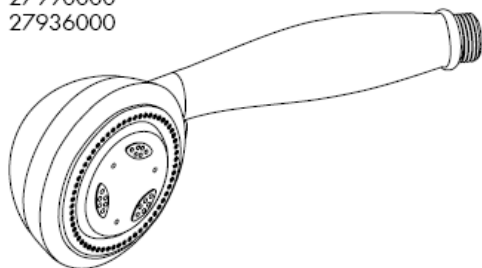
Znajdujące się w opakowaniu sitko (A) musi zostać zainstalowane, aby skutecznie usuwać zanieczyszczenia znajdujące się w sieci instalacyjnej. Zanieczyszczenia te mogą mieć ujemny wpływ na działanie i/lub spowodować uszkodzenie elementów prysznica ręcznego. W takich przypadkach firma Hansgrohe nie ponosi odpowiedzialności za powstałe szkody.

Należy zamontować znajdującą się w opakowaniu wkładkę filtra (A), aby zapewnić przepisowy przepływ przez prysznic ręczny i zapobiec przedostawaniu się zanieczyszczeń z instalacji sieciowej. Jeżeli pożądany jest większy przepływ wody, wówczas należy zamiast wkładki filtra (A) użyć uszczelki z sitkiem (B). Przedostające się zanieczyszczenia mogą mieć negatywny wpływ na działanie i/lub prowadzić do usterek w działaniu elementów prysznica ręcznego. Za powstałe z tego tytułu szkody firma Hansgrohe nie ponosi odpowiedzialności.



**Mistral /Unica'D /Talis S Combi**  
27067000

**Mistral/Unica'D**  
27990000  
27936000



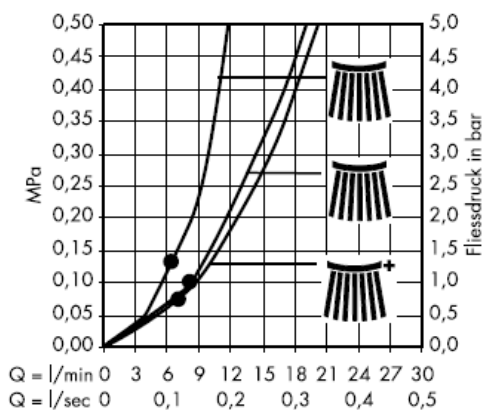
Strumień normalny



Strumień masujący



Strumień miękki



Od • możliwe jest funkcjonowanie.

### Mistral 3/Unica'D

27788000

27789000



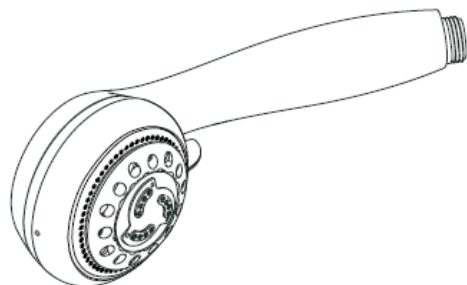
Strumień normalny



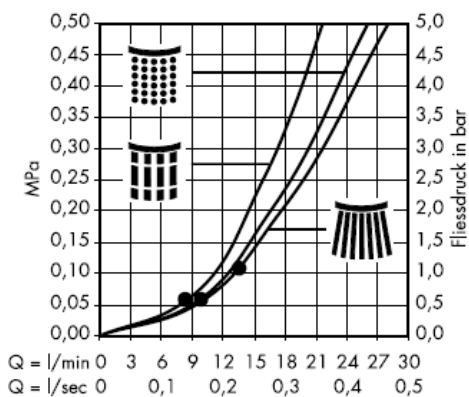
Strumień masujący



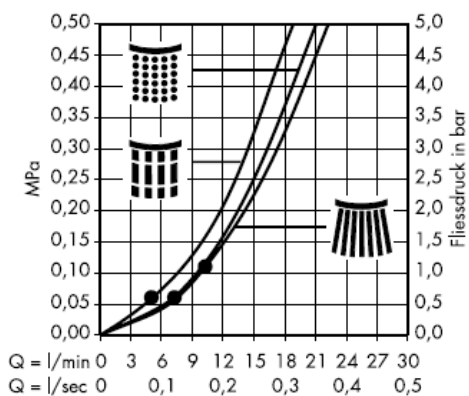
Strumień miękki



Z wkładką filtra (A)



Z uszczelką z sitkiem (B)



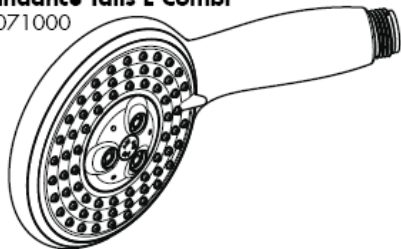
## Raindance E 100 Set

27881000

27883000

## Raindance Talis E Combi

27071000



Z wkładką filtra(A)



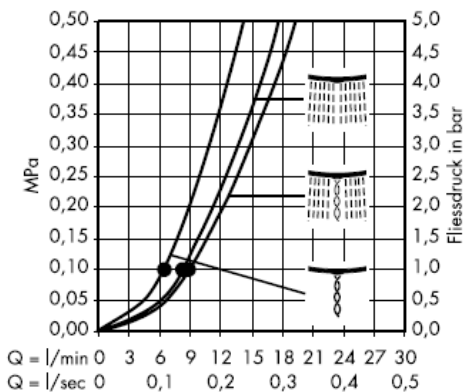
Rain AIR



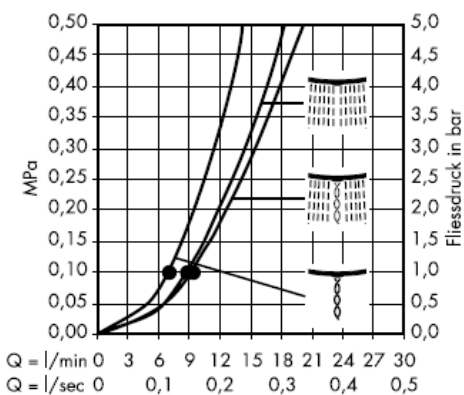
Balance AIR



Whirl AIR



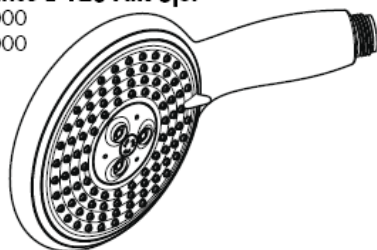
Z uszczelką z sitkiem (B)



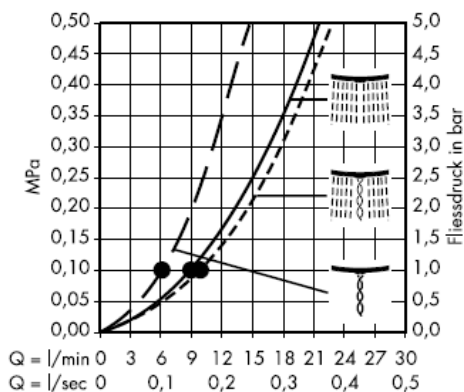
## Raindance E 120 AIR 3jet

27885000

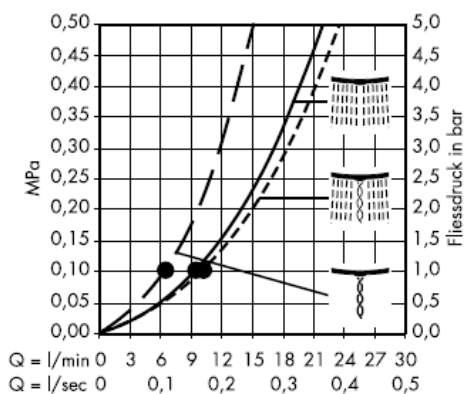
27887000



Z wkładką filtra(A)



Z uszczelką z sitkiem (B)



Od • możliwe jest funkcjonowanie.

---

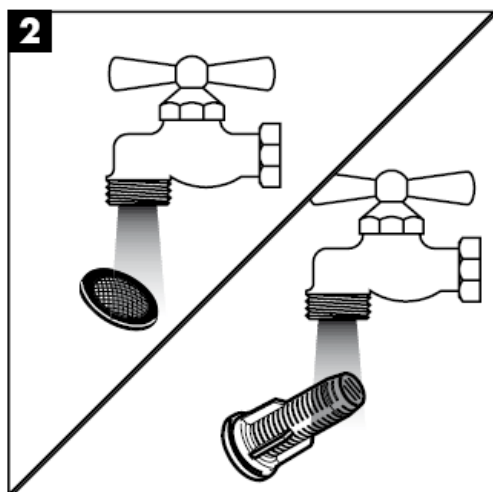
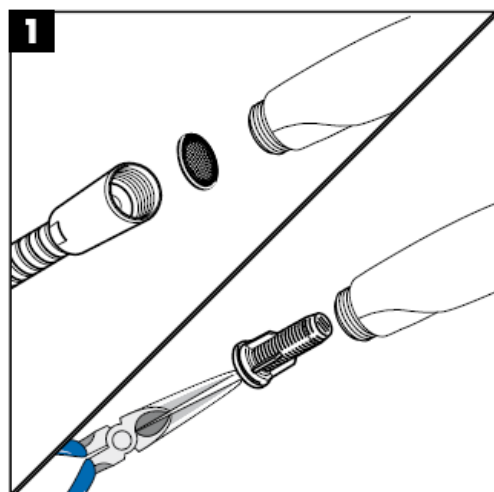
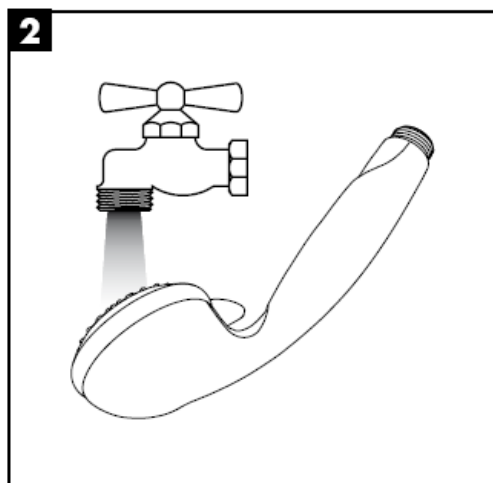
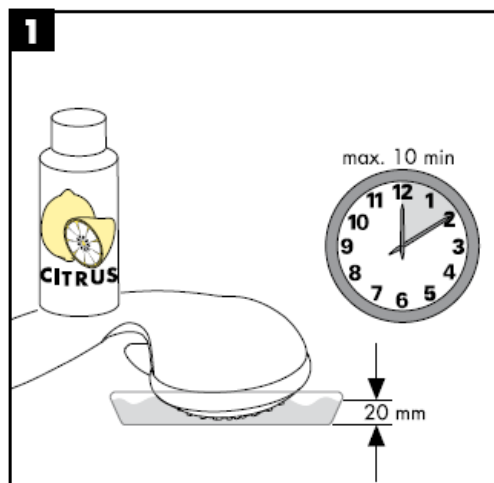
### Dane techniczne

Ciśnienie robocze: max. 0,6 MPa  
Zalecane ciśnienie robocze: 0,1 – 0,4 MPa  
(1 MPa = 10 bary = 147 PSI)  
Temperatura wody gorącej: max. 60° C

### Znak jakości

	DVGW	P-IX	SVGW	ACS	NF	WRAS	KIWA
27067000							
27071000							
27788000				X			
27789000							
27881000							
27883000				X			
27885000							
27887000				X			
27930XXX				X			
27933XXX				X			
27934000							
27936000				X			
27938000							
27990000							

Instrukcja pielęgnacji





## Czyszczenie

---

Po prostu czysto: Pęczki można całkiem łatwo oczyścić z kamienia.



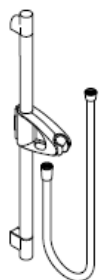
**hansgrohe**

Hansgrohe · Postfach 1145 · D-77761 Schiltach · Telefon +49 (0) 78 36/51-1282 · Telefax +49 (0) 7836/511440  
E-Mail: [info@hansgrohe.com](mailto:info@hansgrohe.com) · Internet: [www.hansgrohe.com](http://www.hansgrohe.com)

02/2009  
9.05719.01  
Polski



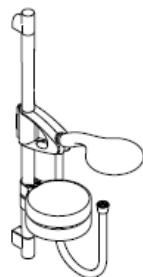
# Montážní návod



**Unica'D**  
27930XXX  
27933XXX



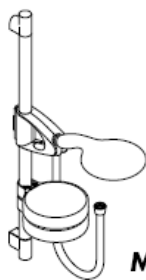
**Unica'D**  
27938000  
27934000



**Raindance**  
**E 100 Set**  
27881000  
27883000



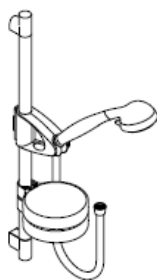
**Raindance**  
**Talis E Combi**  
27071000



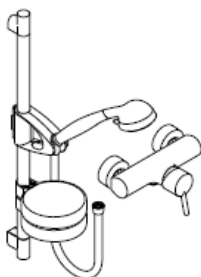
**Raindance**  
**E 120 Set**  
27885000  
27887000



**Mistral 3/Unica'D**  
27788000  
27789000



**Mistral/Unica'D**  
27990000  
27936000



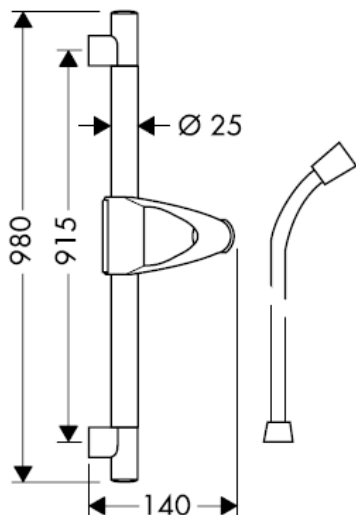
**Mistral /Unica'D**  
**/Talis S Combi**  
27067000

**hansgrohe**

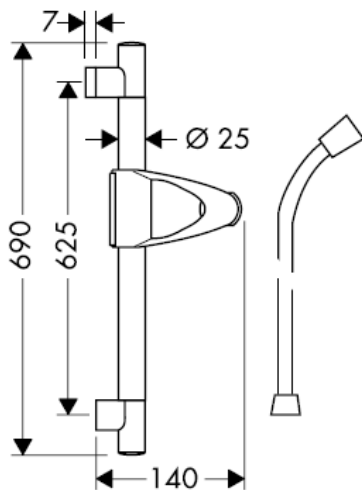


Optimální funkce je zaručena pouze s ručními sprchami a sprchovými hadicemi Hansgrohe. Sprchové hadice jsou vhodné pouze pro napojení sprch na armatury. Řazení uzavíracího ventilu za hadici po směru toku je nepřipustné!

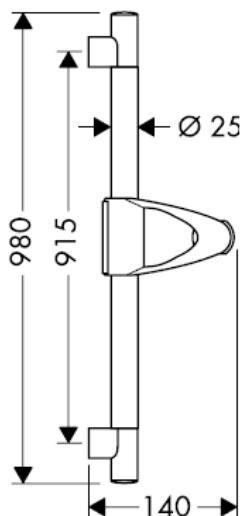
**Unica'D 27930XXX**



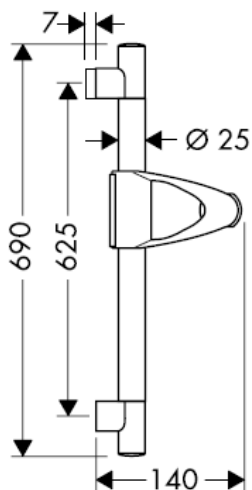
**Unica'D 27933XXX**



**Unica'D 27938000**

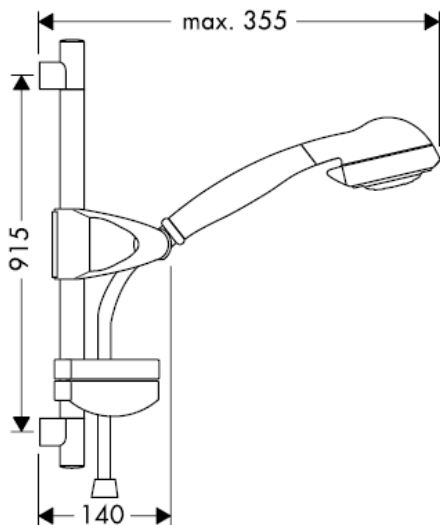


**Unica'D 27934000**

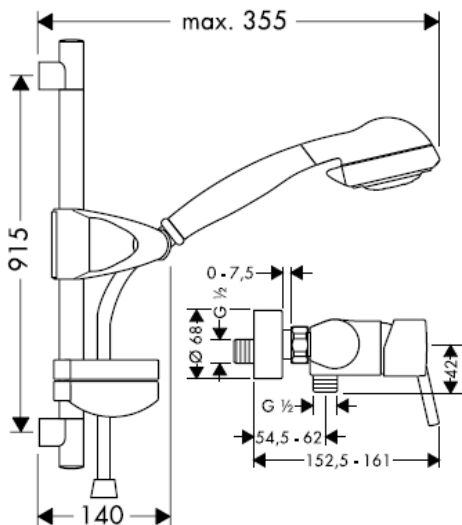


Tyč sprchy 27933XXX/27938000/27934000 je určená výhradně pro export a není ji možno v Německu obdržet!

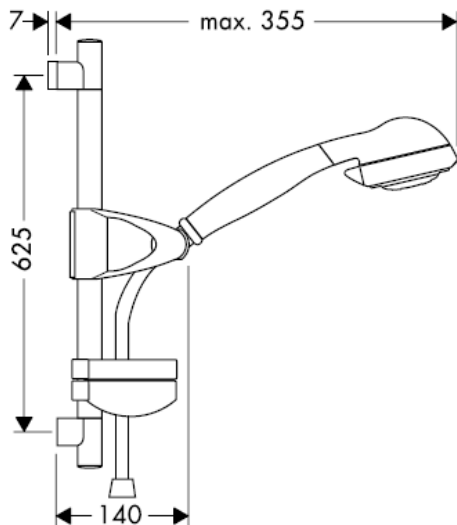
**Mistral/Unica'D 27990000**



**Mistral /Unica'D /Talis S Combi 27067000**

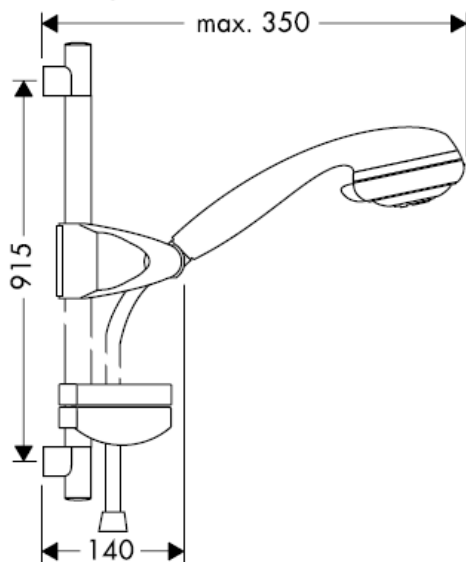


**Mistral/Unica'D 27936000**

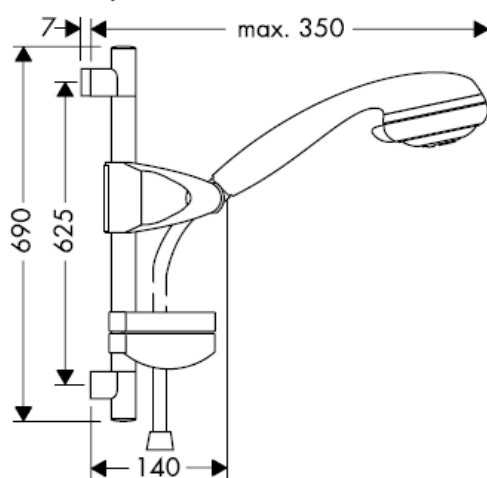


Tyč sprchy 27936000 je určená výhradně pro export a není ji možno v Německu obdržet!

**Mistral 3/Unica'D 27789000**

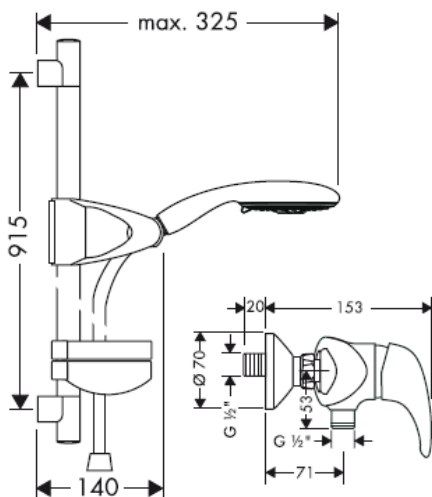


**Mistral 3/Unica'D 27788000**

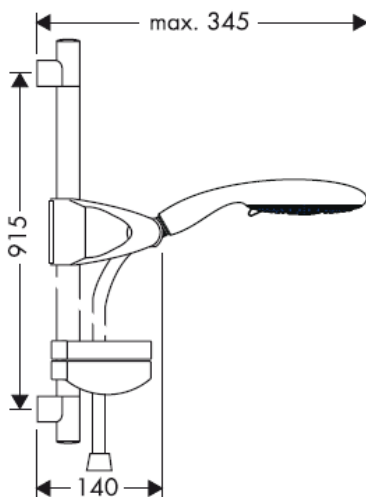


Tyč sprchy 27788000 je určená výhradně pro export a není ji možno v Německu obdržet!

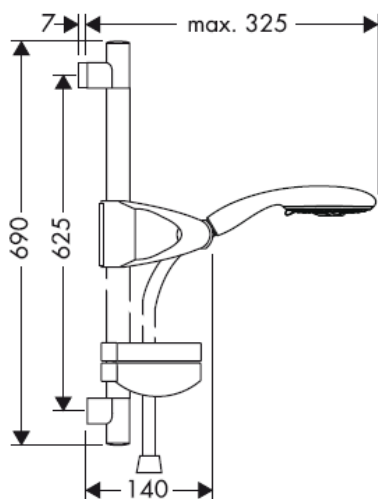
**Raindance E 100 Set 27881000**  
**Raindance Talis E Combi 27071000**



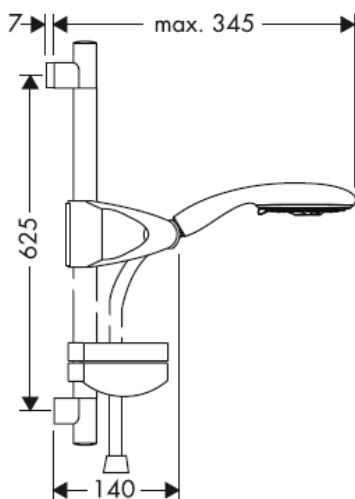
**Raindance E 120 Set 27885000**



**Raindance E 100 Set 27883000**



**Raindance E 120 Set 27887000**

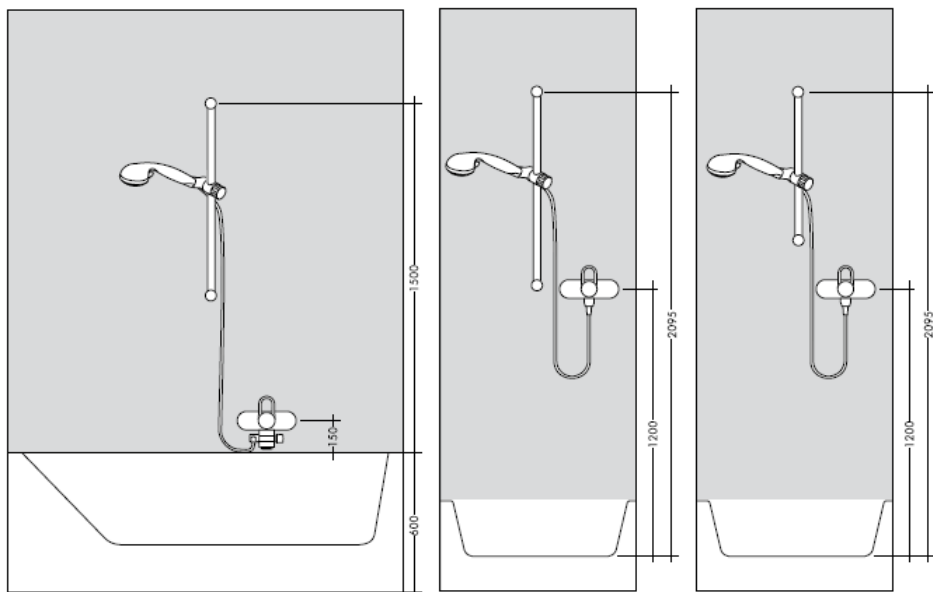


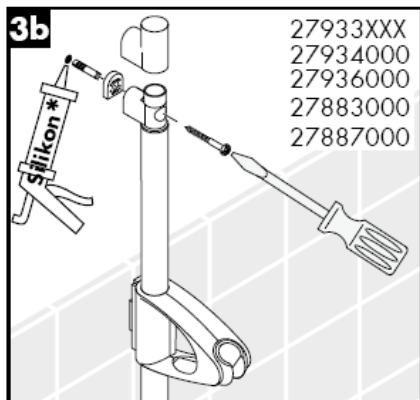
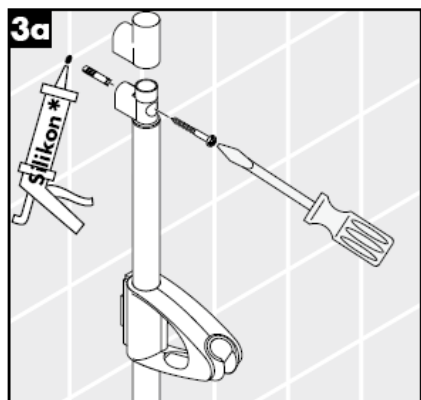
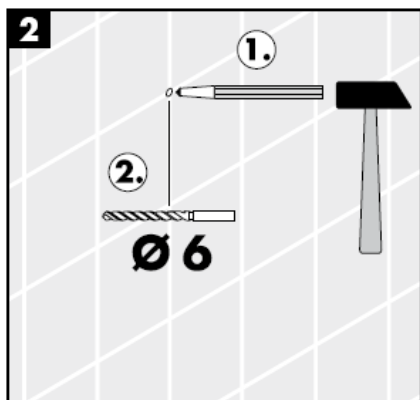
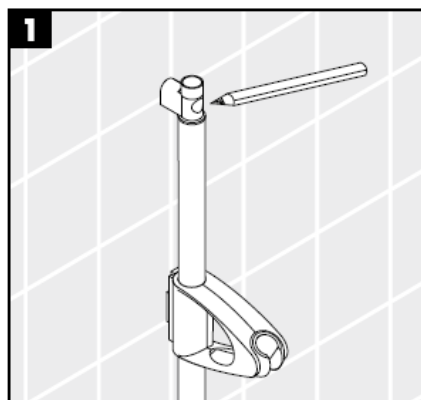
Tyč sprchy 27881000/27883000 je určená výhradně pro export a není ji možno v Německu obdržet!

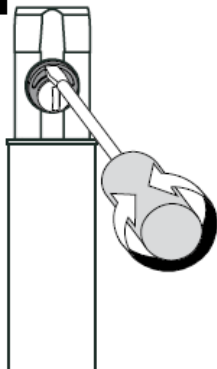


Při montáži produktu kvalifikovaným odborným personálem je třeba dbát na to, aby upevňovací plochy byly v celém rozsahu upevnění rovné (žádné vyčnívající spáry nebo navzájem přesazené obklady), aby konstrukce stěny byla pro montáž produktu vhodná a zvláště aby v ní nebyla žádná slabá místa. Přiložené vruty a hmoždinky jsou vhodné pouze pro beton. Při jiných konstrukčních materiálech stěny je třeba se řídit údaji výrobce hmoždinek.

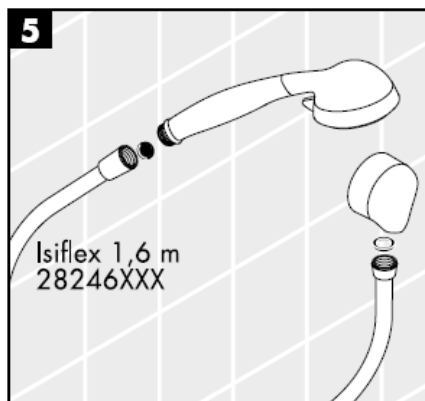
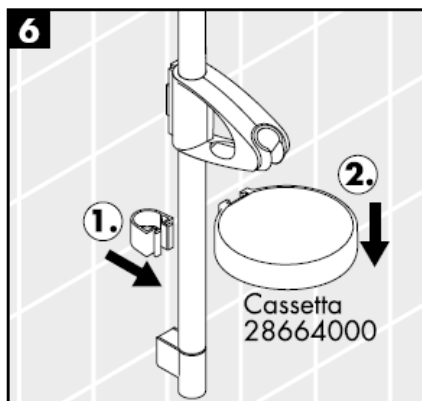
Rozměry pokud možno přizpůsobit rozložení obkladů.



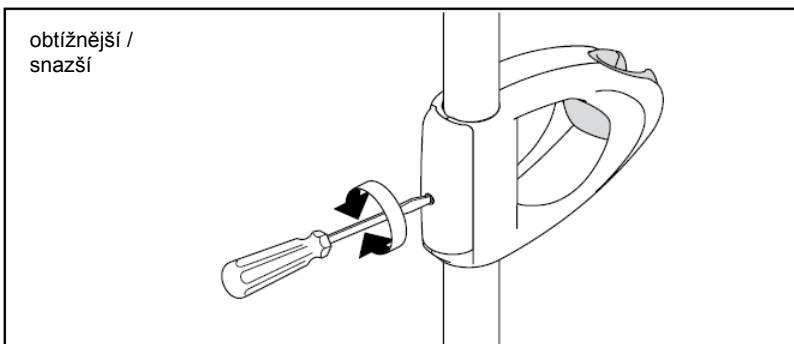


**4**

Excentrickými vložkami je možné vyrovnat tolerance vrtaných otvorů.

**5****6**

\* Silikon (bez kyseliny octové!)



Pákové baterie Hansgrohe mohou být používány ve spojení s hydraulicky nebo tepelně řízenými průtokovými ohřivači, pokud tlak při průtoku je alespoň 0,15 MPa.

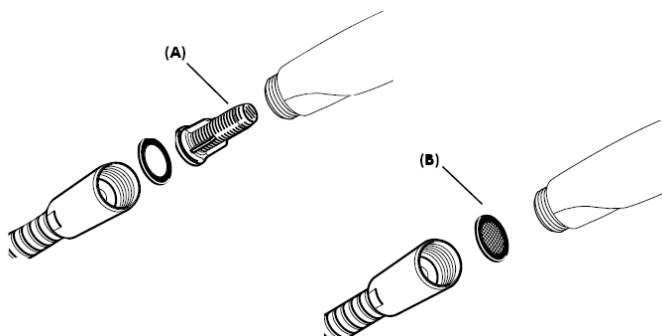
### Montáž

Do původu musí být zabudováno se sprchou dodávané sítko (A), aby zachycovalo nečistoty vyplavené z vodovodní sítě.

Vyplavené nečistoty mohou ovlivnit funkci sprchy a nebo mohou vést i k jejímu poškození. Na takto vzniké škody se nevztahuje záruka firmy Hansgrohe.

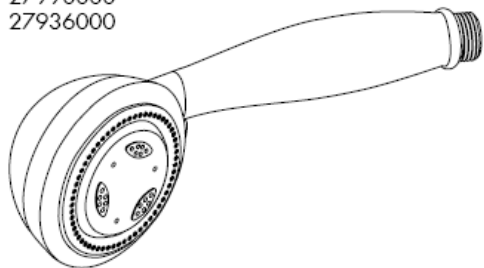
Příbalená filtrační vložka (A) se musí zabudovat, aby zajistila jmenovitý průtok ruční sprchou a zabránila přístupu nečistot vyplavovaných z potrubí.

Pokud se požaduje vyšší průtok, musí se vsadit místo filtrační vložky (A) těsnění se sítkem (B). Vyplavené nečistoty mohou ovlivnit funkčnost a nebo také vést k poškození funkčních dílů ruční sprchy. Na tyto škody se záruka firmy Hansgrohe nevztahuje.



**Mistral /Unica'D /Talis S Combi**  
27067000

**Mistral/Unica'D**  
27990000  
27936000



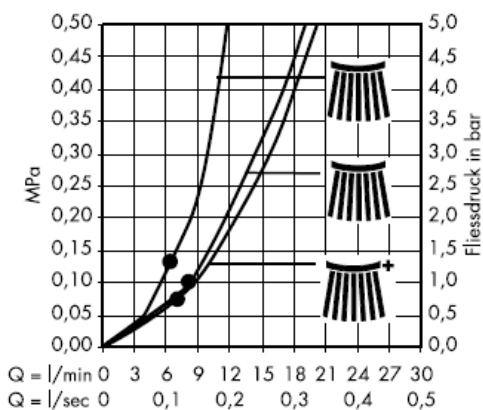
Normální proud



masážní proud



Jemný proud



Od • je zaručená funkce

### Mistral 3/Unica'D

27788000

27789000



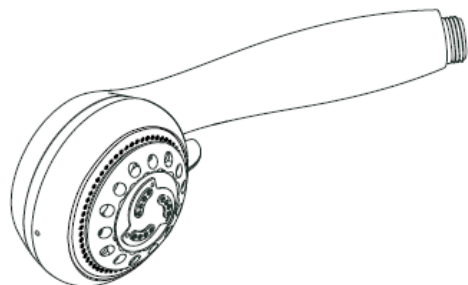
Normální proud



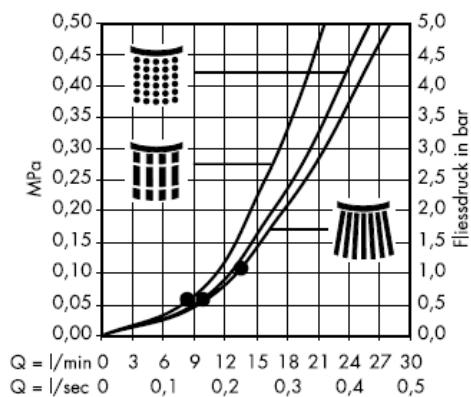
masážní proud



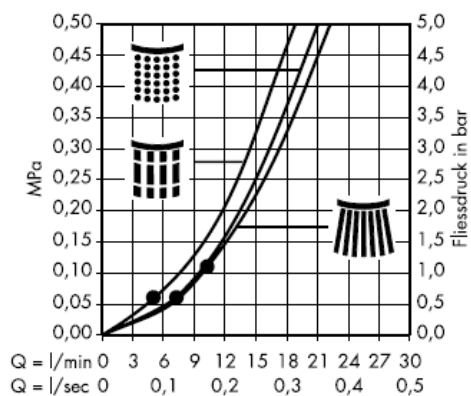
Jemný proud



s filtrační vložkou (A)



S těsněním se sítkem (B)



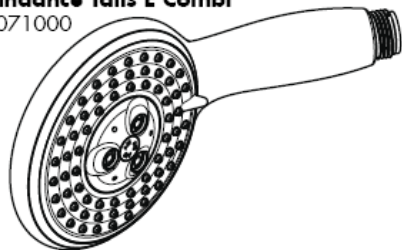
## Raindance E 100 Set

27881000

27883000

## Raindance Talis E Combi

27071000



s filtrační vložkou(A)



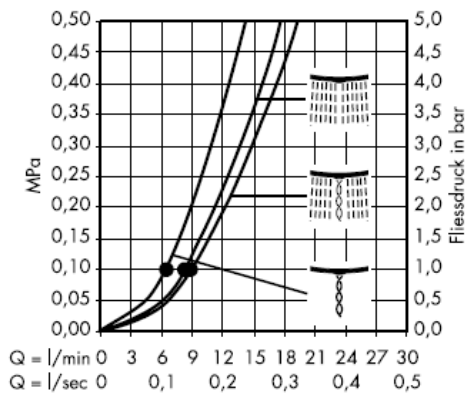
Rain AIR



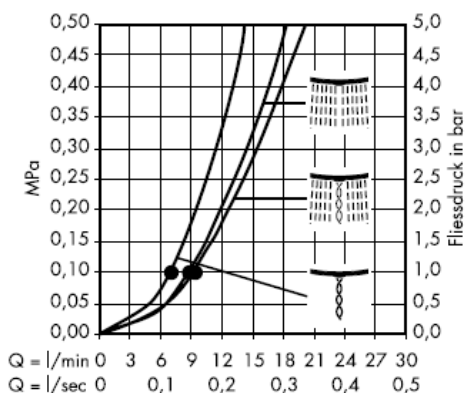
Balance AIR



Whirl AIR



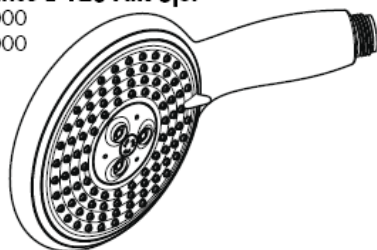
S těsněním se sítkem (B)



## Raindance E 120 AIR 3jet

27885000

27887000



s filtrační vložkou(A)



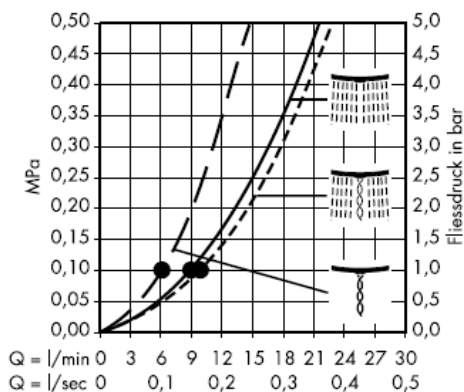
Rain AIR



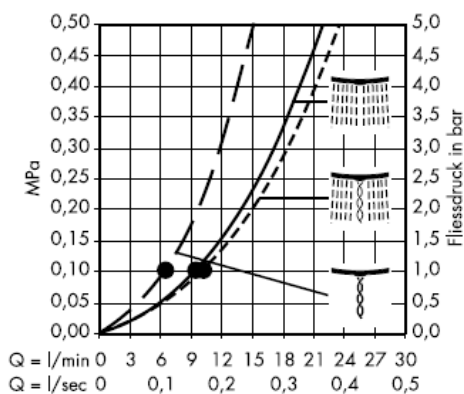
Balance AIR



Whirl AIR



S těsněním se sítkem (B)



Od • je zaručená funkce



---

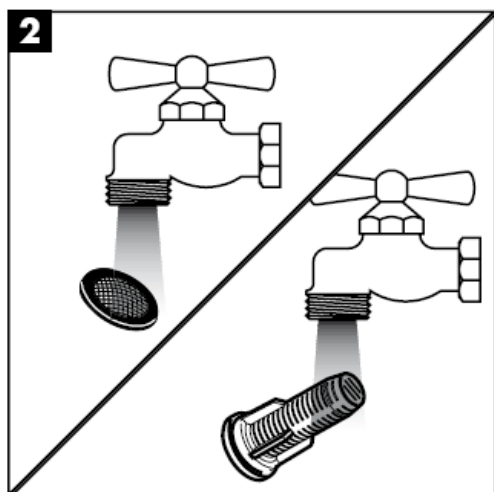
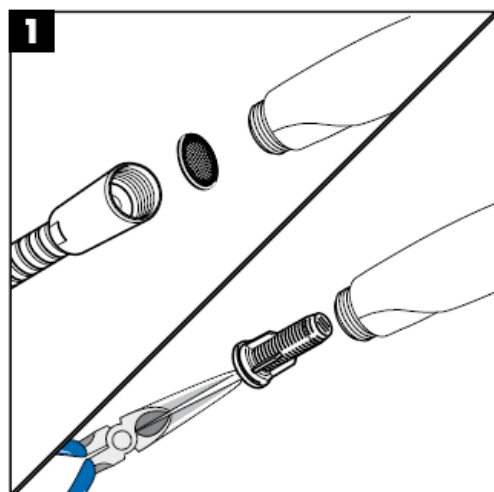
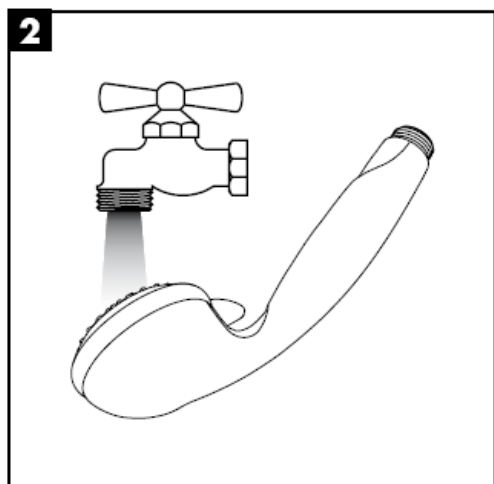
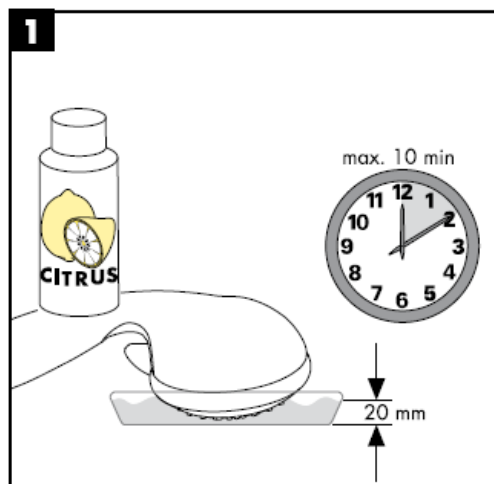
## Technické údaje

Provozní tlak: max. 0,6 MPa  
Doporučený provozní tlak: 0,1 – 0,4 MPa  
(1 MPa = 10 bar = 147 PSI)  
Teplota horké vody: max. 60° C

## zkušební značka

	DVGW	P-IX	SVGW	ACS	NF	WRAS	KIWA
27067000							
27071000							
27788000				X			
27789000							
27881000							
27883000				X			
27885000							
27887000				X			
27930XXX				X			
27933XXX				X			
27934000							
27936000				X			
27938000							
27990000							

Návod na čištění



## Čištění

Jednoduše čisté: Vapenné usazeniny můžete z noplek snadno odstranit otřením.



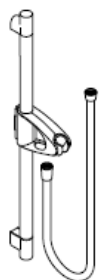
**hansgrohe**

Hansgrohe · Postfach 1145 · D-77761 Schiltach · Telefon +49 (0) 78 36/51-1282 · Telefax +49 (0) 7836/511440  
E-Mail: [info@hansgrohe.com](mailto:info@hansgrohe.com) · Internet: [www.hansgrohe.com](http://www.hansgrohe.com)

02/2009  
9.05719.01  
Česky



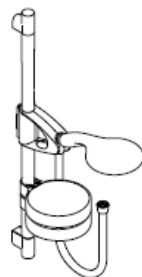
# Montážny návod



**Unica'D**  
27930XXX  
27933XXX



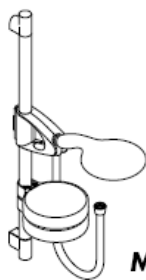
**Unica'D**  
27938000  
27934000



**Raindance**  
**E 100 Set**  
27881000  
27883000



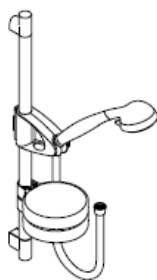
**Raindance**  
**Talis E Combi**  
27071000



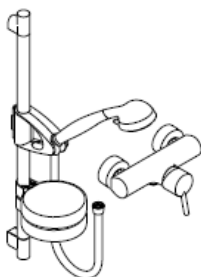
**Raindance**  
**E 120 Set**  
27885000  
27887000



**Mistral 3/Unica'D**  
27788000  
27789000



**Mistral/Unica'D**  
27990000  
27936000



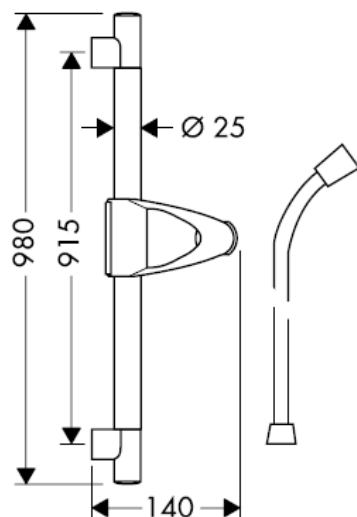
**Mistral /Unica'D**  
**/Talis S Combi**  
27067000

**hansgrohe**

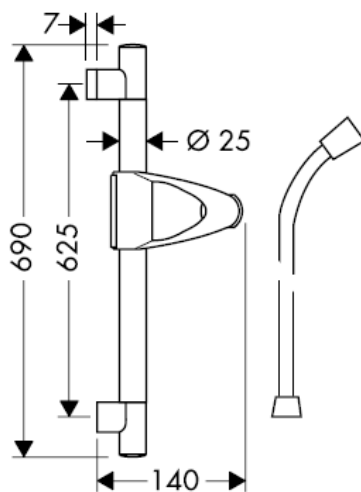


Optimálna funkcia je zaručen iba s ručnými sprchami a sprchovými hadicami Hansgrohe. Sprchové hadice sú vhodné iba pre napojenie sprch na batérie. Umiestnenie uzatváracieho ventilu za hadicou v smere toku je neprípustne.

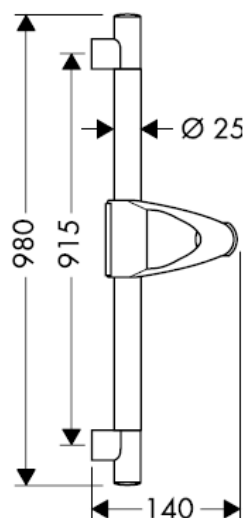
**Unica'D 27930XXX**



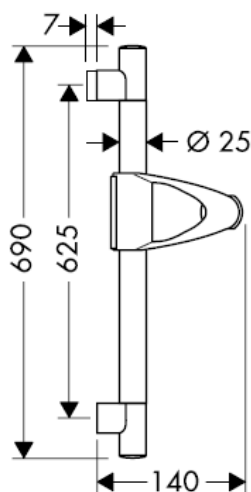
**Unica'D 27933XXX**



**Unica'D 27938000**

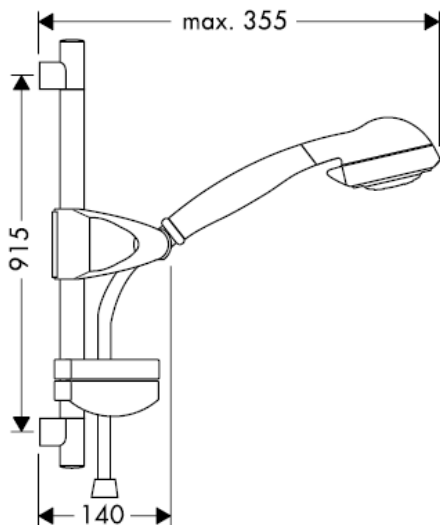


**Unica'D 27934000**

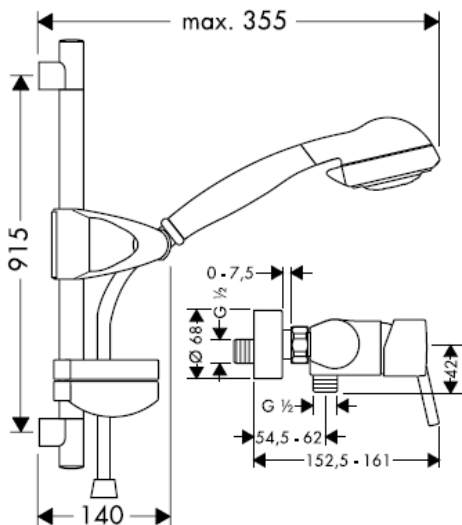


Tyč sprchy 27933XXX/27938000/27934000 je určená výhradne pre export a v Nemecku nie je dostupná!

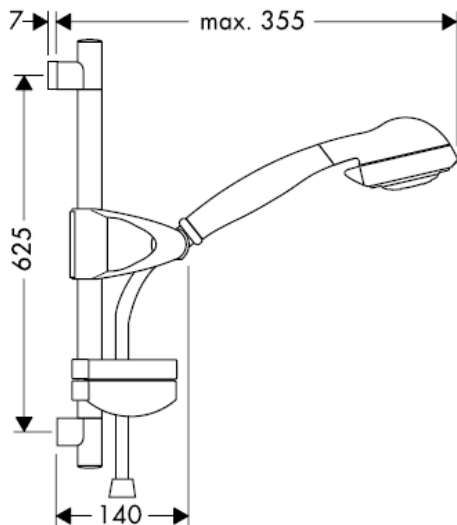
**Mistral/Unica'D 27990000**



**Mistral /Unica'D /Talis S Combi 27067000**



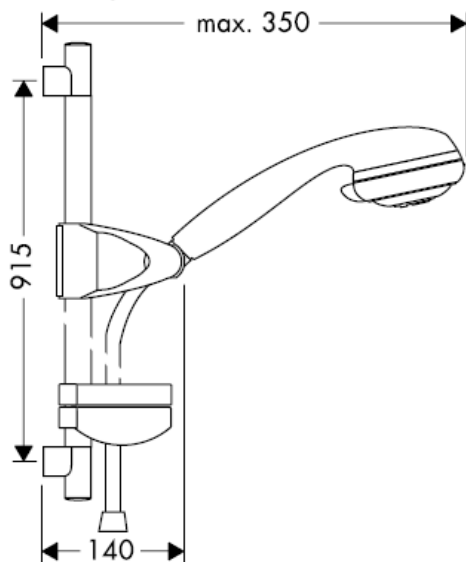
**Mistral/Unica'D 27936000**



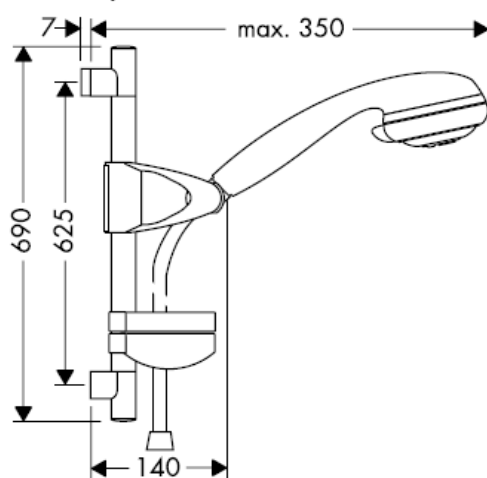
Tyč sprchy 27936000 je určená výhradne pre export a v Nemecku nie je dostupná!



**Mistral 3/Unica'D 27789000**

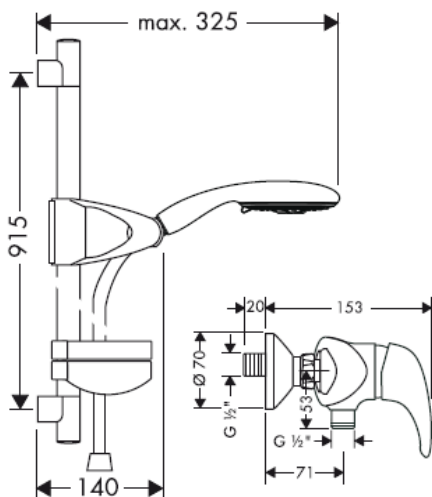


**Mistral 3/Unica'D 27788000**

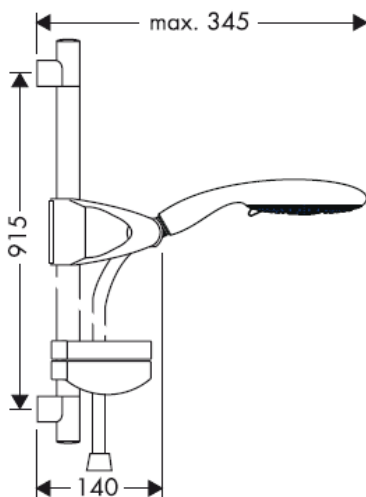


Tyč sprchy 27788000 je určená výhradne pre export a v Nemecku nie je dostupná!

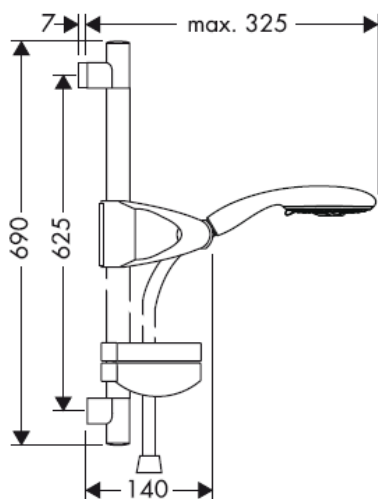
**Raindance E 100 Set 27881000**  
**Raindance Talis E Combi 27071000**



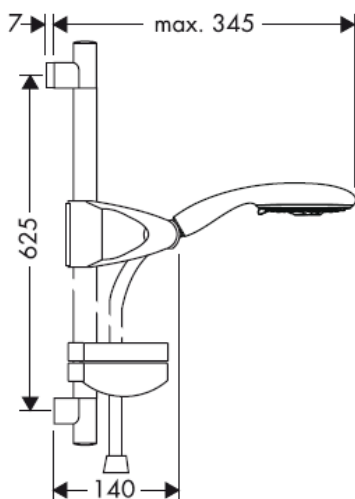
**Raindance E 120 Set 27885000**



**Raindance E 100 Set 27883000**



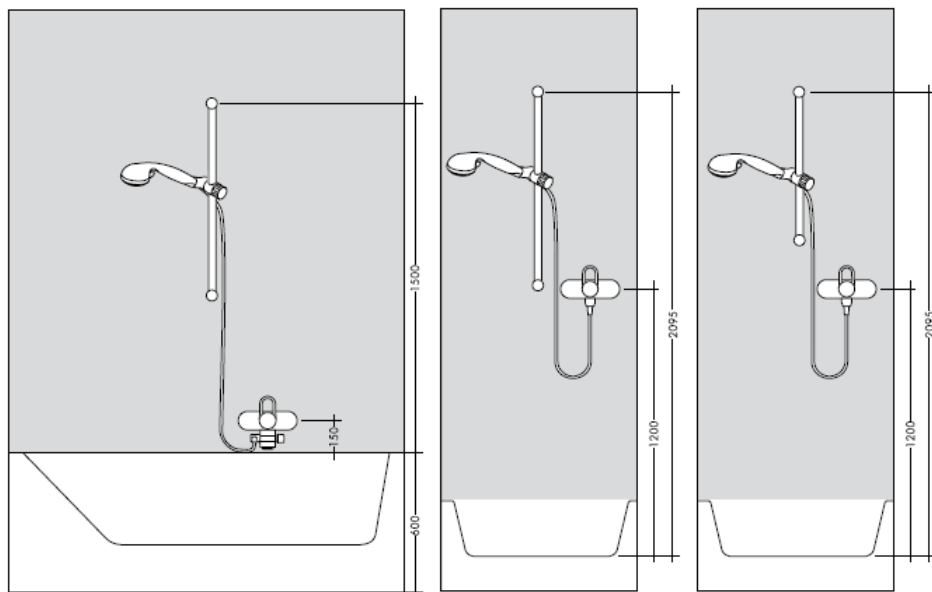
**Raindance E 120 Set 27887000**

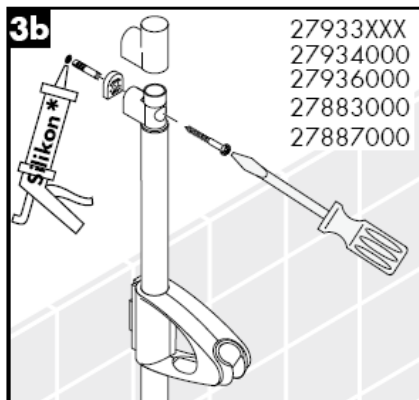
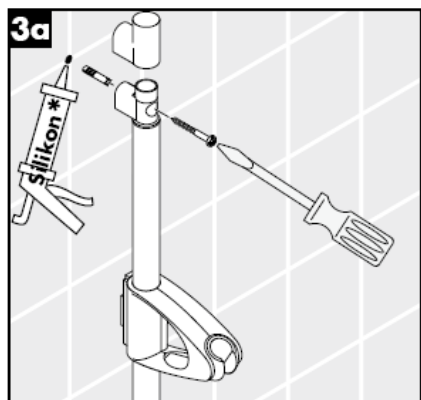
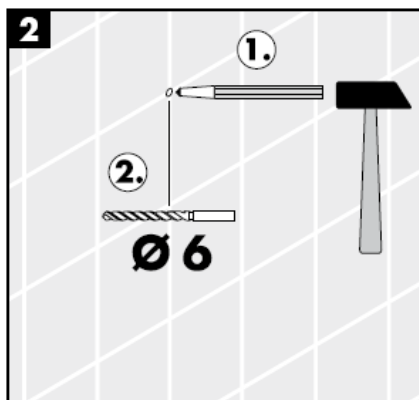
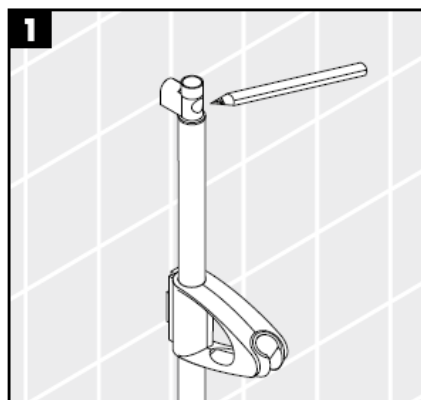



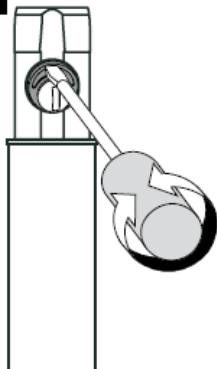
Tyč sprchy 27881000/27883000 je určená výhradne pre export a v Nemecku nie je dostupná!

Pri montáži produktu kvalifikovaným odborným personálom je nutné dbať na to, aby upevňovacie plochy boli v celom rozsahu upevnenia rovné (žiadne vyčnievajúce škáry alebo navzájom predsadené obklady), aby konštrukcia steny bola pre montáž produktu vhodná a zvlášť aby v nej neboli žiadne slabé miesta. Priložené vruty a hmoždinky sú vhodné len pre betón. Pri iných konštrukčných materiáloch steny je nutné riadiť sa údajmi výrobcu hmoždiniek.

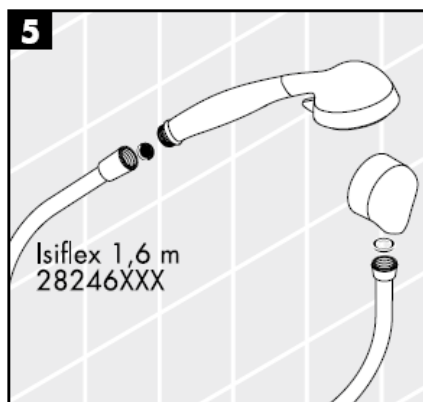
Rozmery, pokiaľ možno prispôbiť rozloženiu obkladov.



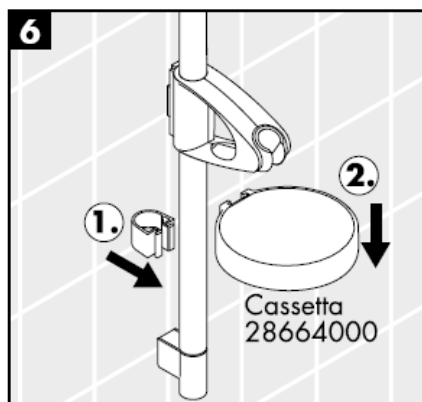


**4**

Excentrickými vložkami je možné vyrovnat toleranciu vŕtaných otvorov.

**5**

Isiflex 1,6 m  
28246XXX

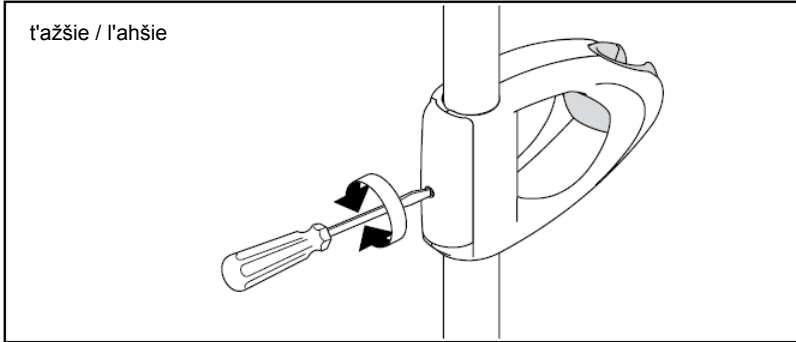
**6**

1.

2.

Casseta  
28664000

\* Silikon (bez kyseliny octovej!)



Pákové batérie firmy Hansgrohe môžu byť používané v spojení s hydraulicky a tepelne riadenými prietokovými ohrievačmi, pokiaľ je tlak prúdu aspoň 0,15 MPa.

### Montáž

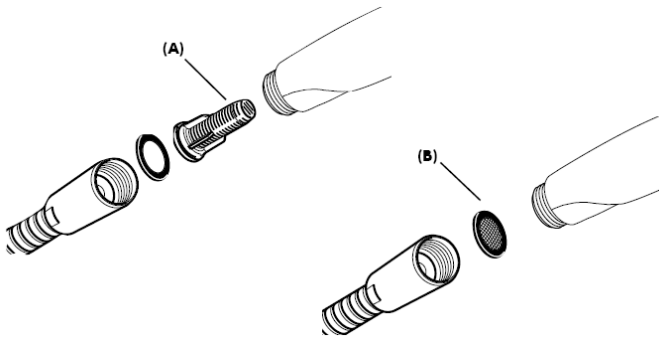
V pripojení na sprchovú hadicu musí byť vložené sítko dodávané so sprchou (A), ktoré zachytáva nečistoty vyplavené z vodovodnej siete.

Vyplavené nečistoty môžu ovplyvniť funkčnosť sprchy, prípadne ju môžu poškodiť. Na takéto škody sa nevzťahuje záruka Hansgrohe.

Pribalená filtračná vložka (A) sa musí zabudovať, aby zaistila menovitý prietok ručnou sprchou a zabránila prístupu nečistôt vyplavovaných z potrubia.

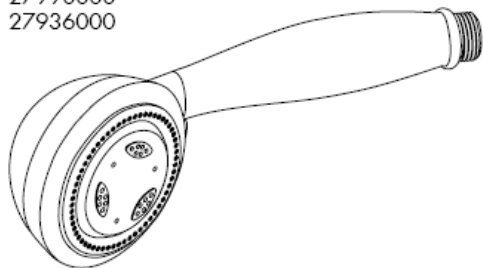
Pokiaľ sa požaduje vyšší prietok, musí sa vsadiť namiesto filtračnej vložky (A) tesnenie so sítkom (B).

Vyplavené nečistoty môžu ovplyvniť funkčnosť alebo môžu viesť aj k poškodeniu funkčných dielov ručnej sprchy. Na tieto škody sa záruka firmy Hansgrohe nevzťahuje.



**Mistral /Unica'D /Talis S Combi**  
27067000

**Mistral/Unica'D**  
27990000  
27936000



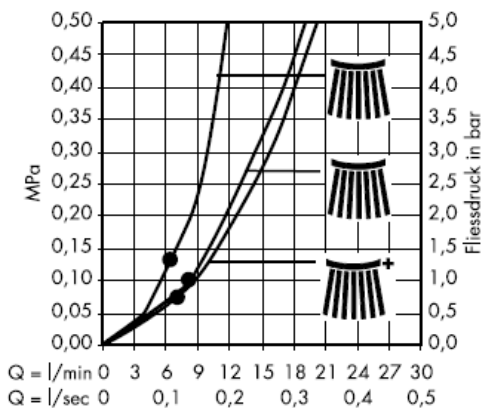
Normálny prúd



masážny prúd



Mierny prúd



Od • je zaručená funkcia.





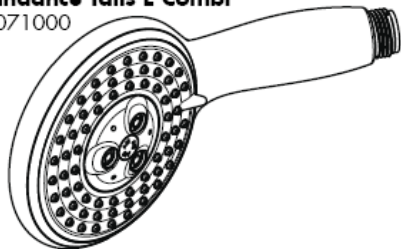
### Raindance E 100 Set

27881000

27883000

### Raindance Talis E Combi

27071000



S filtračnou vložkou(A)



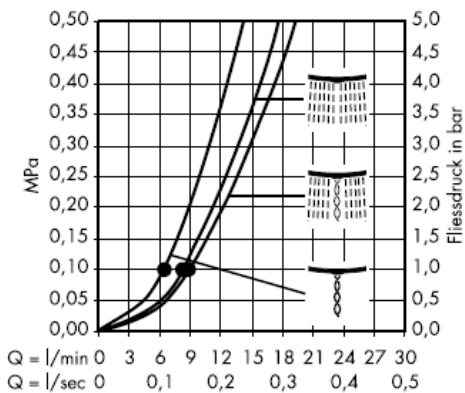
Rain AIR



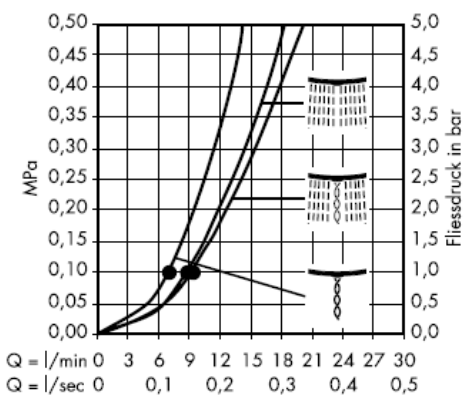
Balance AIR



Whirl AIR



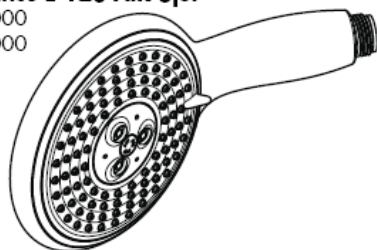
S tesnením so sitkom (B)



## Raindance E 120 AIR 3jet

27885000

27887000



S filtračnou vložkou(A)



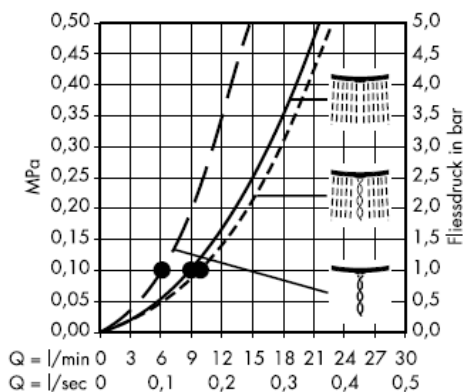
Rain AIR



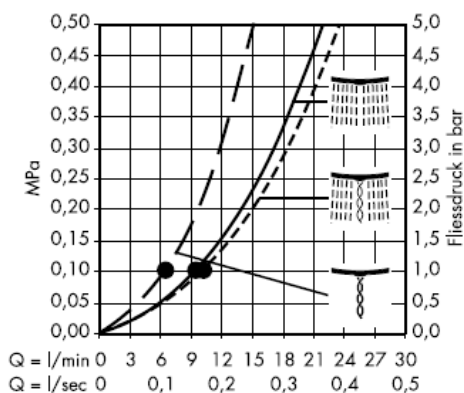
Balance AIR



Whirl AIR



S tesnením so sitkom (B)



Od • je zaručená funkcia.

---

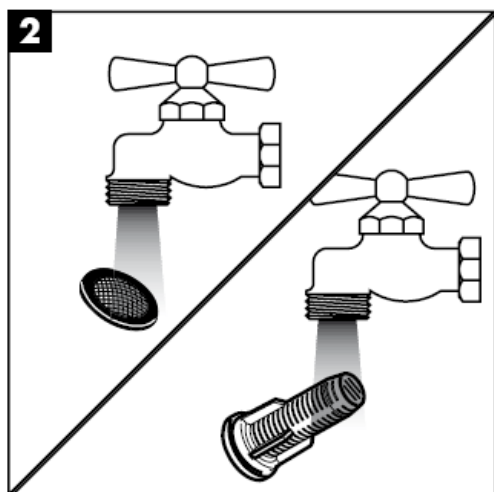
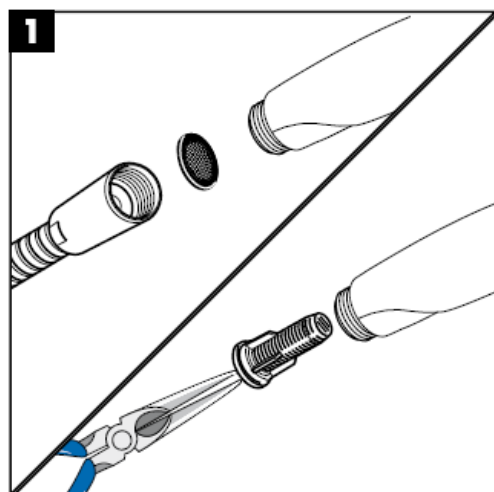
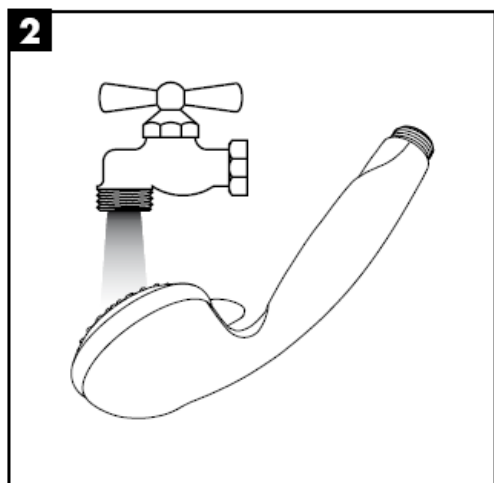
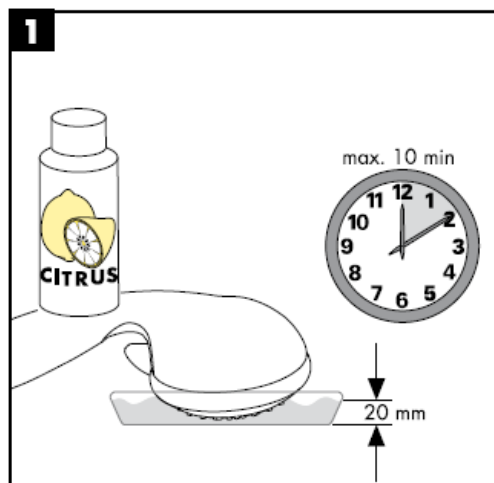
### Technické údaje

Prevádzkový tlak: max. 0,6 MPa  
Doporučený prevádzkový tlak: 0,1 – 0,4 MPa  
(1 MPa = 10 bar = 147 PSI)  
Teplota teplej vody: max. 60° C

### Osvedčenie o skúške

	DVGW	P-IX	SVGW	ACS	NF	WRAS	KIWA
27067000							
27071000							
27788000				X			
27789000							
27881000							
27883000				X			
27885000							
27887000				X			
27930XXX				X			
27933XXX				X			
27934000							
27936000				X			
27938000							
27990000							

Návod na čistenie



## Čištění

Jednoducho čistý: Vodný kameň sa dá zo štetín celkom ľahko odstrániť.



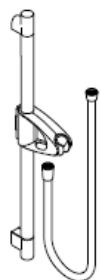
**hansgrohe**

Hansgrohe · Postfach 1145 · D-77761 Schiltach · Telefon +49 (0) 78 36/51-1282 · Telefax +49 (0) 7836/511440  
E-Mail: [info@hansgrohe.com](mailto:info@hansgrohe.com) · Internet: [www.hansgrohe.com](http://www.hansgrohe.com)

02/2009  
9.05719.01  
Slovensky



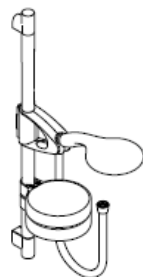
# 组装说明



**Unica'D**  
27930XXX  
27933XXX



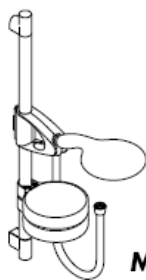
**Unica'D**  
27938000  
27934000



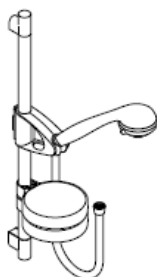
**Raindance  
E 100 Set**  
27881000  
27883000



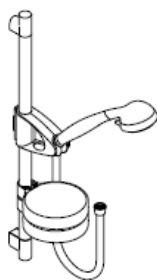
**Raindance  
Talis E Combi**  
27071000



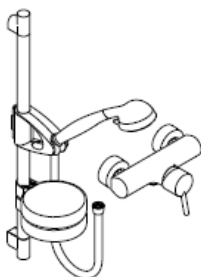
**Raindance  
E 120 Set**  
27885000  
27887000



**Mistral 3/Unica'D**  
27788000  
27789000



**Mistral/Unica'D**  
27990000  
27936000



**Mistral /Unica'D  
/Talis S Combi**  
27067000

**hangrohe**

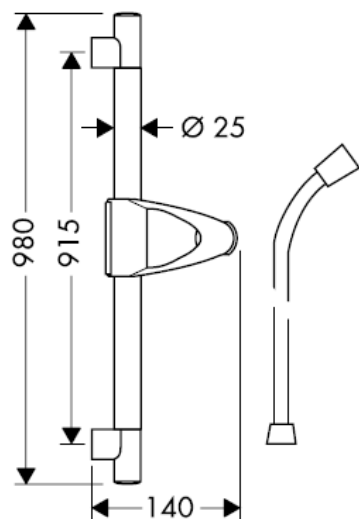


只有与汉斯格雅手提花洒和汉斯格雅淋浴器软管组合使用，方担保最佳的功能。

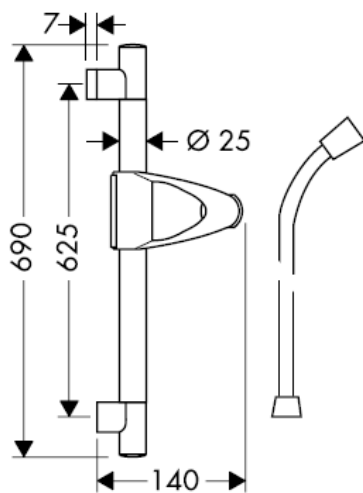
淋浴软管只适合从淋浴器连接到管接头。切勿在管接头和软管之间安装截止装置。



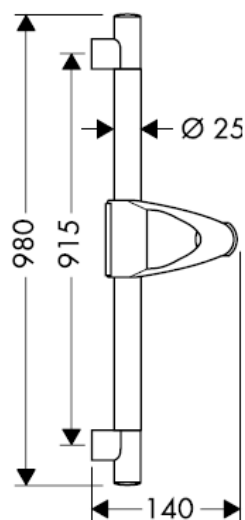
Unica'D 27930XXX



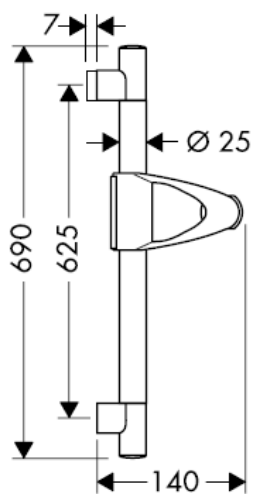
Unica'D 27933XXX



Unica'D 27938000

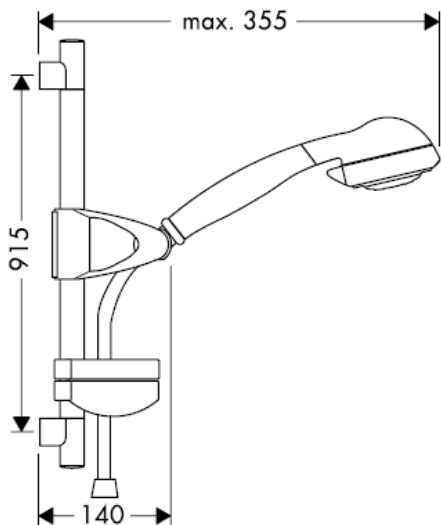


Unica'D 27934000

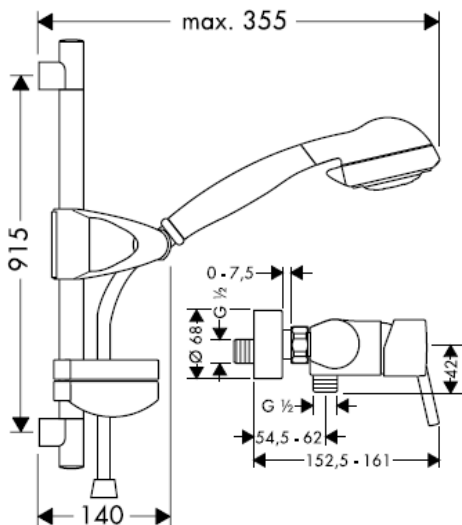


莲蓬头杆27933XXX/27938000/27934000只用于出口，因此在德国买不到！

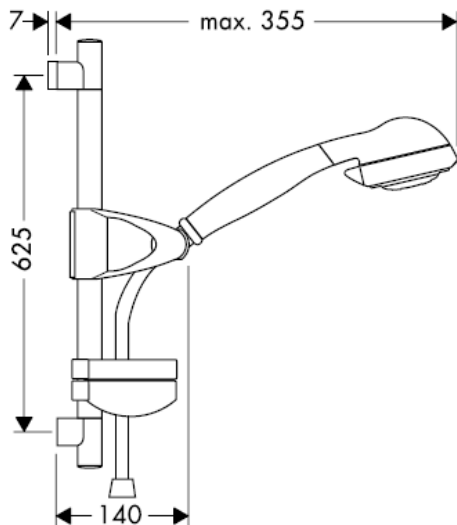
Mistral/Unica'D 27990000



Mistral /Unica'D /Talis S Combi 27067000

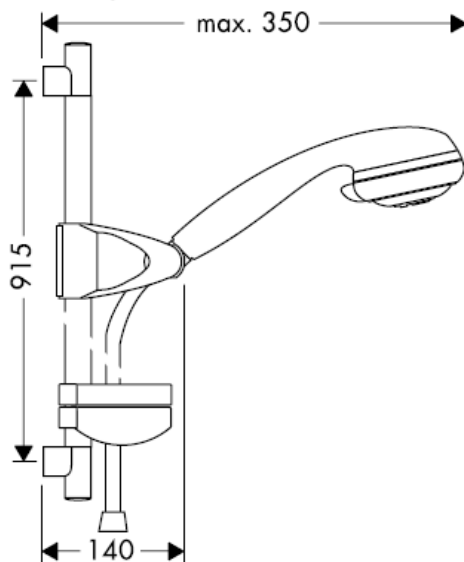


Mistral/Unica'D 27936000

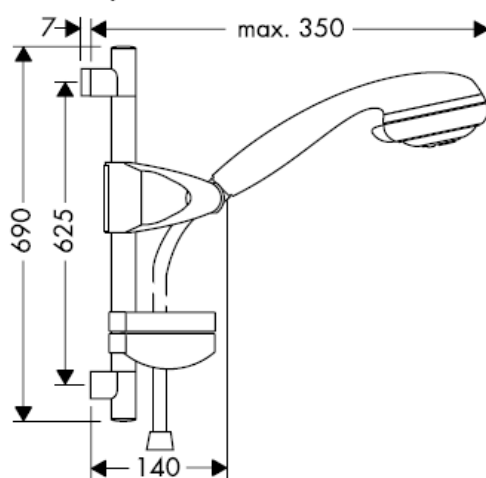


莲蓬头杆27936000只用于出口，因此在德国买不到！

**Mistral 3/Unica'D 27789000**

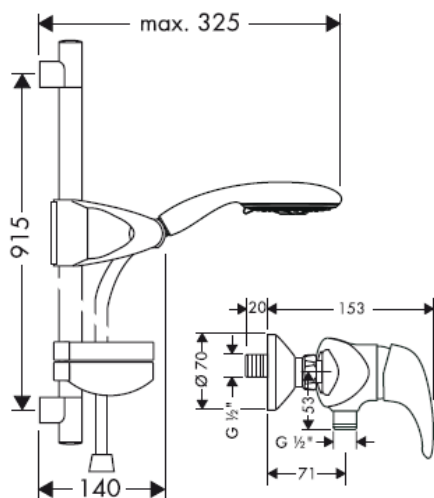


**Mistral 3/Unica'D 27788000**

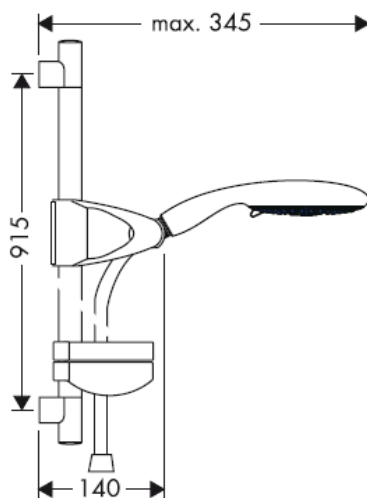


莲蓬头杆27788000只用于出口，因此在德国买不到！

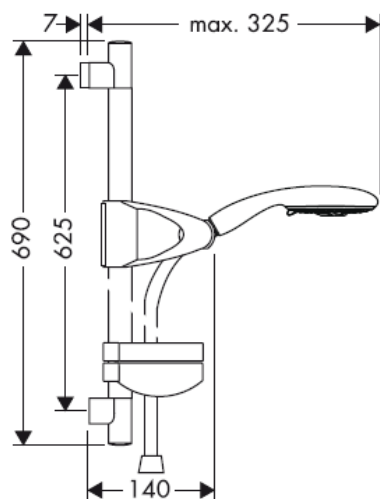
**Raindance E 100 Set 27881000**  
**Raindance Talis E Combi 27071000**



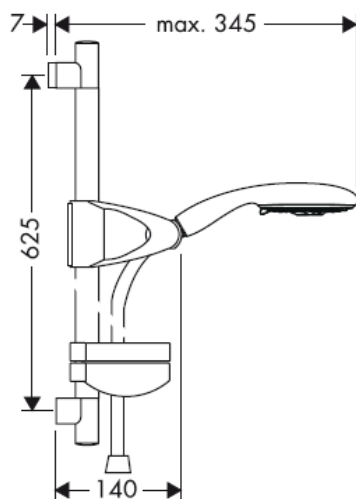
**Raindance E 120 Set 27885000**



**Raindance E 100 Set 27883000**



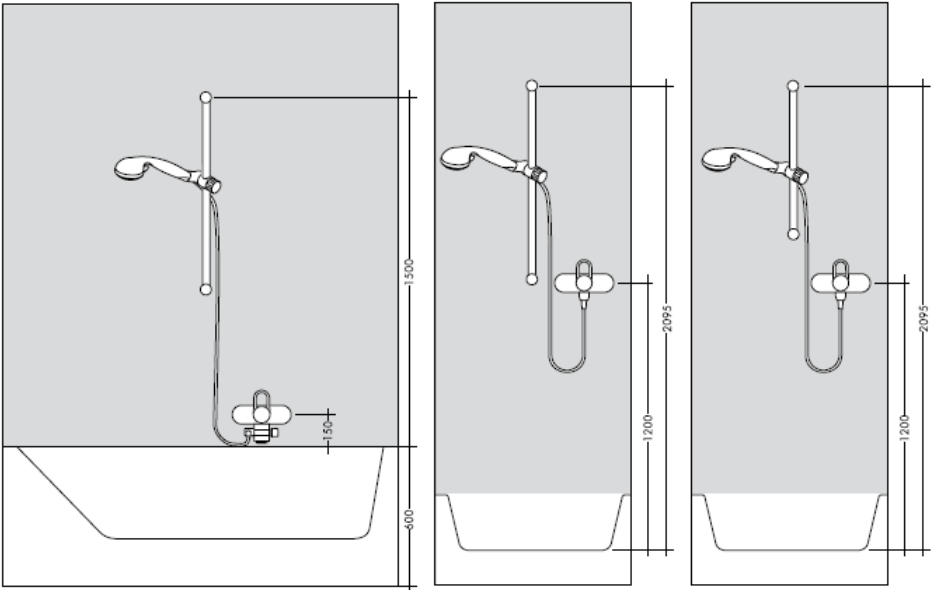
**Raindance E 120 Set 27887000**

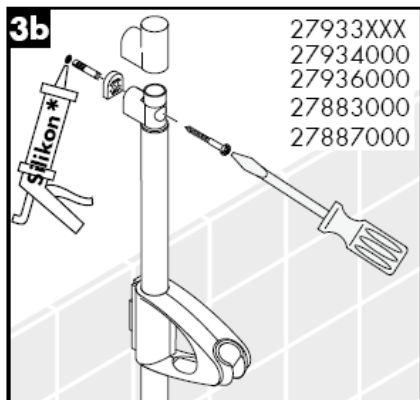
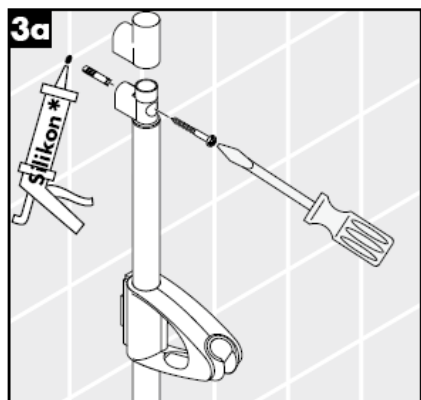
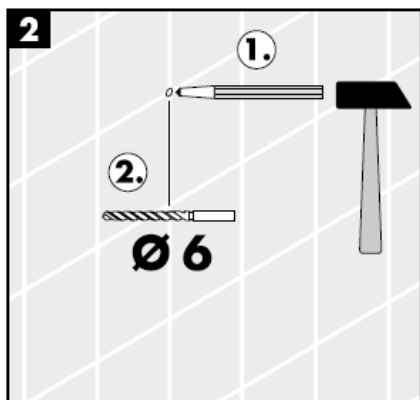
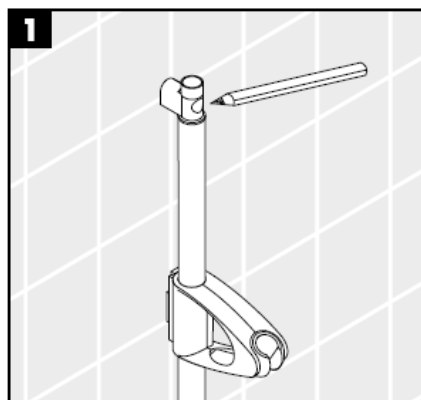


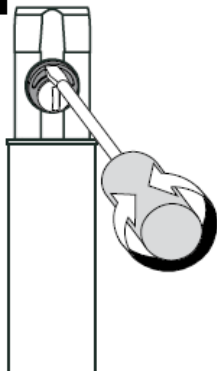
莲蓬头杆27881000/27883000只用于出口，因此在德国买不到！

在安装产品的位置，安装人员必须确保安装面的墙面是平的（没有突出物或瓷砖没有突起），墙体结构适合产品的安装并没有弱点。包装内的膨胀螺丝只适用于混凝土墙体。对于其他墙体结构必须咨询膨胀螺丝生产商的建议。

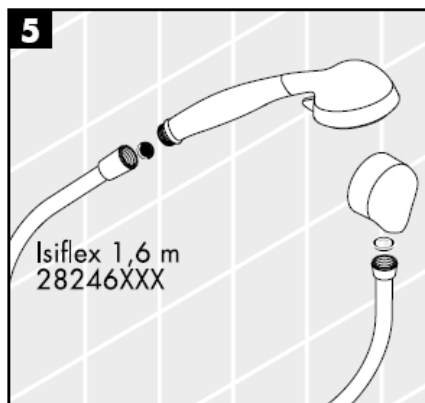
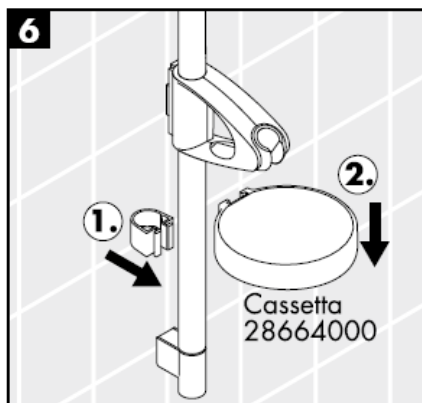
如果可能，可根据瓷砖方格调整尺寸。



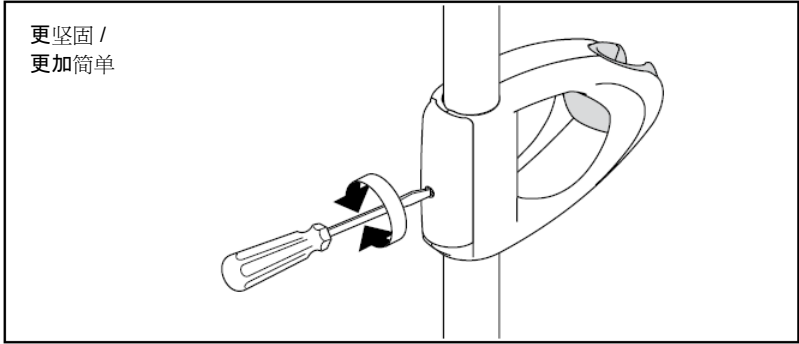


**4**

用偏心套管可以补偿消除钻孔的偏差。

**5****6**

\* 硅胶（不含醋酸）



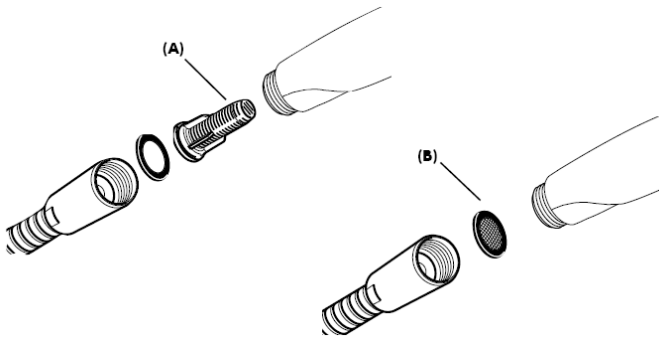
如果水压达到0,15 MPa以上， 汉斯格雅单手柄龙头可以和液压式或热控式直流式热水器一起使用。

## 安装

必须插入过滤网 (A)， 保护手提花洒， 防止灰尘透过管道进入。进入的灰尘导致手提花洒发生缺陷或/和可能损坏其零件， 此类损坏不在保修范围内。

为了防止管道中的脏东西冲入花洒内， 与手持花洒包装在一起的滤柱 (A) 必须安装。如果想要更大的出水量， 可用滤网 (B) 代替滤柱 (A)。

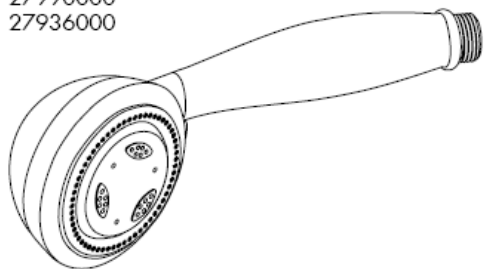
这些脏东西会影响手持花洒的功能或损坏手持花洒的功能部件， 由此引起的损失汉斯格雅公司概不负责。





**Mistral /Unica'D /Talis S Combi**  
27067000

**Mistral/Unica'D**  
27990000  
27936000



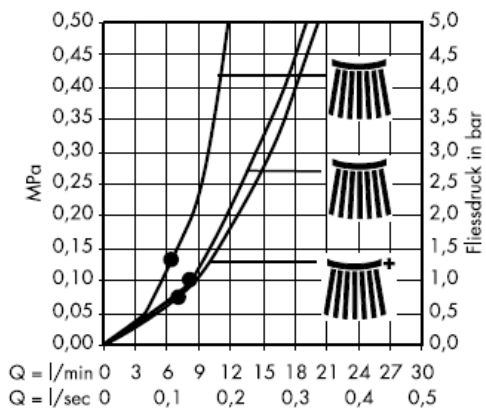
普通水流



按摩喷嘴



柔和水流



从•开始，正常功能得以保证。

### Mistral 3/Unica'D

27788000

27789000



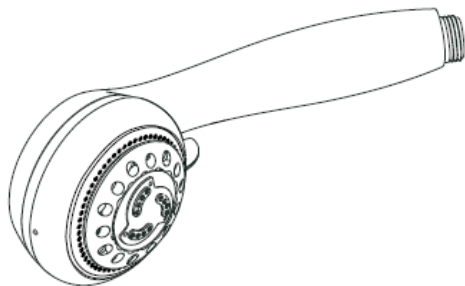
普通水流



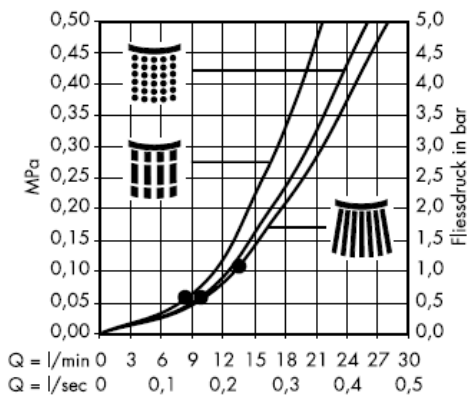
按摩喷嘴



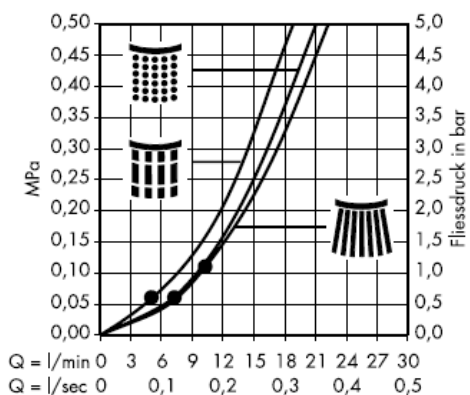
柔和水流



带滤柱 (A)



带滤网 (B)



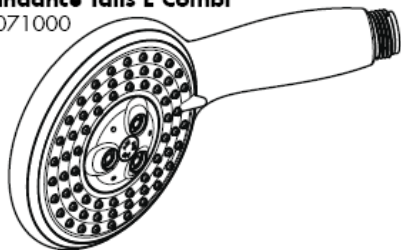
### Raindance E 100 Set

27881000

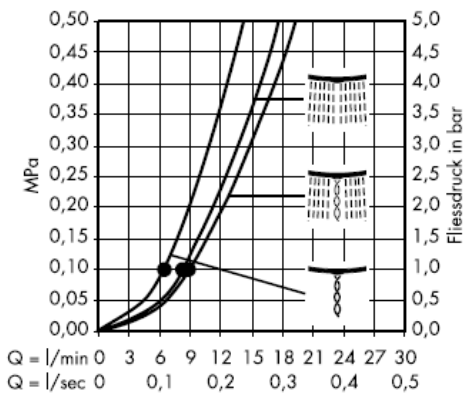
27883000

### Raindance Talis E Combi

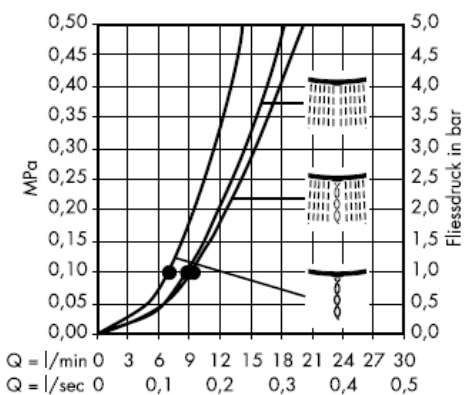
27071000



带滤柱(A)



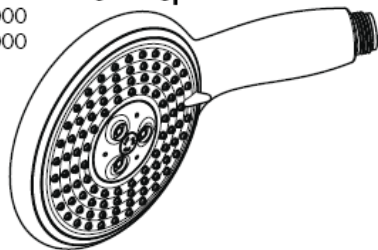
带滤网 (B)



## Raindance E 120 AIR 3jet

27885000

27887000



带滤柱(A)



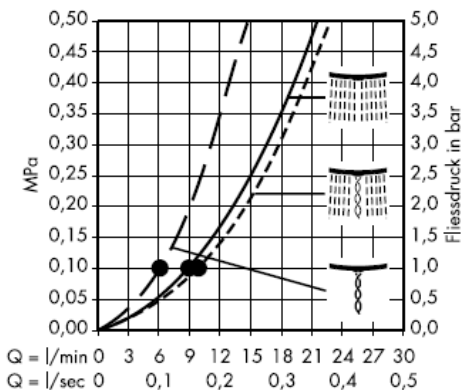
Rain AIR



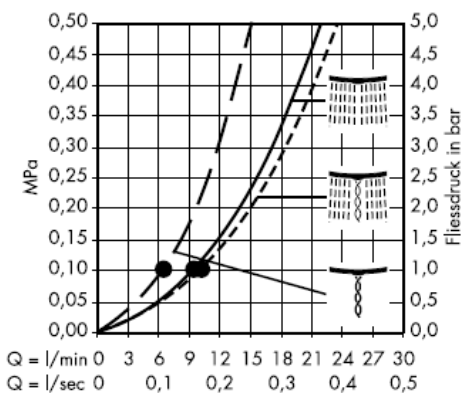
Balance AIR



Whirl AIR



带滤网 (B)



从开始，正常功能得以保证。

---

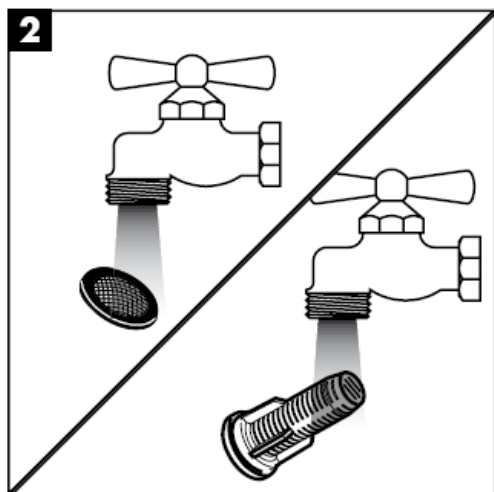
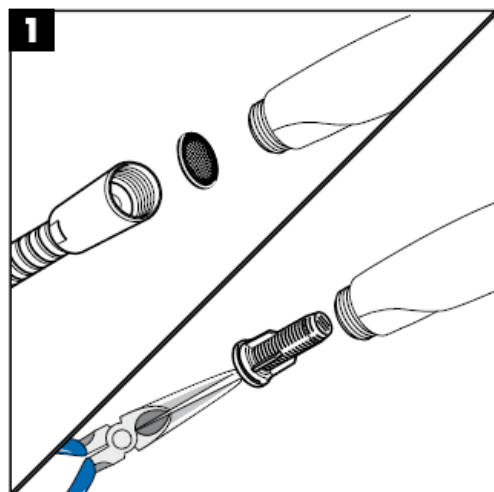
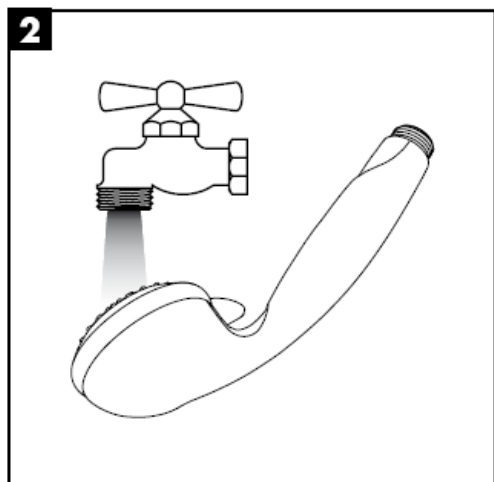
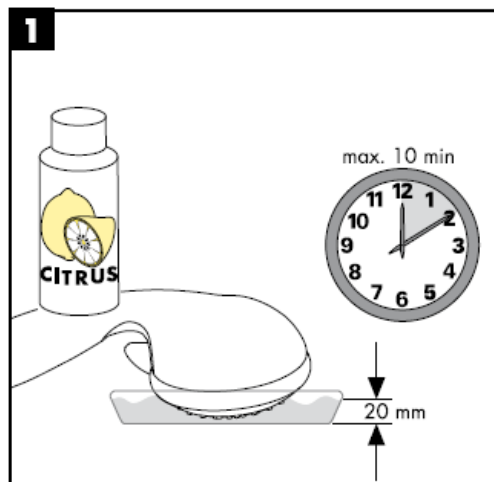
## 技术参数

工作压力： max. 0,6 MPa  
推荐工作压力： 0,1 – 0,4 MPa  
(1 MPa = 10 bar = 147 PSI)  
热水温度： max. 60° C

## 检验标记

	DVGW	P-IX	SVGW	ACS	NF	WRAS	KIWA
27067000							
27071000							
27788000				X			
27789000							
27881000							
27883000				X			
27885000							
27887000				X			
27930XXX				X			
27933XXX				X			
27934000							
27936000				X			
27938000							
27990000							

清洗说明



## 清洗

清洁：只需要揉搓花洒表面的出水孔即可去除水垢。



**hansgrohe**

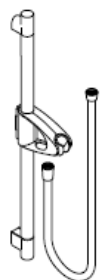
Hansgrohe · Postfach 1145 · D-77761 Schiltach · Telefon +49 (0) 78 36/51-1282 · Telefax +49 (0) 7836/511440  
E-Mail: [info@hansgrohe.com](mailto:info@hansgrohe.com) · Internet: [www.hansgrohe.com](http://www.hansgrohe.com)

02/2009  
9.05719.01  
中文





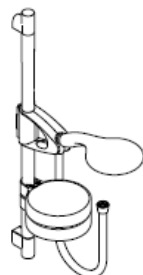
# Инструкция по монтажу



**Unica'D**  
27930XXX  
27933XXX



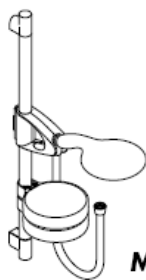
**Unica'D**  
27938000  
27934000



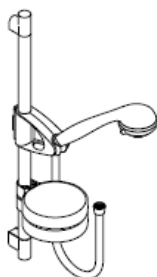
**Raindance  
E 100 Set**  
27881000  
27883000



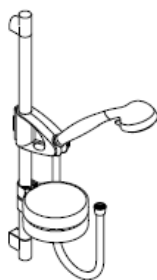
**Raindance  
Talis E Combi**  
27071000



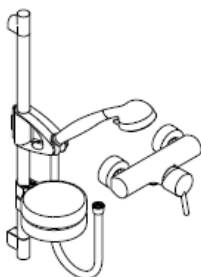
**Raindance  
E 120 Set**  
27885000  
27887000



**Mistral 3/Unica'D**  
27788000  
27789000



**Mistral/Unica'D**  
27990000  
27936000



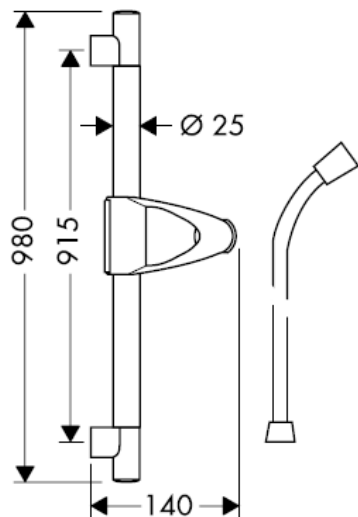
**Mistral /Unica'D  
/Talis S Combi**  
27067000

**hangrohe**

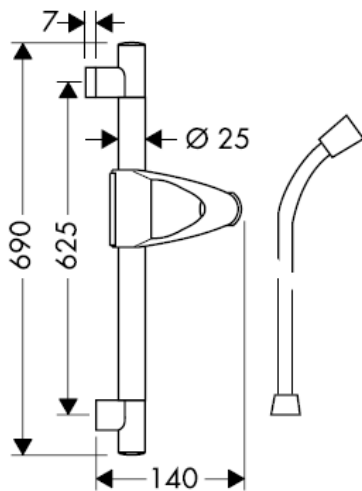


Оптимальное функционирование гарантируется только при использовании в комбинации с ручными душами Hansgrohe и душевыми шлангами Hansgrohe. Душевые шланги подходят только для подсоединения душей к арматуре. Не устанавливайте дополнительных затворов между шлангом и арматурой!

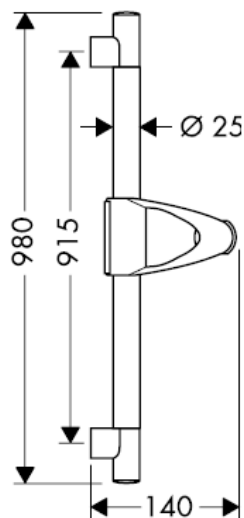
**Unica'D 27930XXX**



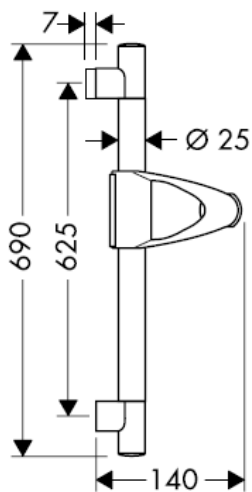
**Unica'D 27933XXX**



**Unica'D 27938000**

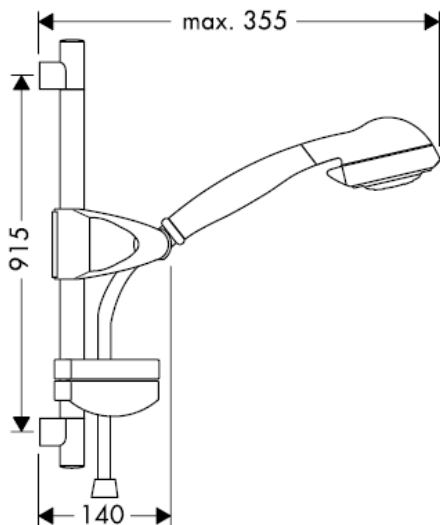


**Unica'D 27934000**

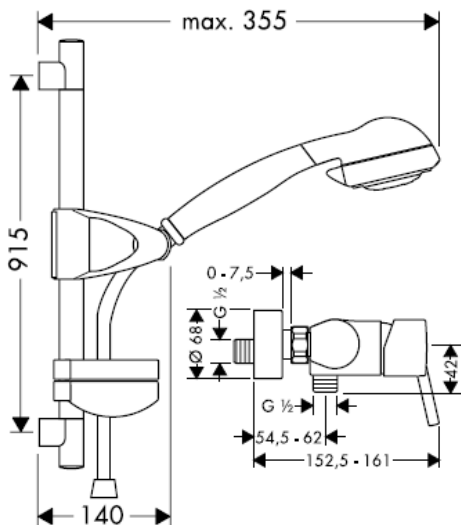


Опора для душа 27933XXX/27938000/27934000 поставляется только на экспорт и не продается в Германии!

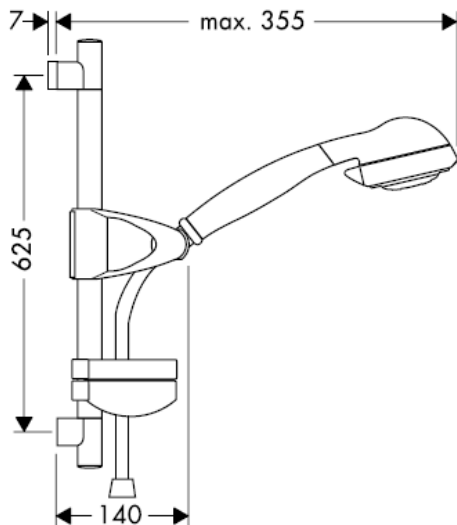
**Mistral/Unica'D 27990000**



**Mistral /Unica'D /Talis S Combi 27067000**

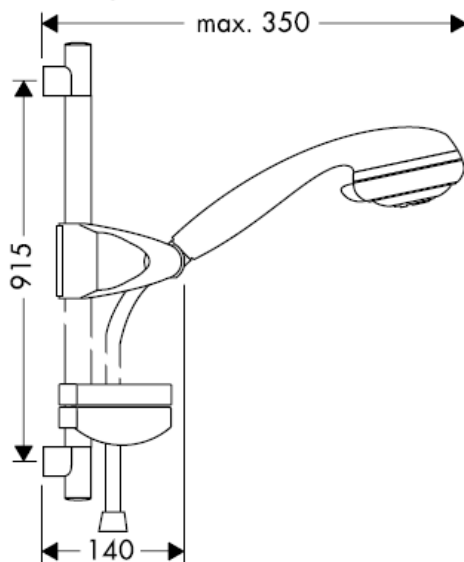


**Mistral/Unica'D 27936000**

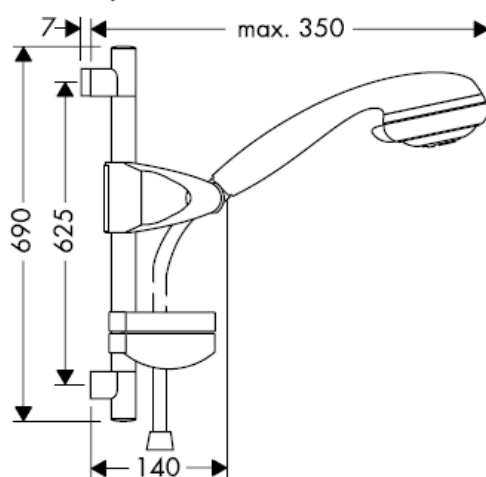


Опора для душа 27936000 поставляется только на экспорт и не продается в Германии!

**Mistral 3/Unica'D 27789000**

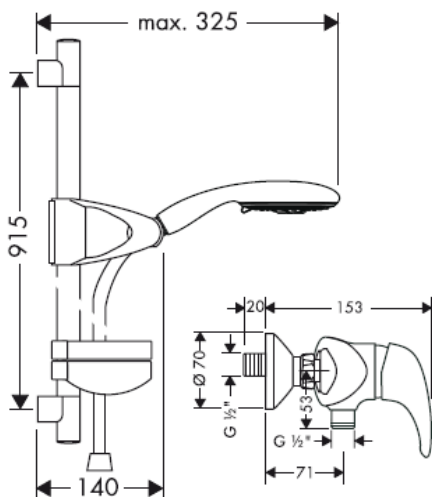


**Mistral 3/Unica'D 27788000**

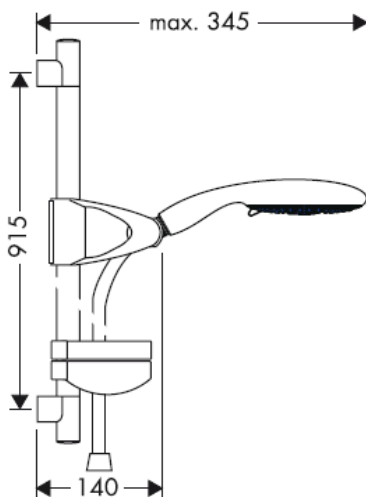


Опора для душа 27788000 поставляется только на экспорт и не продается в Германии!

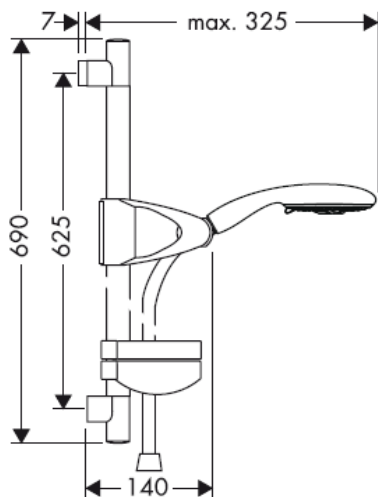
**Raindance E 100 Set 27881000**  
**Raindance Talis E Combi 27071000**



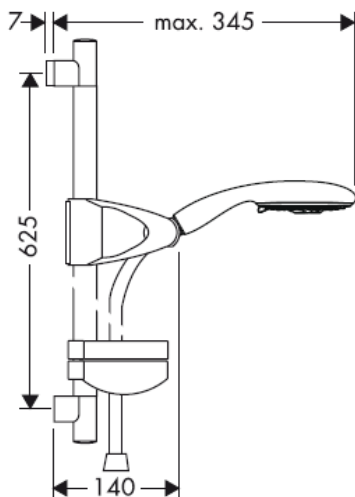
**Raindance E 120 Set 27885000**



**Raindance E 100 Set 27883000**



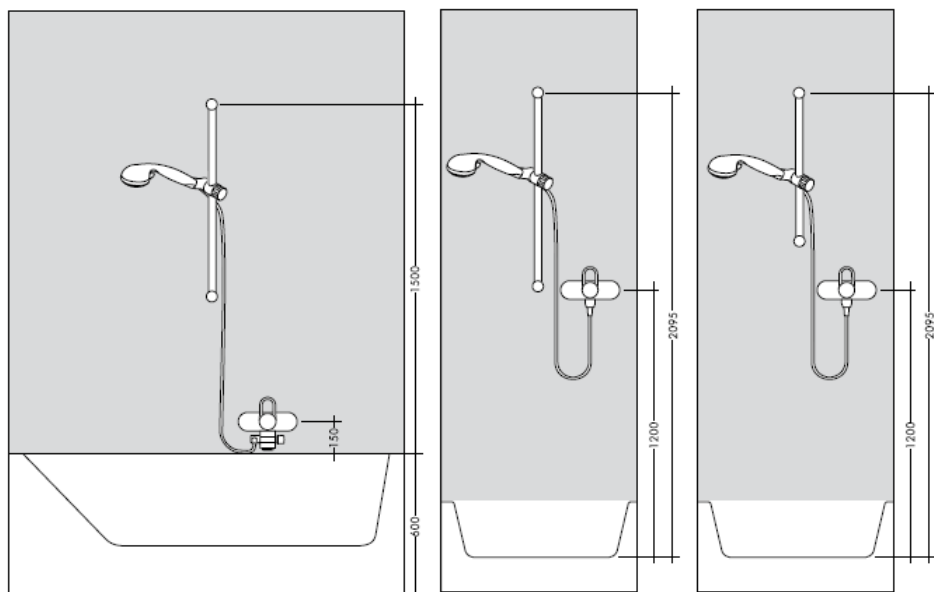
**Raindance E 120 Set 27887000**

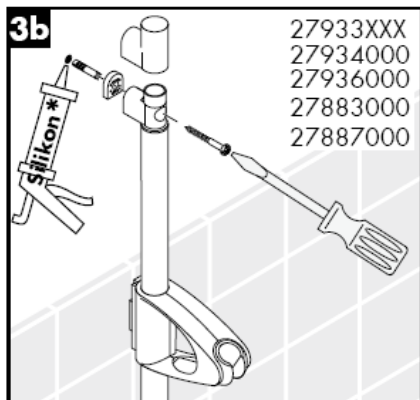
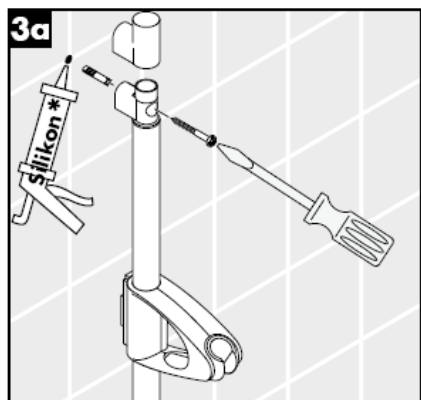
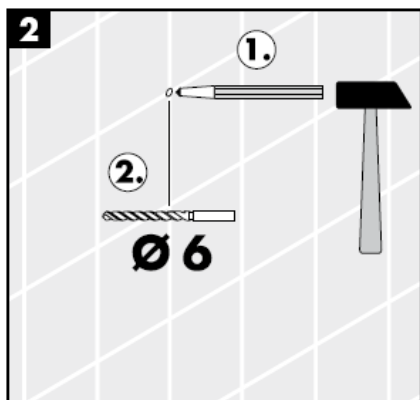
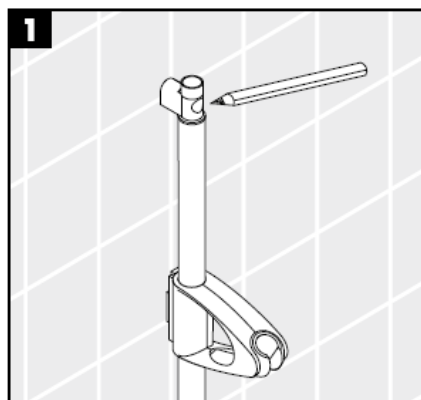


Опора для душа 27881000/27883000 поставляется только на экспорт и не продается в Германии!

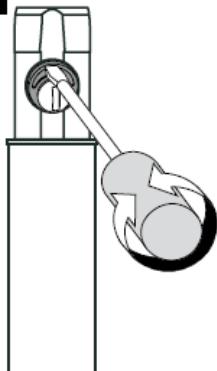
При монтаже изделия квалифицированным персоналом необходимо следить за тем, чтобы, поверхность крепления была плоской во всей зоне крепления (без выступающих швов или смещения плитки), структура стен подходила для монтажа изделия и, в частности, не имела слабых мест. Прилагаемые винты и дюбели предназначены только для бетона. При других типах стен необходимо соблюдать указания производителей дюбелей.

При определении внешних размеров при монтаже старайтесь по возможности учитывать расположение кафельной плитки.

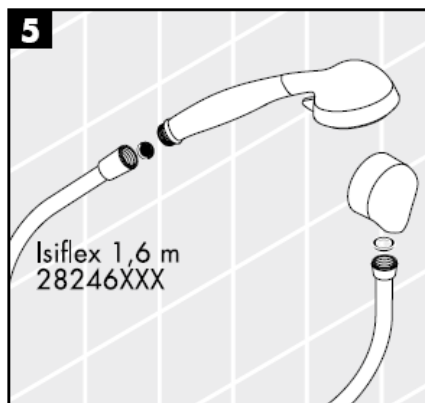
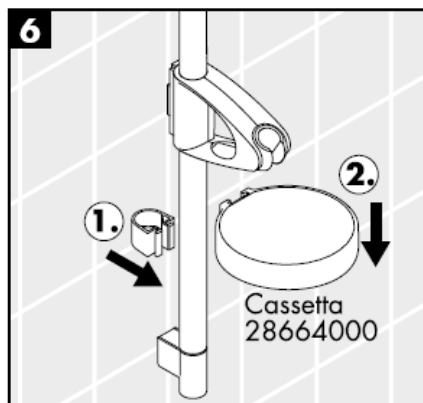




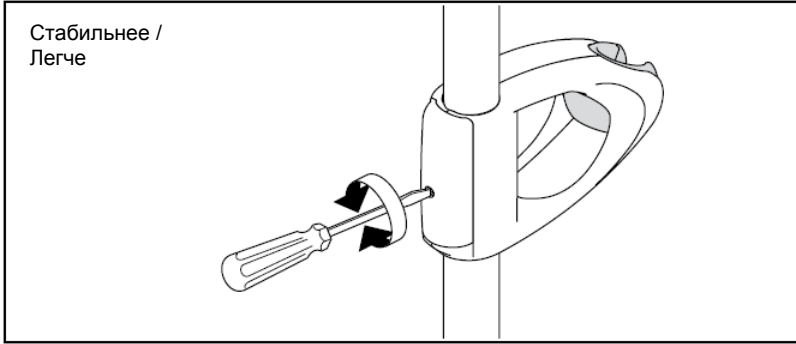


**4**

С помощью соединения-эксцентрика можно установить штангу строго вертикально.

**5****6**

\* Силикон (не содержит уксусной кислоты!)



Однорычажные смесители фирмы HANSGROHE можно использовать с электроводонагревателями бойлерного типа при минимальном давлении 0,15 МПа.

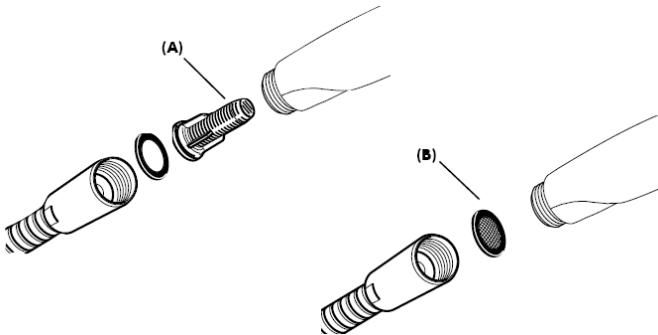
### Монтаж

Для предотвращения попадания частиц грязи из водопроводной сети необходимо установить прилагаемый к ручному душу фильтр (А). Частицы грязи могут нарушить отдельные функции и/или привести к повреждению функциональных деталей ручного душа, Hansgrohe не несет ответственность за повреждения вследствие отсутствия фильтра.

Предустановленный фильтр (А) предназначен для обеспечения стандартного расхода воды и защиты внутренней части лейки ручного душа от содержащихся в водопроводной воде загрязнений. Если Вы желаете повысить расход воды, Вам необходимо заменить предустановленный фильтр (А) на фильтр-сеточку (В).

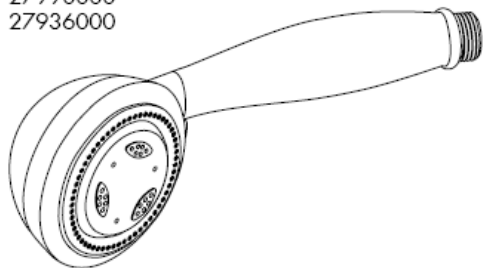
Содержащиеся в воде загрязнения могут попасть внутрь лейки привести к повреждениям/поломке внутреннего механизма лейки.

В этом случае покупатель теряет право на гарантию.



**Mistral /Unica'D /Talis S Combi**  
27067000

**Mistral/Unica'D**  
27990000  
27936000



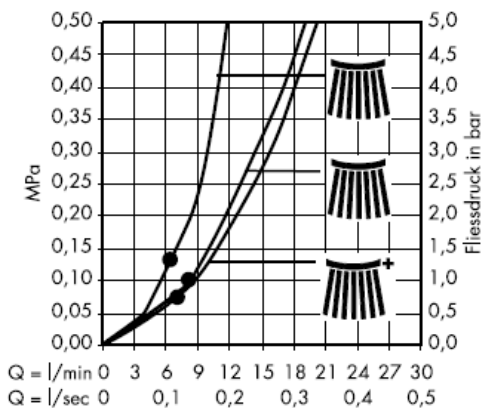
Нормальная  
струя



Массажная  
струя



Мягкая струя



Гарантированное функционирование при показателях свыше •.

### Mistral 3/Unica'D

27788000

27789000



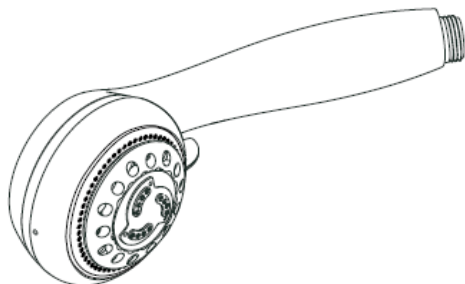
Нормальная  
струя



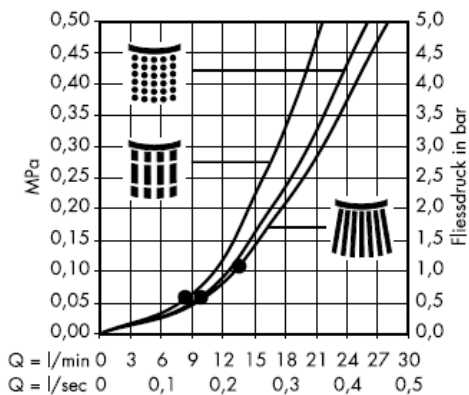
Массажная  
струя



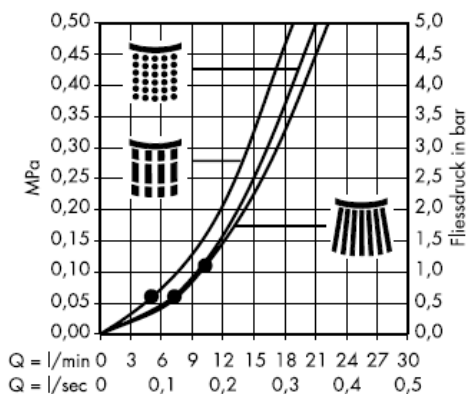
Мягкая  
струя



С фильтрующей вставкой (A)



С фильтром-сеткой, содержится в упаковке.



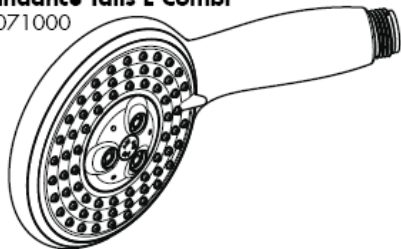
## Raindance E 100 Set

27881000

27883000

## Raindance Talis E Combi

27071000



С фильтрующей вставкой(A)



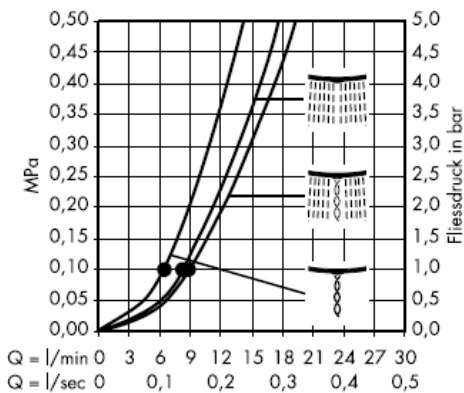
Rain AIR



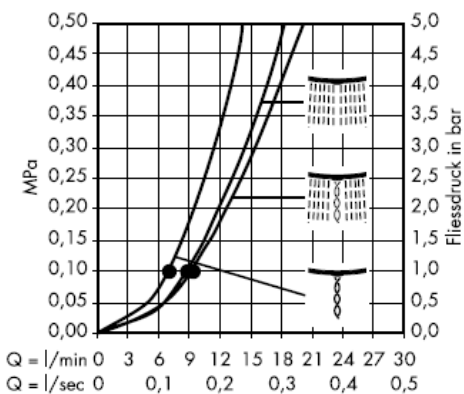
Balance AIR



Whirl AIR



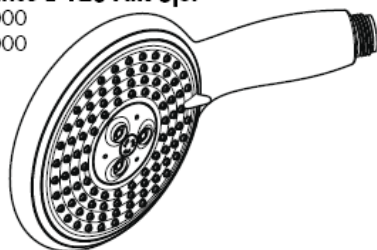
С фильтром-сеткой, содержится в упаковке.



## Raindance E 120 AIR 3jet

27885000

27887000



С фильтрующей вставкой(A)



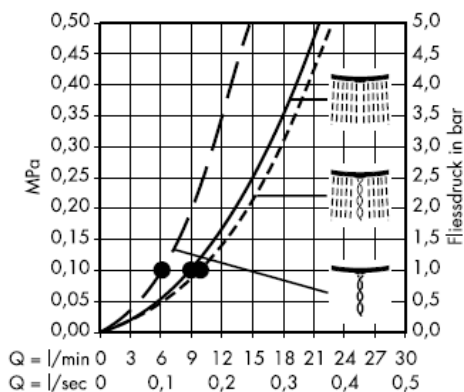
Rain AIR



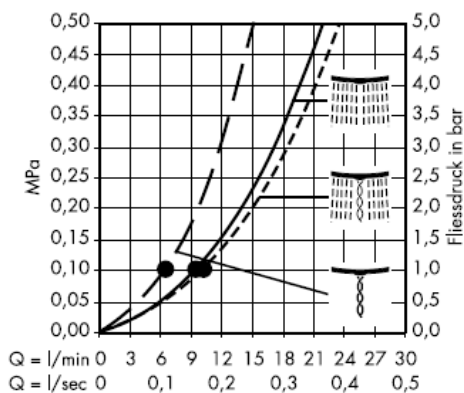
Balance AIR



Whirl AIR



С фильтром-сеткой, содержится в упаковке.



Гарантированное функционирование при показателях свыше \*.

---

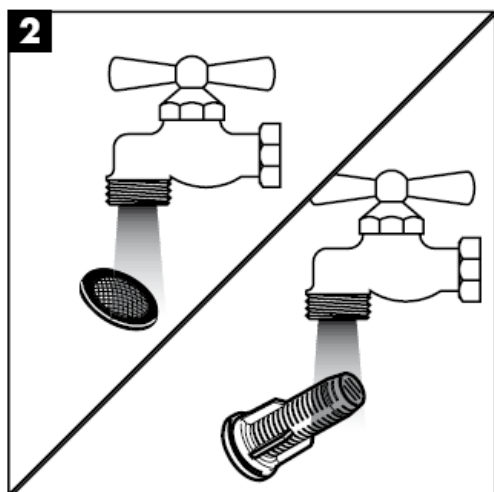
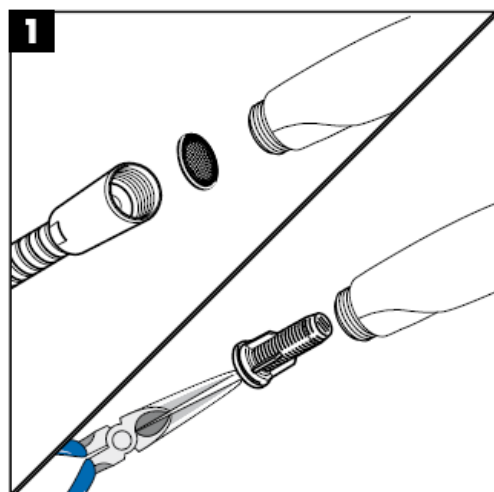
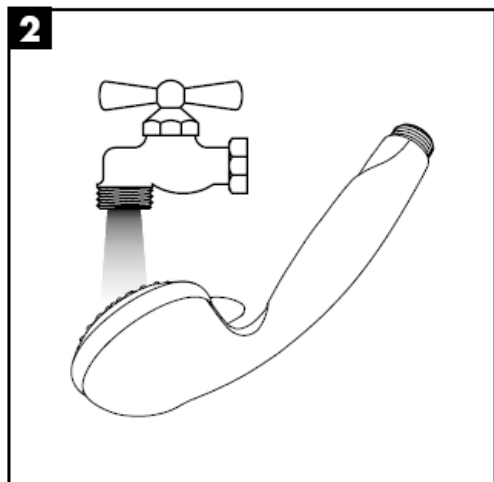
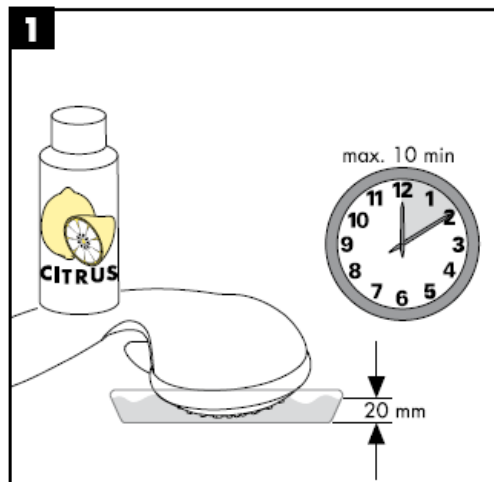
### Технические данные

Рабочее давление: max. 0,6 МПа  
Рекомендуемое рабочее давление: 0,1 – 0,4 МПа  
(1 МПа = 10 bar = 147 PSI)  
Температура горячей воды: max. 60° C

### Знак технического контроля

	DVGW	P-IX	SVGW	ACS	NF	WRAS	KIWA
27067000							
27071000							
27788000				X			
27789000							
27881000							
27883000				X			
27885000							
27887000				X			
27930XXX				X			
27933XXX				X			
27934000							
27936000				X			
27938000							
27990000							

Руководство по уходу за изделием





## Очистка

Простота чистки: известь очень легко стирается с утолщений.



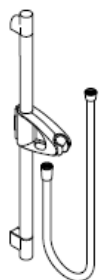
**hansgrohe**

Hansgrohe · Postfach 1145 · D-77761 Schiltach · Telefon +49 (0) 78 36/51-1282 · Telefax +49 (0) 7836/511440  
E-Mail: [info@hansgrohe.com](mailto:info@hansgrohe.com) · Internet: [www.hansgrohe.com](http://www.hansgrohe.com)

02/2009  
9.05719.01  
Русский



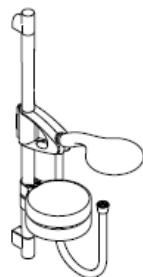
# Szerelési útmutató



**Unica'D**  
27930XXX  
27933XXX



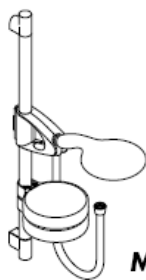
**Unica'D**  
27938000  
27934000



**Raindance  
E 100 Set**  
27881000  
27883000



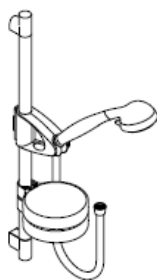
**Raindance  
Talis E Combi**  
27071000



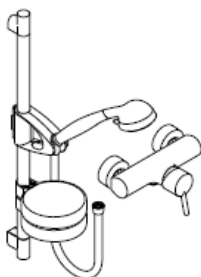
**Raindance  
E 120 Set**  
27885000  
27887000



**Mistral 3/Unica'D**  
27788000  
27789000



**Mistral/Unica'D**  
27990000  
27936000



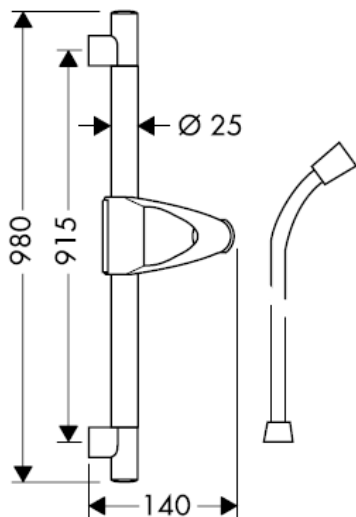
**Mistral /Unica'D  
/Talis S Combi**  
27067000

**hansgrohe**

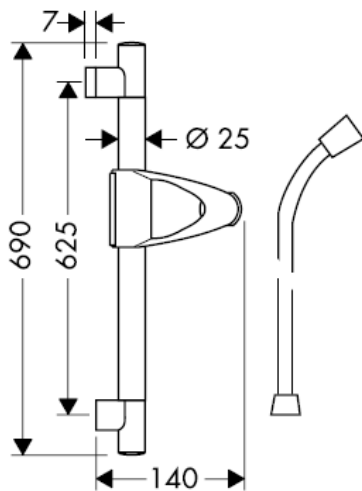


A megfelelő működést csak Hansgrohe  
kézizuhanyokkal és Hansgrohe  
zuhanycsövekkel garantáljuk.  
A zuhanycsövek kizárólag zuhanyok  
csaptelepekkel való összekötésére alkalmasak.  
A zuhanycső után (folyásirány szerint) elzárás  
beszerelése nem engedélyezett!

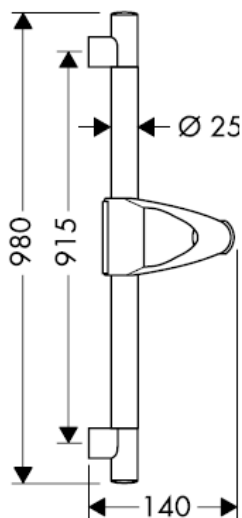
**Unica'D 27930XXX**



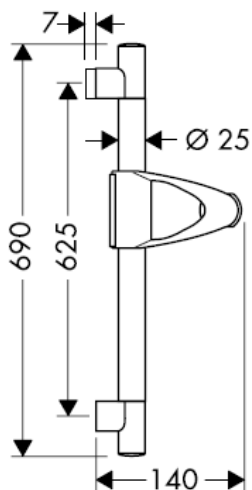
**Unica'D 27933XXX**



**Unica'D 27938000**

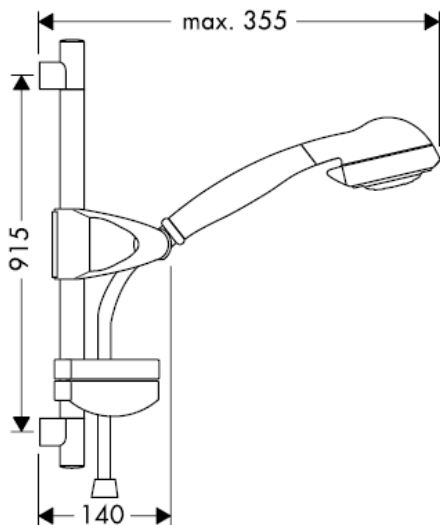


**Unica'D 27934000**

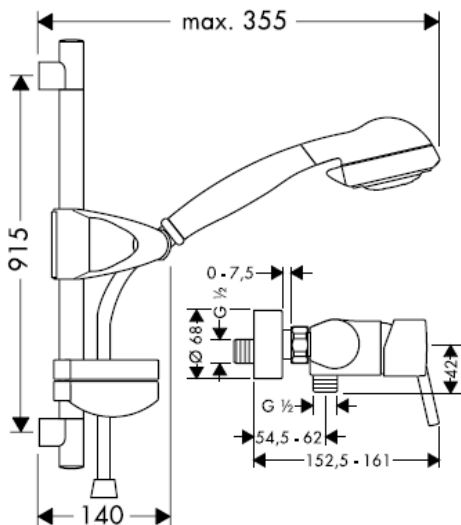


A 27933XXX/27938000/27934000 zuhanyrúd kizárólag exportra készül, ezért Németországban nem kapható!

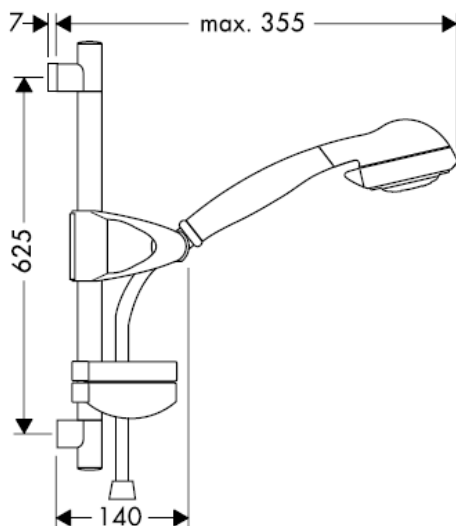
**Mistral/Unica'D 27990000**



**Mistral /Unica'D /Talis S Combi 27067000**

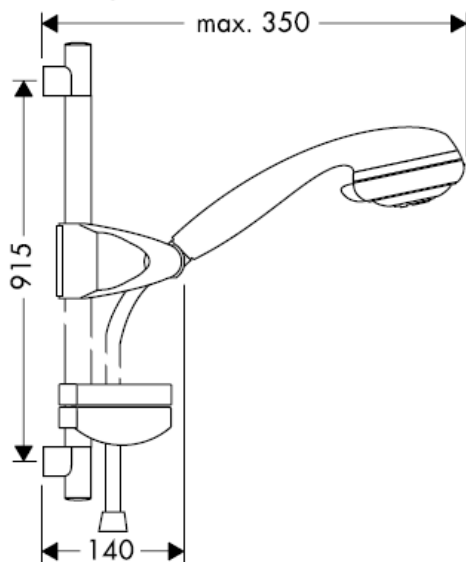


**Mistral/Unica'D 27936000**

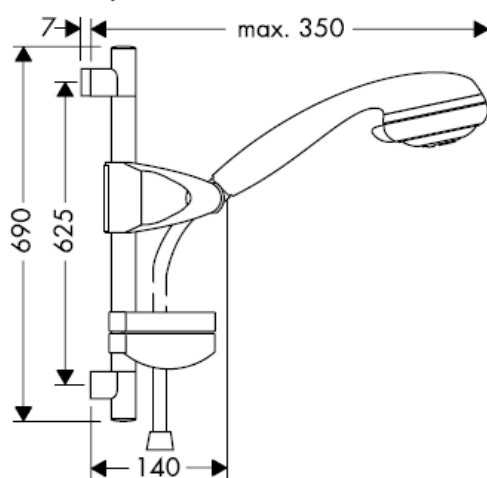


A 27936000 zuhanyrúd kizárólag exportra készül, ezért Németországban nem kapható!

**Mistral 3/Unica'D 27789000**

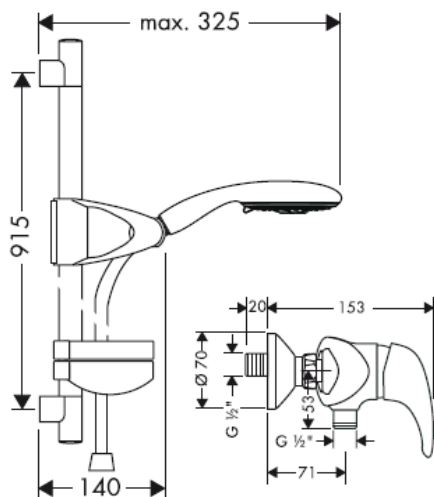


**Mistral 3/Unica'D 27788000**

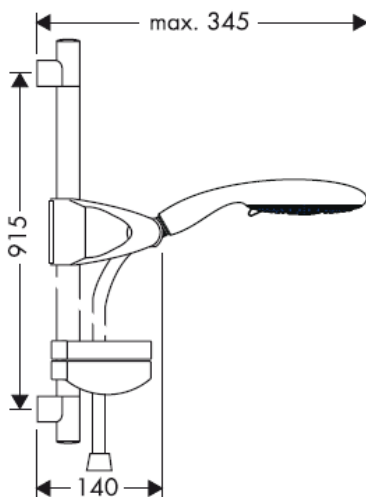


A 27788000 zuhanyrúd kizárólag exportra készül, ezért Németországban nem kapható!

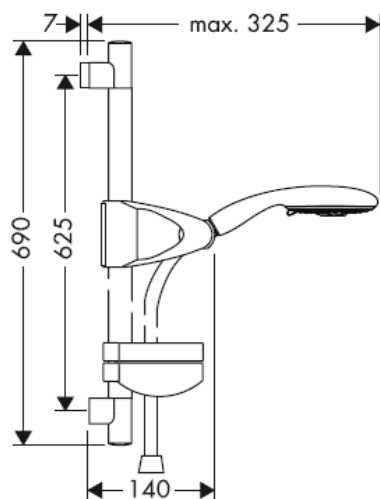
**Raindance E 100 Set 27881000**  
**Raindance Talis E Combi 27071000**



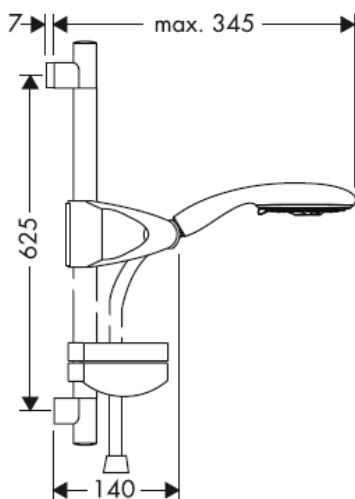
**Raindance E 120 Set 27885000**



**Raindance E 100 Set 27883000**



**Raindance E 120 Set 27887000**

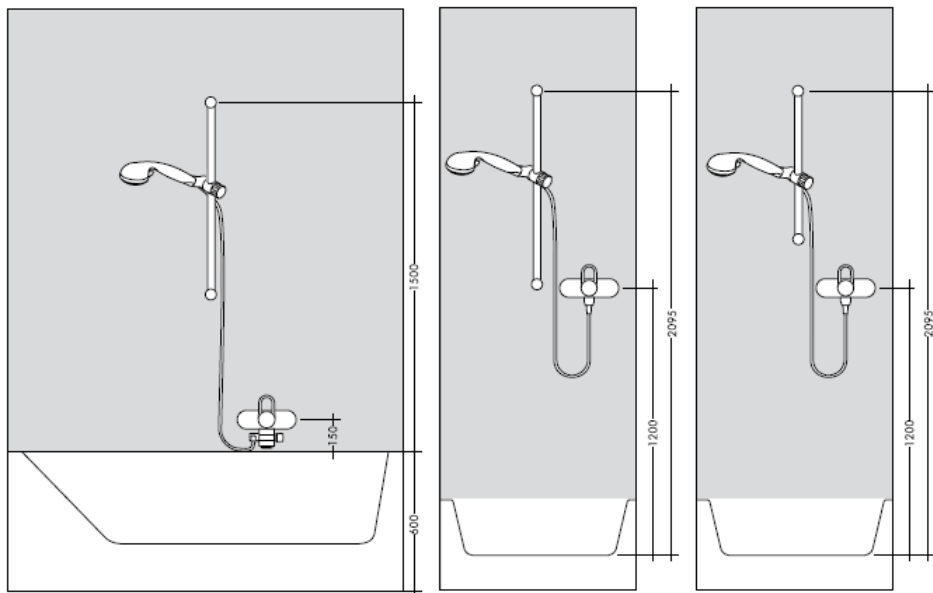


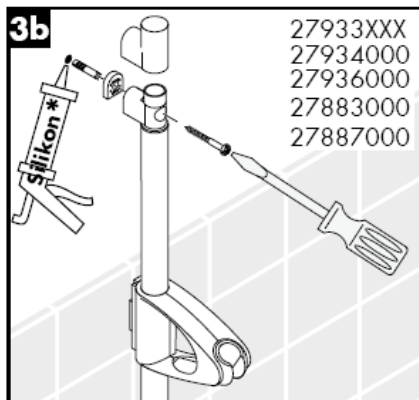
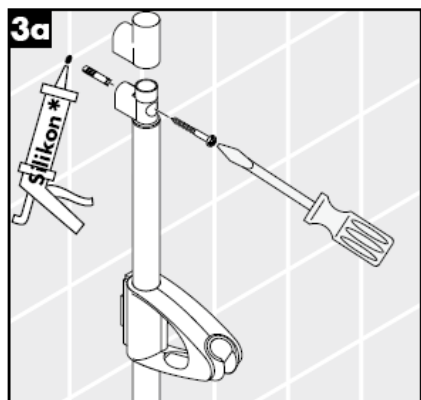
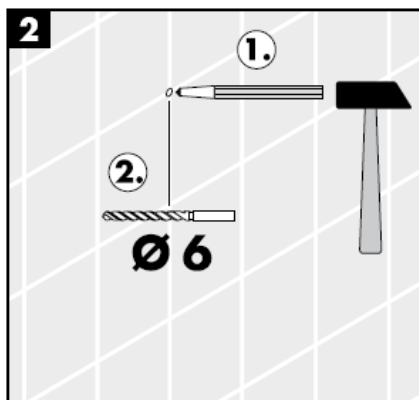
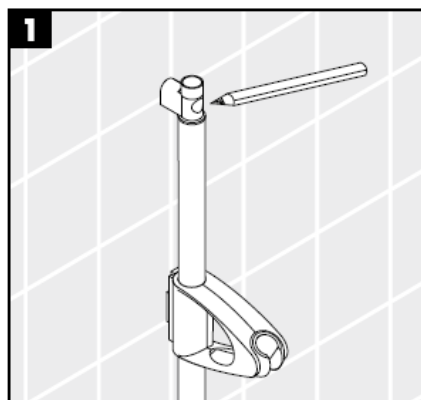
A 27881000/27883000 zuhanyrúd kizárólag exportra készül, ezért Németországban nem kapható!

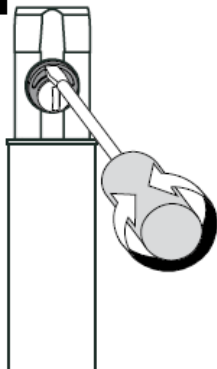


Miközben szakképzett szakember végzi a termék felszerelését, ügyelni kell arra, hogy a rögzítési felületek a rögzítési terület teljes egészén síkok (nincsenek kiálló fugák vagy csempezélek), a fal felépítése alkalmas a termék felszereléséhez, és különösképpen, hogy nincsenek benne gyenge pontok. A mellékelt csavarok és dübelek csak betonhoz alkalmasak. Egyéb falazatoknál figyelembe kell venni a dübelgyártó gyártói utasításait.

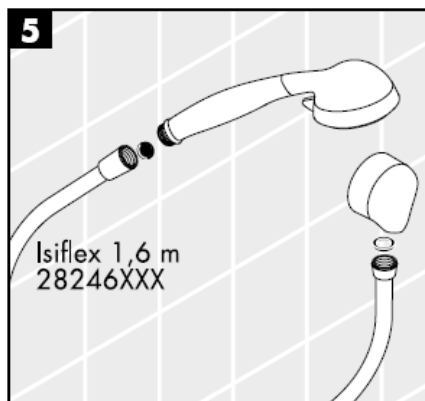
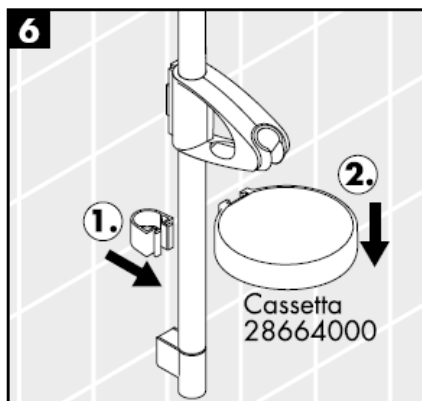
A méretet a lehetőségekhez mérten igazítsuk a csempe elrendezéséhez.



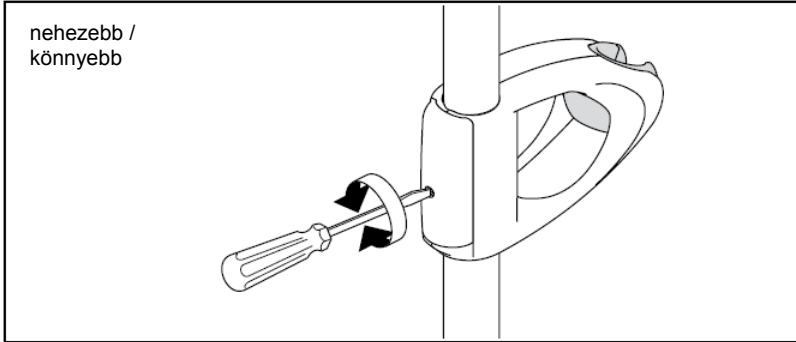


**4**

Az excenter hüvelynek köszönhetően a fúrési egyenletlenségek kiegyenlíthetőek.

**5****6**

\* Szilikon (ecetsavmentes!)

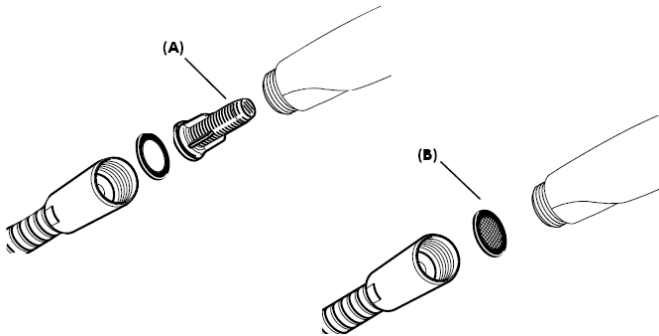


A Hansgrohe egykaros keverő csaptelepek beépíthetők hidraulikus- és hőszabályozással ellátott átfolyós vízmelegítőknél egyaránt, ha a víznyomás legalább 0,15 MPa.

### Szerelés

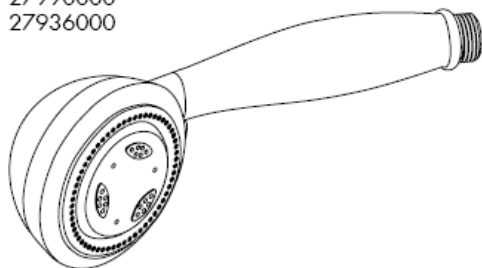
A kézi zuhanyhoz csomagolt szűrőt (A) be kell szerelni a vízhálózathoz tartozó szennyeződések kiküszöbölésére. A beáramló szennyeződések akadályozhatják és / vagy teljesen tönkre is tehetik a zuhany funkcióit. Az ezekből adódó károkért a Hansgrohe nem felel.

A mellékelt szűrőbetétet (A) be kell szerelni, hogy elérjük a kézizuhany norma szerinti átfolyását, valamint, hogy elkerüljük a vezetékes hálózathoz tartozó szennyeződések zuhanyba való bekerülését. Amennyiben nagyobb átfolyási vízmennyiséget szeretnénk elérni, a szűrőbetét (A) helyett használjuk a szűrőtömítést (B). A vezetékes hálózathoz tartozó szennyeződések gátolhatják a termék működését, és/vagy megrongálhatják a zuhany működő alkatrészeit. Az ebből adódó károkért a Hansgrohe nem felel.



**Mistral /Unica'D /Talis S Combi**  
27067000

**Mistral/Unica'D**  
27990000  
27936000



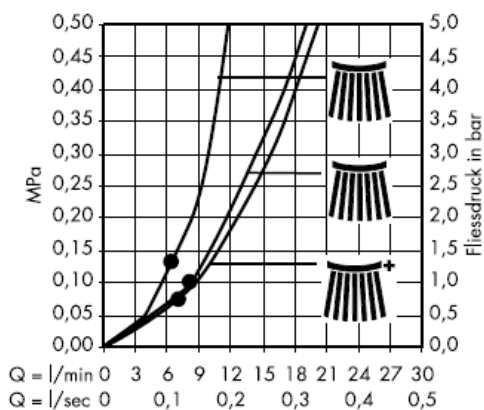
Normálsugár



Masszázs-  
sugár



Lágysugár



A • -től működik az adott funkció.

### Mistral 3/Unica'D

27788000

27789000



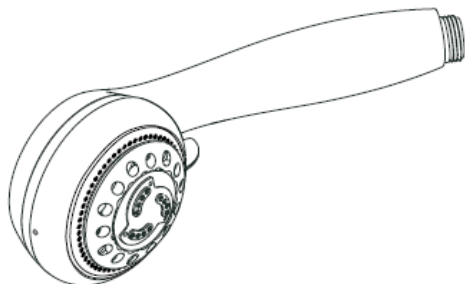
Normálsugár



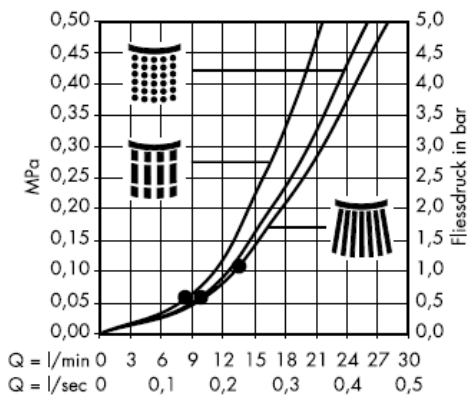
Masszázs-sugár



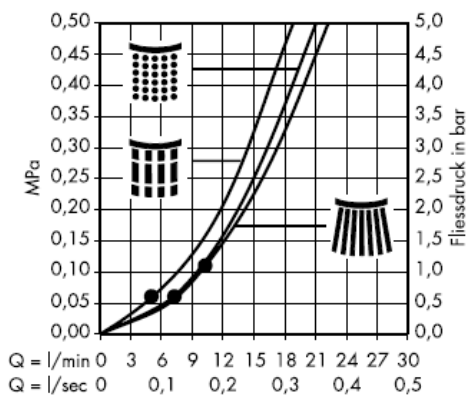
Lágy-sugár



Szűrőbetéttel (A)



Szűrőtömítéssel (B)



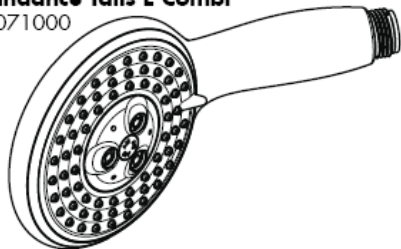
## Raindance E 100 Set

27881000

27883000

## Raindance Talis E Combi

27071000



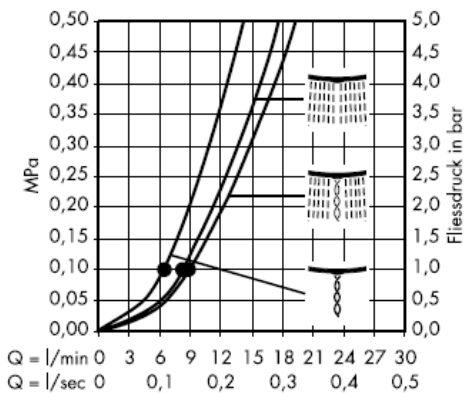
Szűrőbetéttel(A)



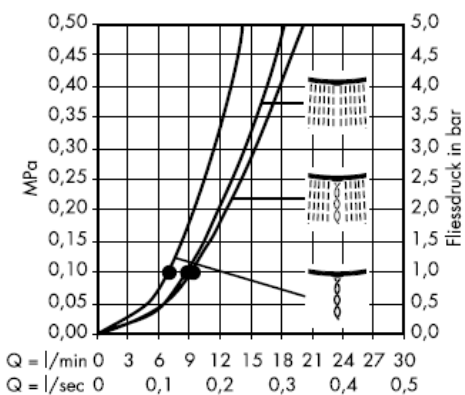
Rain AIR

Balance AIR

Whirl AIR



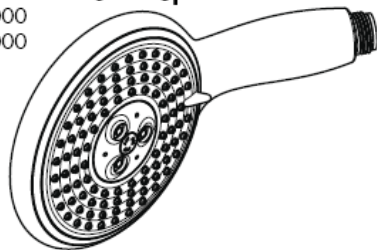
Szűrőtömítéssel (B)



## Raindance E 120 AIR 3jet

27885000

27887000



Szűrőbetéttel(A)



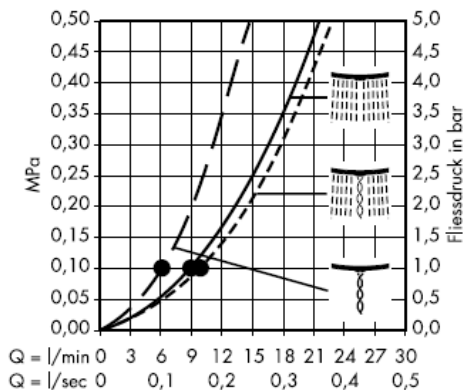
Rain AIR



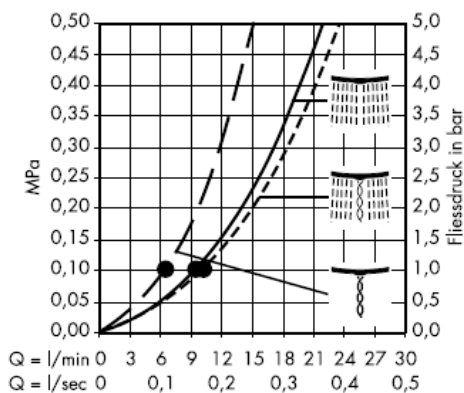
Balance AIR



Whirl AIR



Szűrőtömítéssel (B)



A • -től működik az adott funkció.



---

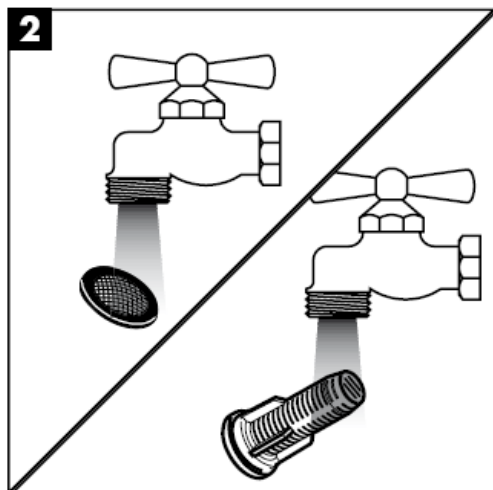
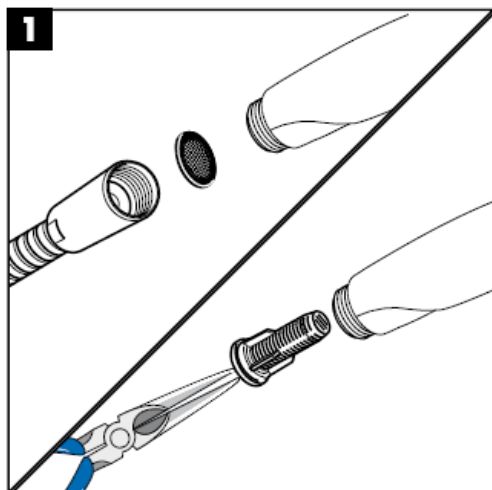
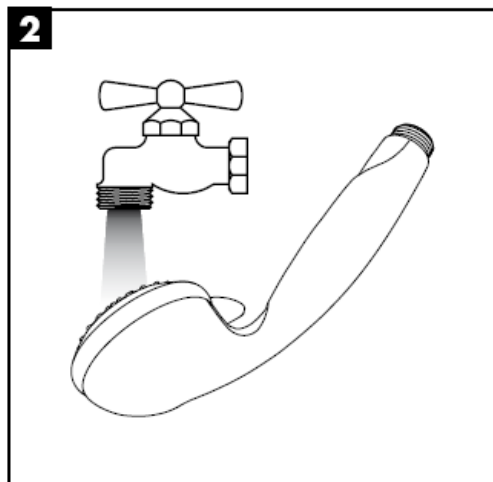
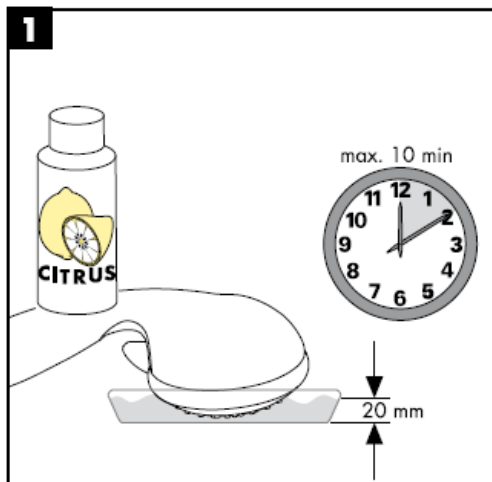
## Műszaki adatok

Üzemi nyomás: max. 0,6 MPa  
Ajánlott üzemi nyomás: 0,1 – 0,4 MPa  
(1 MPa = 10 bar = 147 PSI)  
Forróvíz hőmérséklet: max. 60° C

## Vizsgajel

	DVGW	P-IX	SVGW	ACS	NF	WRAS	KIWA
27067000							
27071000							
27788000				X			
27789000							
27881000							
27883000				X			
27885000							
27887000				X			
27930XXX				X			
27933XXX				X			
27934000							
27936000				X			
27938000							
27990000							

Ápolási tanácsok



## Tisztítás

Egyszerűen tiszta: a vízkő egészen könnyen ledörzsölhető a csomókról.



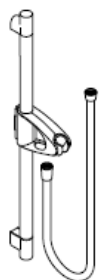
**hansgrohe**

Hansgrohe · Postfach 1145 · D-77761 Schiltach · Telefon +49 (0) 78 36/51-1282 · Telefax +49 (0) 7836/511440  
E-Mail: [info@hansgrohe.com](mailto:info@hansgrohe.com) · Internet: [www.hansgrohe.com](http://www.hansgrohe.com)

02/2009  
9.05719.01  
Magyar



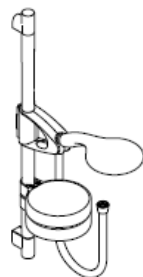
# Asennusohje



**Unica'D**  
27930XXX  
27933XXX



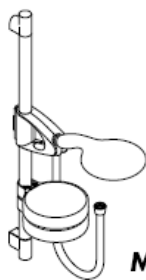
**Unica'D**  
27938000  
27934000



**Raindance  
E 100 Set**  
27881000  
27883000



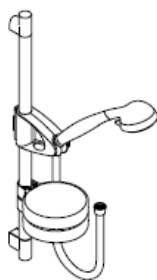
**Raindance  
Talis E Combi**  
27071000



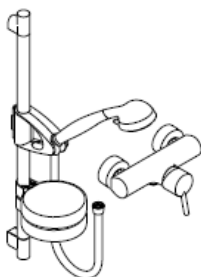
**Raindance  
E 120 Set**  
27885000  
27887000



**Mistral 3/Unica'D**  
27788000  
27789000



**Mistral/Unica'D**  
27990000  
27936000



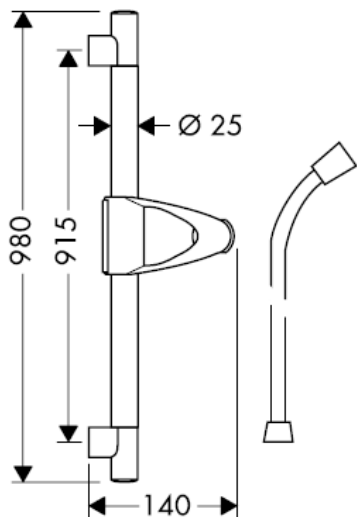
**Mistral /Unica'D  
/Talis S Combi**  
27067000

**hangrohe**

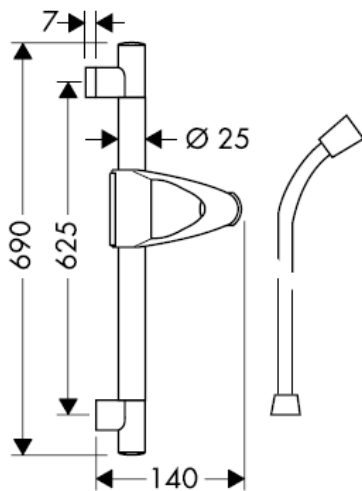


Optimaalinen toiminta on taattuna vain Hansgrohe käsisuihkuja ja Hansgrohe suihkuletkuja käytettäessä. Suihkuletkut soveltuvat vain käsisuihkun liittämiseen armatuureihin. Letkun jälkeen virtaussuunnassa oleva sulkuventtiili ei ole sallittua!

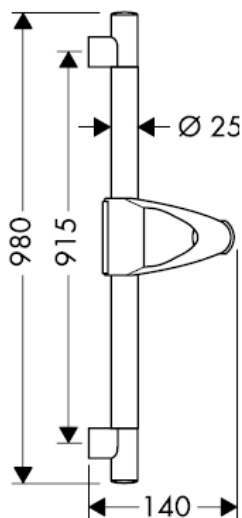
**Unica'D 27930XXX**



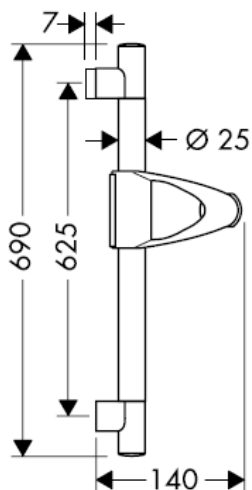
**Unica'D 27933XXX**



**Unica'D 27938000**

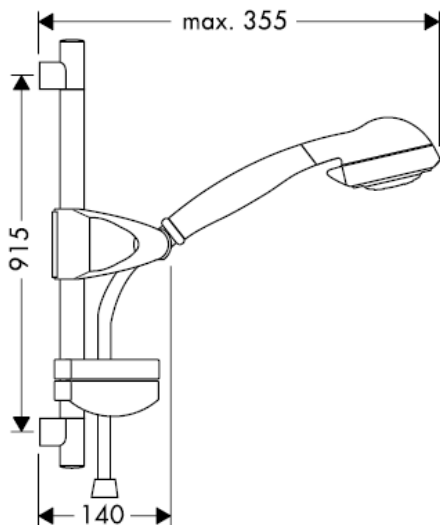


**Unica'D 27934000**

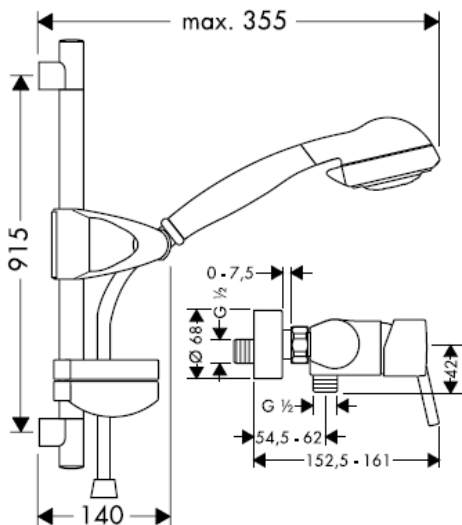


Suihkutanko 27933XXX/27938000/27934000 on tarkoitettu vain vientiin ja sitä ei siksi ole Saksassa saatavilla!

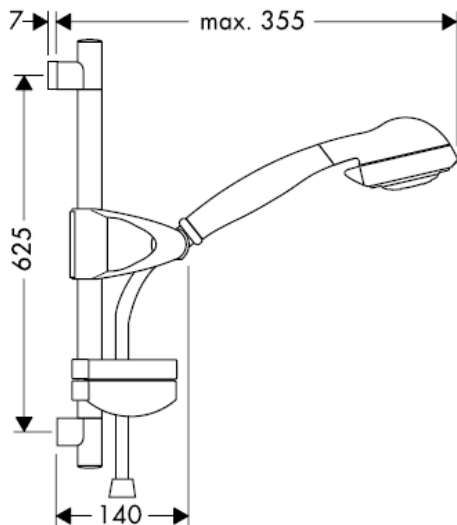
**Mistral/Unica'D 27990000**



**Mistral /Unica'D /Talis S Combi 27067000**



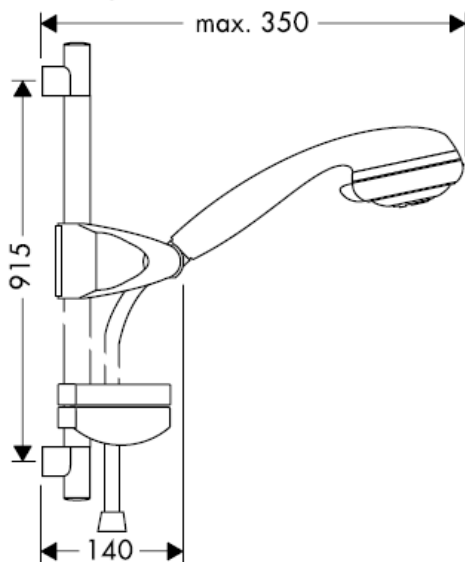
**Mistral/Unica'D 27936000**



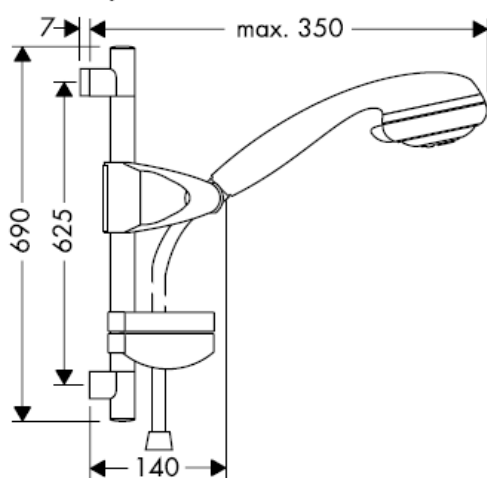
Suihkutanko 27936000 on tarkoitettu vain vientiin ja sitä ei siksi ole Saksassa saatavilla!



**Mistral 3/Unica'D 27789000**

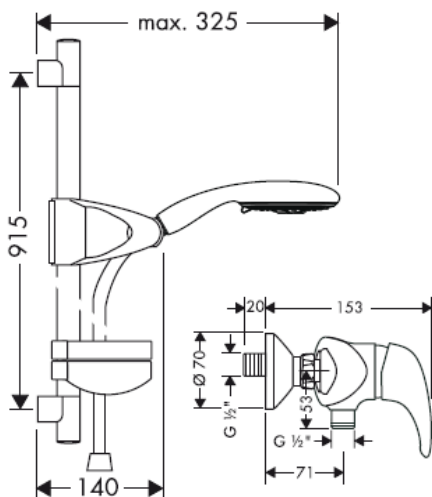


**Mistral 3/Unica'D 27788000**

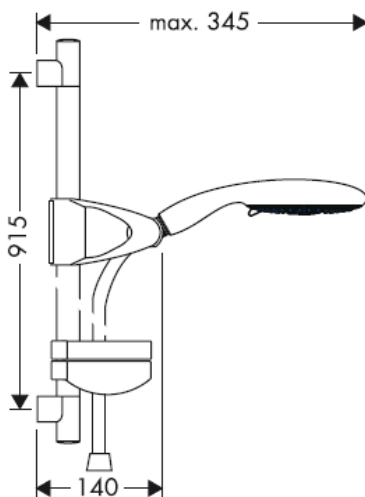


Suihkutanko 27788000 on tarkoitettu vain vientiin ja sitä ei siksi ole Saksassa saatavilla!

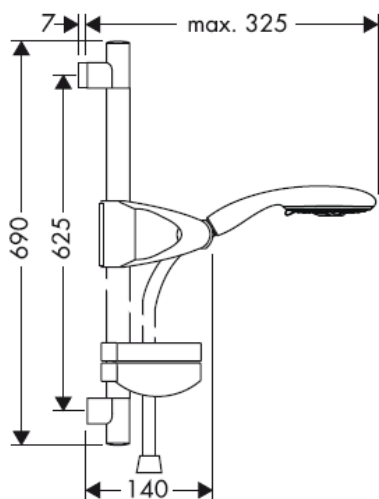
**Raindance E 100 Set 27881000**  
**Raindance Talis E Combi 27071000**



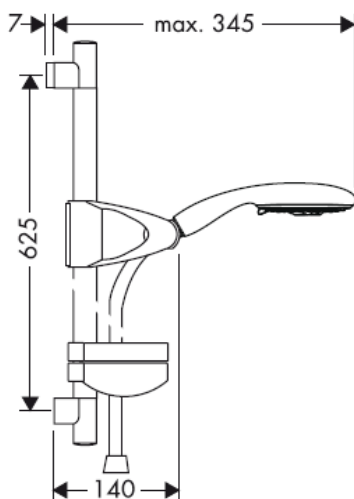
**Raindance E 120 Set 27885000**



**Raindance E 100 Set 27883000**



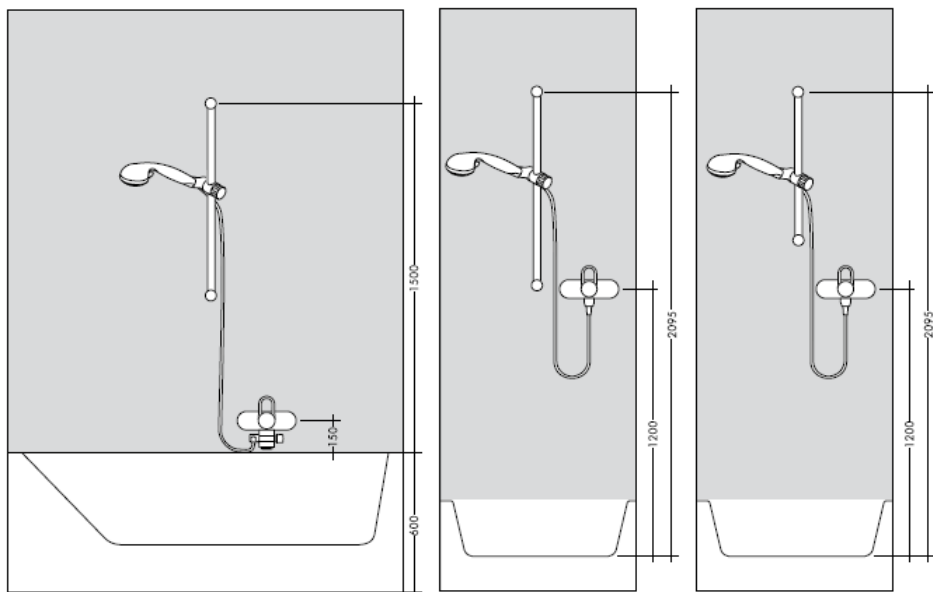
**Raindance E 120 Set 27887000**

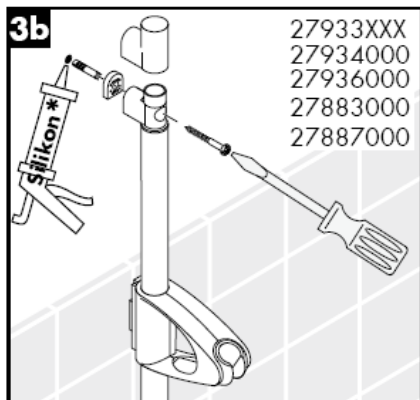
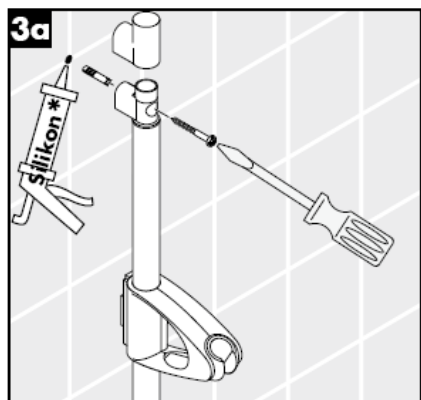
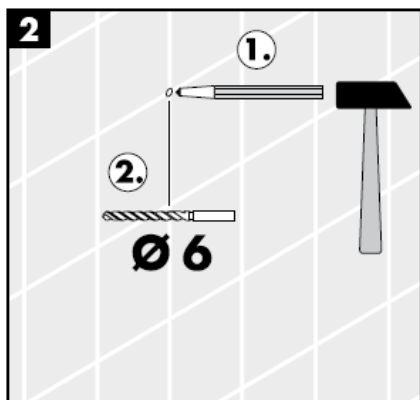
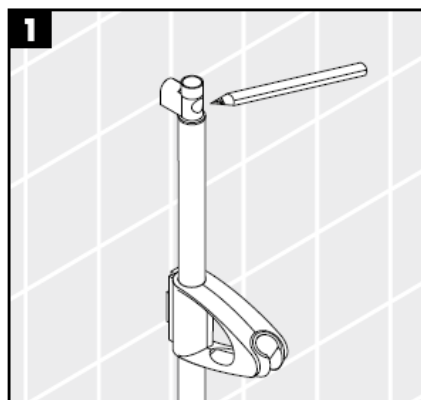



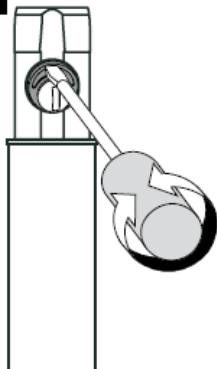
Suihkutanko 27881000/27883000 on tarkoitettu vain vientiin ja sitä ei siksi ole Saksassa saatavilla!

Kun pätevä ammattihenkilöstö suorittaa tuotteen asennusta, on huomioitava, että kiinnityspinta on koko kiinnityksen alueella tasainen (ei ulkonevia saumoja tai laattojen tasomuutoksia) ja, että seinän rakenne soveltuu tuotteen asentamiseen eikä siinä ole heikkoja kohtia. Mukana olevat kiinnitysruuvit ja kiinnitysankkurit soveltuvat betoniin kiinnittämiseen. Kiinnitettäessä tuotetta muihin seinärakenteisiin, noutata kiinnittimien valmistajan ohjeita.

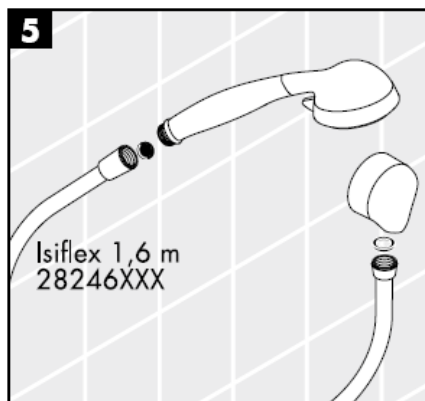
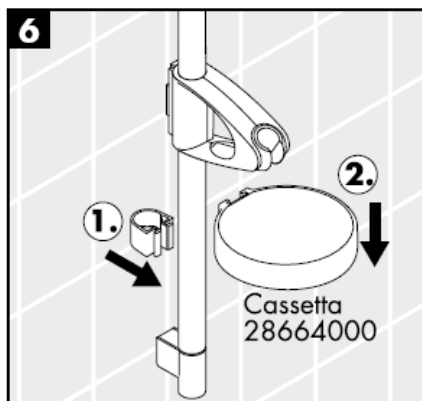
Sovita mitat mahdollisuuksien mukaan laattaruudukon mukaisiksi.



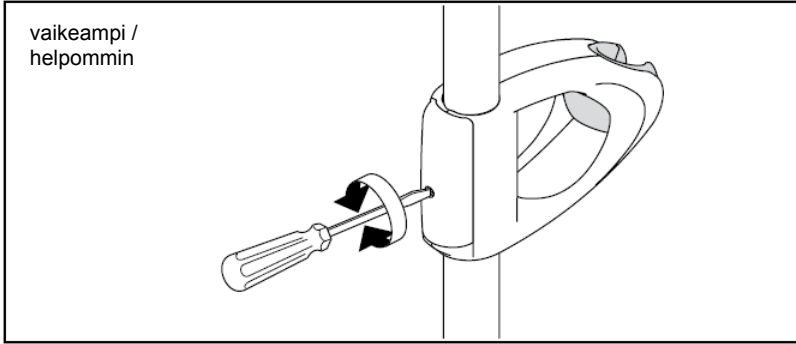


**4**

Poraustoleranssit voidaan tasata epäkeskokohteilla.

**5****6**

\* Silikoni (etikkahappovapaa!)



Hansgrohe yksivipuisia sekoittimia voi käyttää hydraulisesti tai termisesti ohjattujen läpivirtauskuumentimien yhteydessä, jos virtauspaine on vähintään 0,15 MPa.

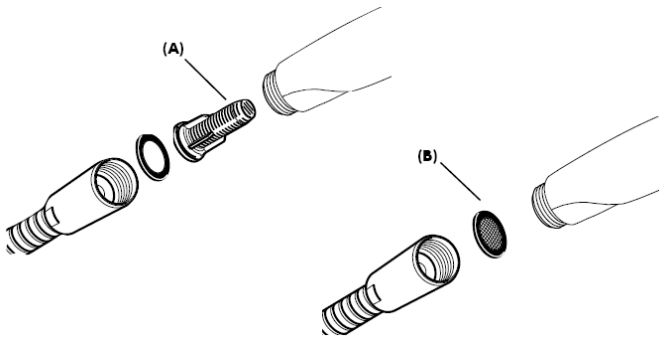
### Asennus

Käsisuihkun mukana toimitettu sihti (A) on asennettava paikalleen, jotta lian huuhtoutuminen vesijohtoverkostosta käsisuihkuun estyy.

Huuhtoutuvat likahiukkaset voivat häiritä toimintaa tai vahingoittaa toimintaosia, Hansgrohe ei vastaa tästä aiheutuneista vahingoista.

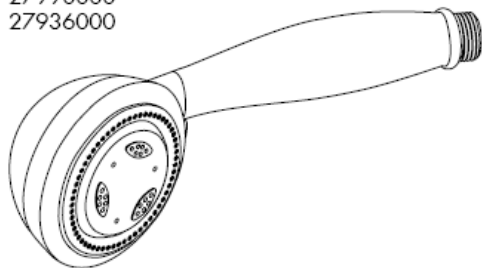
Käsisuihkun mukana toimitettu suodatinpatruuna (A) on asennettava paikalleen, jotta käsisuihkun normaalivirtaus olisi taattuna ja, jotta lian huuhtoutuminen vesijohtoverkostosta käsisuihkuun estyy. Jos halutaan suurempaa vesimäärää, suodatinpatruunan (A) tilalle voidaan asentaa sihtitiivistä (B).

Huuhtoutuvat likahiukkaset voivat häiritä suihkun toimintaa tai vahingoittaa toimintaosia, Hansgrohe ei vastaa tästä aiheutuneista vahingoista.



**Mistral /Unica'D /Talis S Combi**  
27067000

**Mistral/Unica'D**  
27990000  
27936000



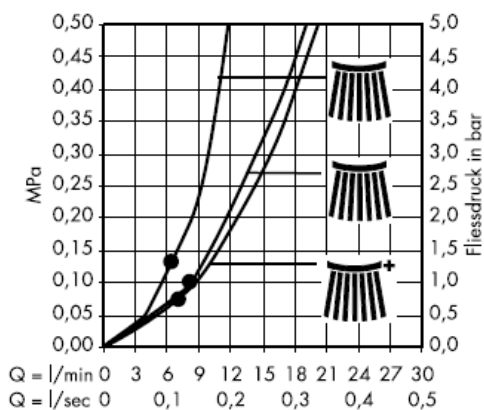
Normaalisuihku



Hierontasuihku



Pehmosuihku



Tämä toiminta on taattuna • alkaen.

### Mistral 3/Unica'D

27788000

27789000



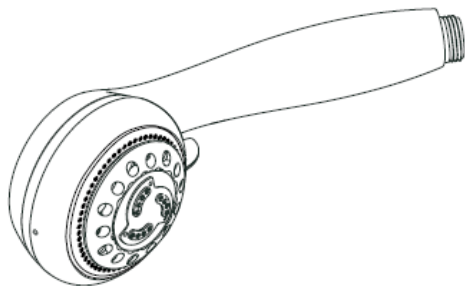
Normaalisuihku



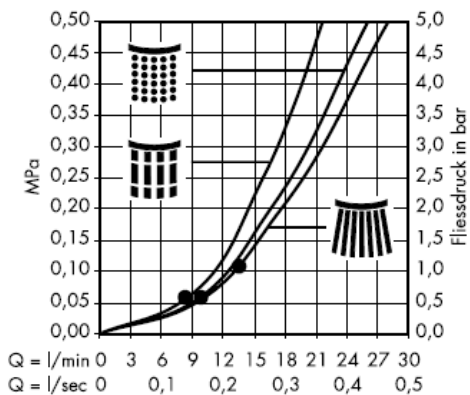
Hierontasuihku



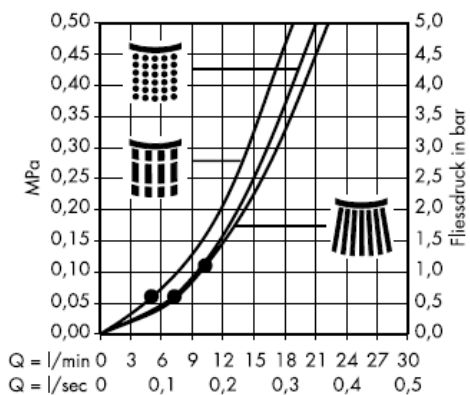
Pehmosuihku



Suodatinpanoksella (A)



Sihtitiivisteellä (B)





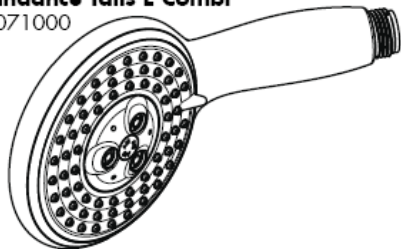
## Raindance E 100 Set

27881000

27883000

## Raindance Talis E Combi

27071000



Suodatinpanoksella(A)



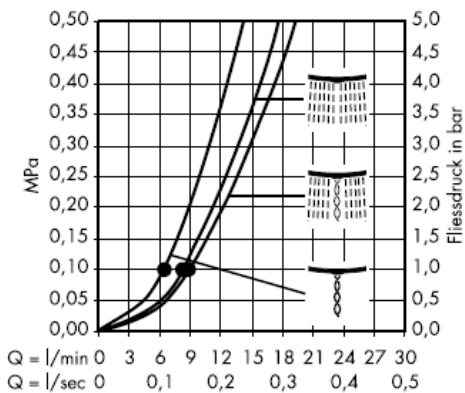
Rain AIR



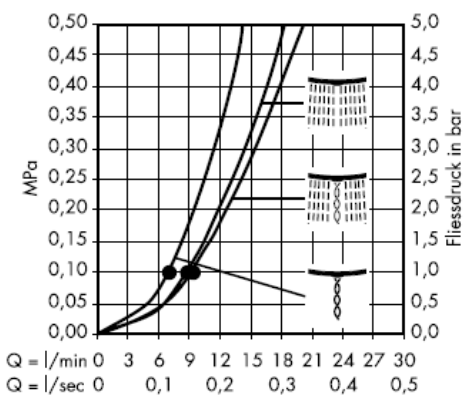
Balance AIR



Whirl AIR



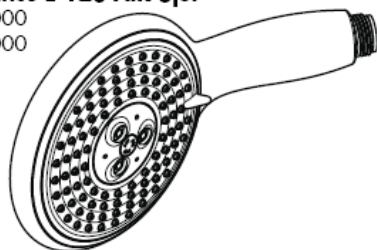
Sihtitiivisteellä (B)



## Raindance E 120 AIR 3jet

27885000

27887000



Suodatinpanoksella(A)



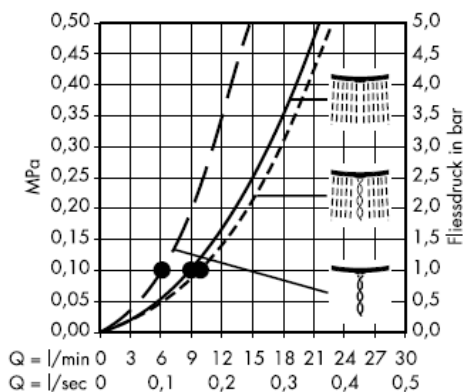
Rain AIR



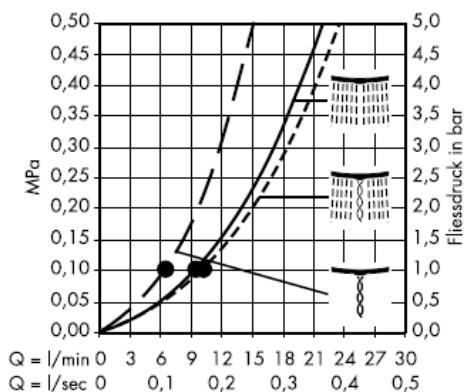
Balance AIR



Whirl AIR



Sihtitiivisteellä (B)



Tämä toiminta on taattuna • alkaen.

---

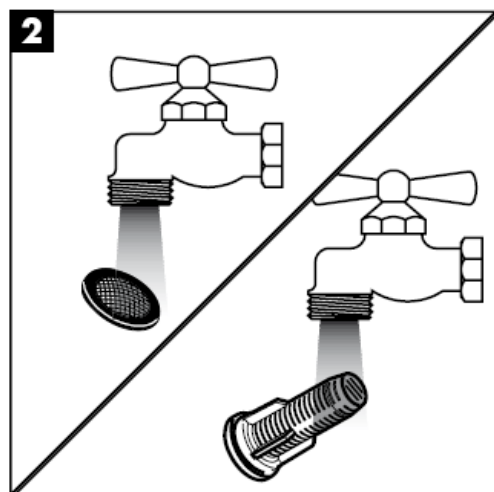
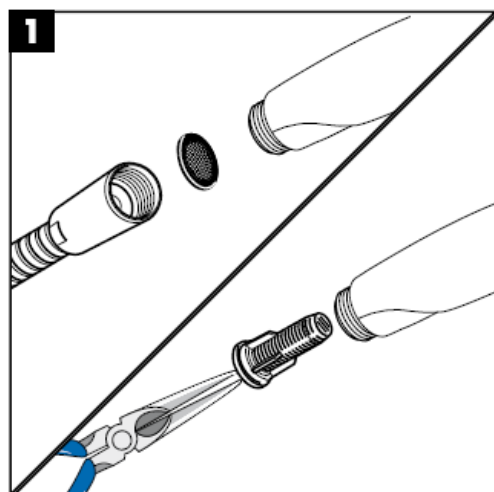
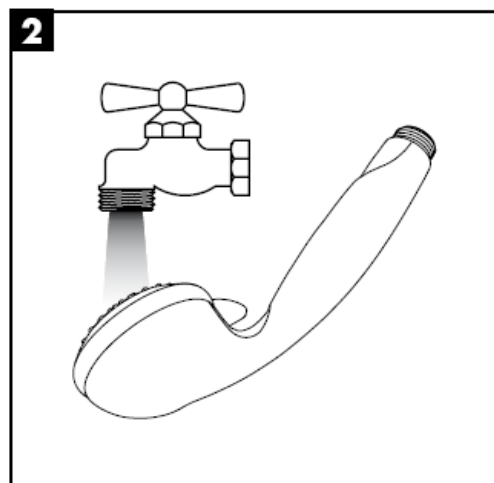
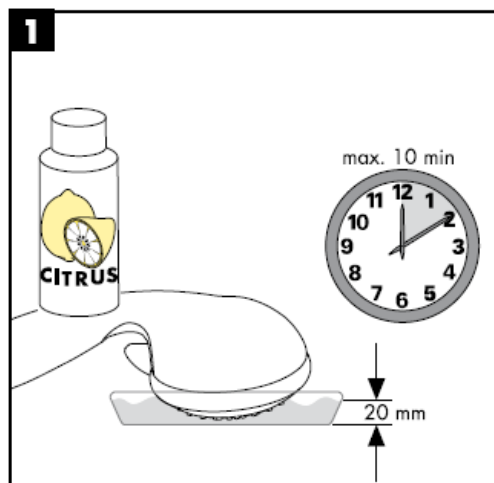
## Tekniset tiedot

Käyttöpaine: max. 0,6 MPa  
Suositeltu käyttöpaine: 0,1 – 0,4 MPa  
(1 MPa = 10 bar = 147 PSI)  
Kuumen veden lämpötila: max. 60° C

## Koestusmerkki

	DVGW	P-IX	SVGW	ACS	NF	WRAS	KIWA
27067000							
27071000							
27788000				X			
27789000							
27881000							
27883000				X			
27885000							
27887000				X			
27930XXX				X			
27933XXX				X			
27934000							
27936000				X			
27938000							
27990000							

Hoito-ohje



## Puhdistus

Yksinkertaisesti puhdas: kalkin voi helposti hieroa irti nypyistä.



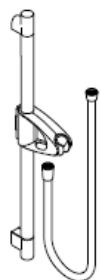
**hansgrohe**

Hansgrohe · Postfach 1145 · D-77761 Schiltach · Telefon +49 (0) 78 36/51-1282 · Telefax +49 (0) 7836/511440  
E-Mail: [info@hansgrohe.com](mailto:info@hansgrohe.com) · Internet: [www.hansgrohe.com](http://www.hansgrohe.com)

02/2009  
9.05719.01  
Suomi



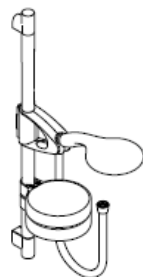
# Monteringsanvisning



**Unica'D**  
27930XXX  
27933XXX



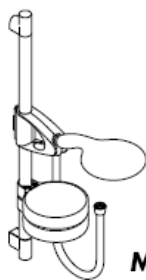
**Unica'D**  
27938000  
27934000



**Raindance  
E 100 Set**  
27881000  
27883000



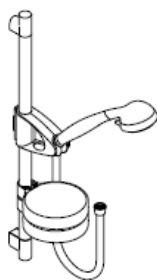
**Raindance  
Talis E Combi**  
27071000



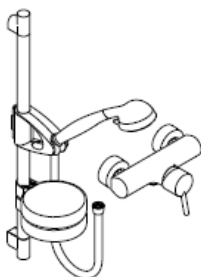
**Raindance  
E 120 Set**  
27885000  
27887000



**Mistral 3/Unica'D**  
27788000  
27789000



**Mistral/Unica'D**  
27990000  
27936000



**Mistral /Unica'D  
/Talis S Combi**  
27067000

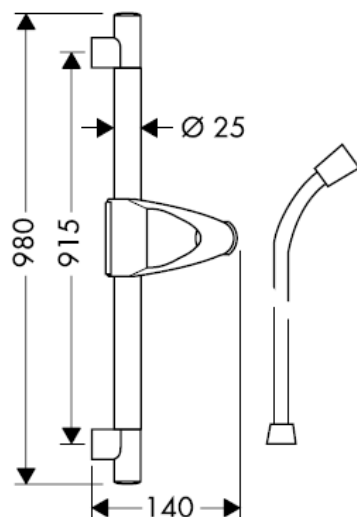
**hangrohe**



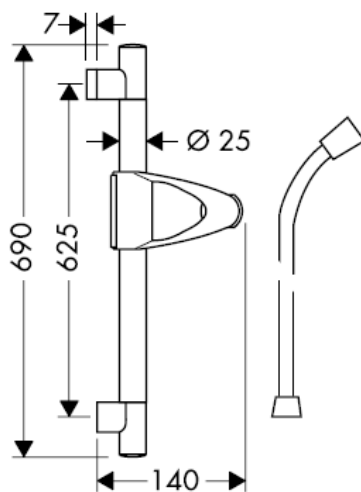
Optimal funktion garanteras bar tillsammans med Hansgrohe handduschar och Hansgrohe duschslangar.  
Duschslangar är endast avsedda till att ansluta duschar på blandare. Det är inte tillåtet att lägga in en spärr efter slangen och i flödesriktningen!



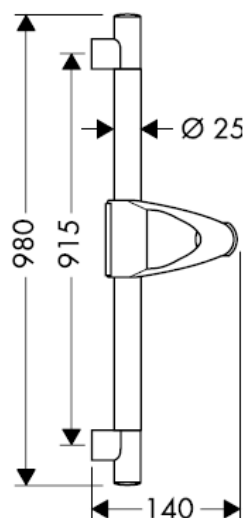
**Unica'D 27930XXX**



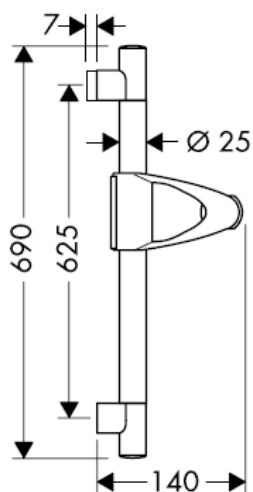
**Unica'D 27933XXX**



**Unica'D 27938000**

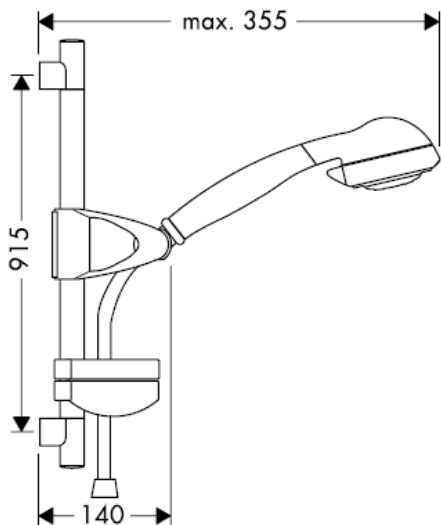


**Unica'D 27934000**

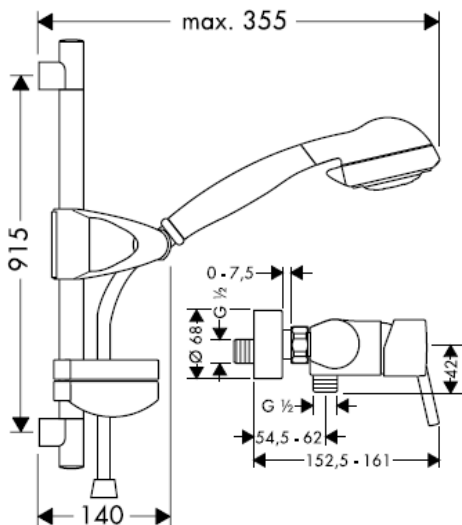


Duschstangen 27933XXX/27938000/27934000 är uteslutande avsedd för export och finns därför inte i Tyskland!

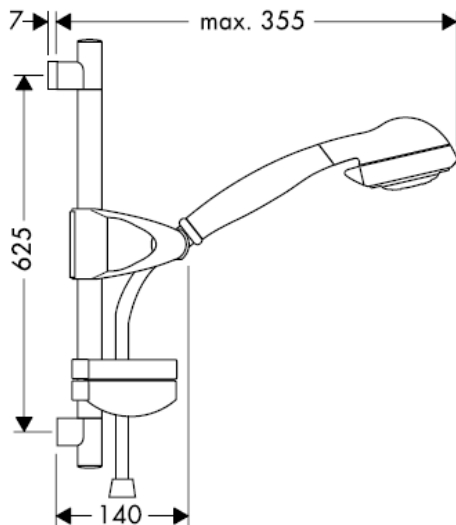
**Mistral/Unica'D 27990000**



**Mistral /Unica'D /Talis S Combi 27067000**

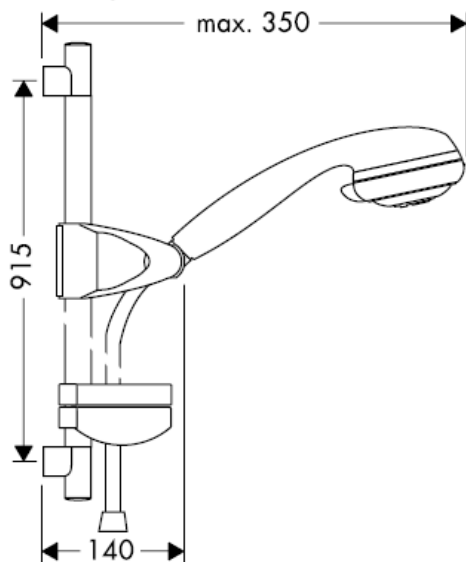


**Mistral/Unica'D 27936000**

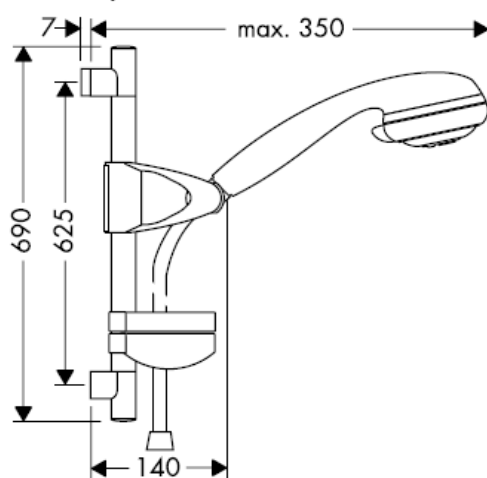


Duschstänger 27936000 är uteslutande avsedd för export och finns därför inte i Tyskland!

**Mistral 3/Unica'D 27789000**

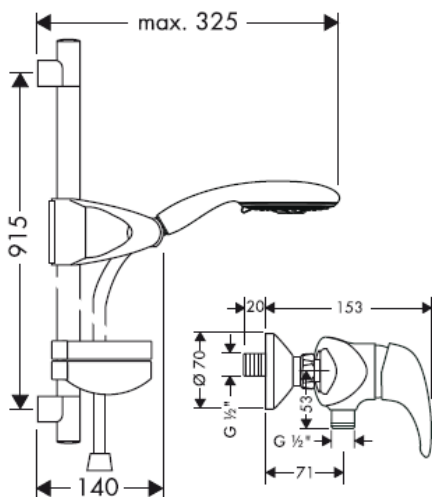


**Mistral 3/Unica'D 27788000**

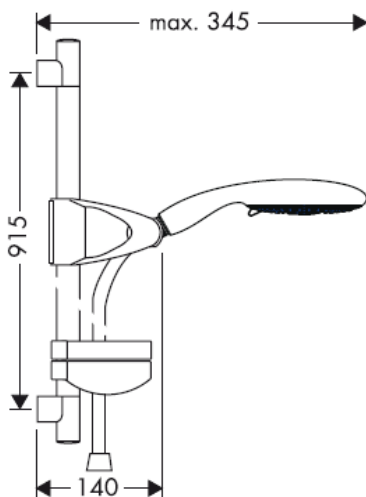


Duschstången 27788000 är uteslutande avsedd för export och finns därför inte i Tyskland!

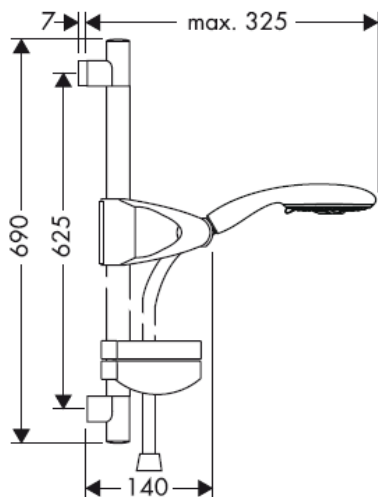
**Raindance E 100 Set 27881000**  
**Raindance Talis E Combi 27071000**



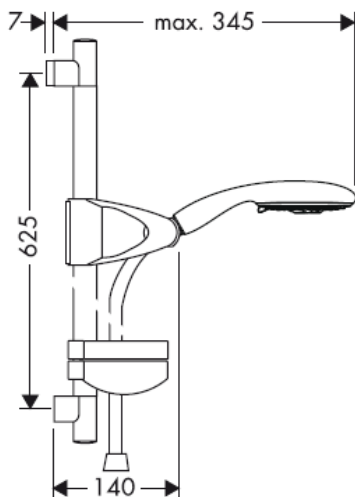
**Raindance E 120 Set 27885000**



**Raindance E 100 Set 27883000**



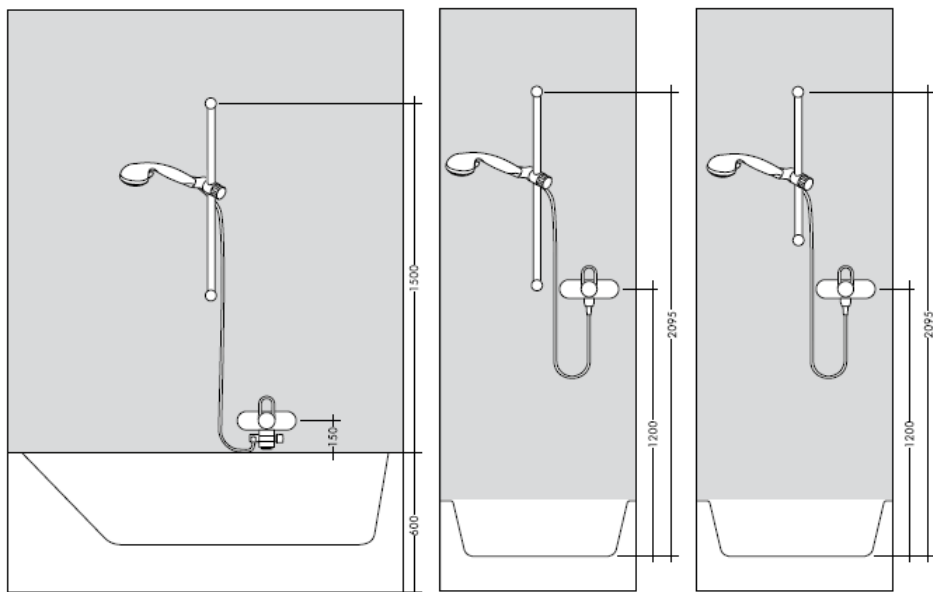
**Raindance E 120 Set 27887000**

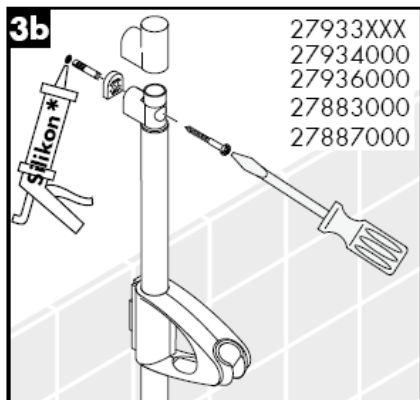
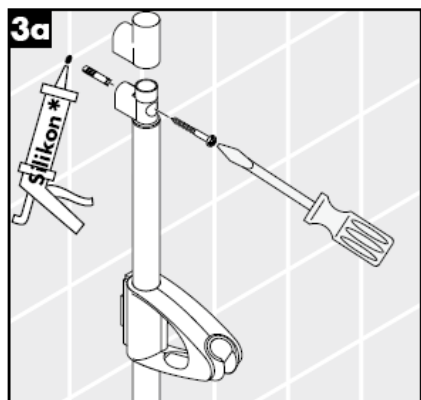
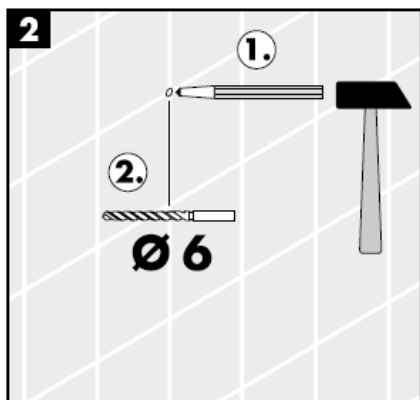
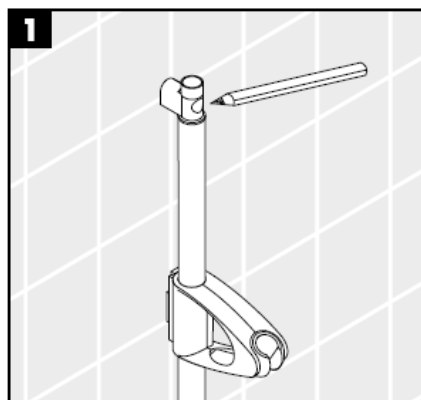


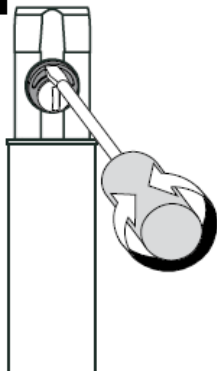
Duschstänger 27881000/27883000 är uteslutande avsedd för export och finns därför inte i Tyskland!

När kvalificerad fackpersonal monterar produkten är det viktigt att tänka på att monteringsytan är plan i alla delar av arbetsytan (inga fogar som sticker ut eller klinkerförskjutningar), att väggkonstruktionen passar till montering av produkten samt att den inte har svaga punkter. Medföljande skruvar och plugg är endast avsedda för betong. Vid andra väggkonstruktioner skall anvisningarna från pluggtillverkaren beaktas.

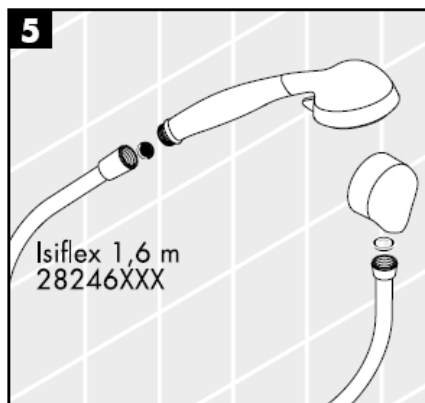
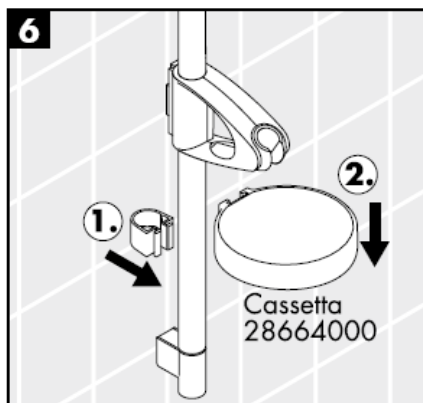
Anpassa måtten till kakelmönstret så långt detta är möjligt.



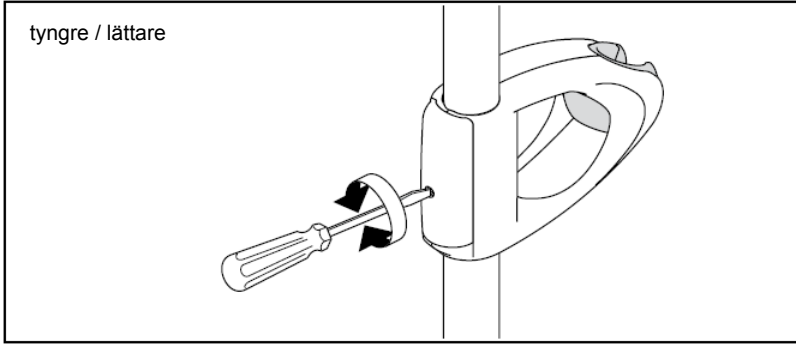


**4**

Borrtoleranser kan utjämnas genom excenterhylsan.

**5****6**

\* Silikon (fri från ättiksyra!)

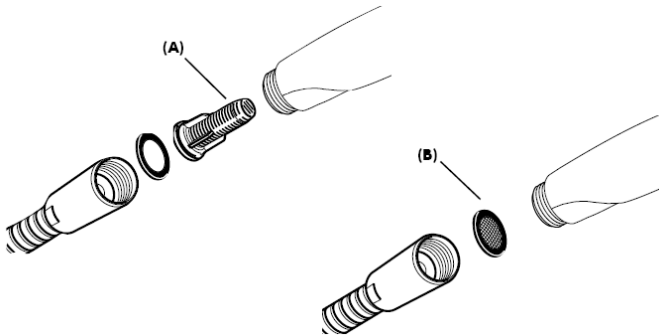


Hansgrohe enhandsblandare kan användas tillsammans med hydrauliskt och termiskt styrda varmvattenberedare när flödestrycket uppgår till minst 0,15 MPa.

### Montering

Silen (A) som följer med handduschen måste monteras för att undvika att smuts från ledningsnätet tränger in. Smuts som spolats in kan påverka funktionerna och/eller leda till skador på funktionsdelar i handduschen. Hansgrohe fransäger sig allt ansvar för skador som kan härledas till detta.

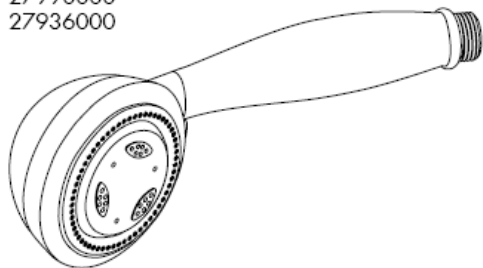
Filterinsatsen (A) som följer med måste monteras om normalflödet hos handduschen ska vara garanterat och för att undvika att smuts spolats in från ledningsnätet. Önskas kraftigare vattenflöde måste silpackningen (B) användas istället för filterinsatsen (A). Smuts som spolats in kan påverka funktionerna och/eller leda till skador på funktionsdelar i handduschen. Hansgrohe fransäger sig allt ansvar för skador som kan härledas till detta.





**Mistral /Unica'D /Talis S Combi**  
27067000

**Mistral/Unica'D**  
27990000  
27936000



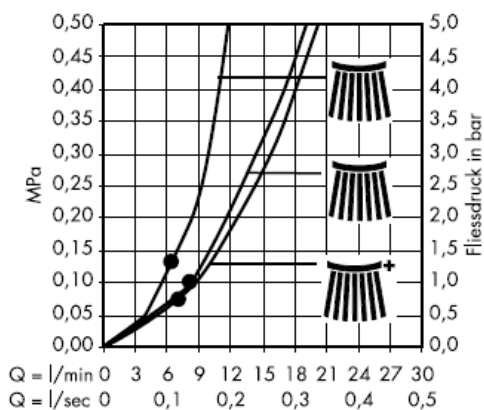
Normalstråle



Massagestråle



Softstråle



Från • garanteras funktionen.

### Mistral 3/Unica'D

27788000

27789000



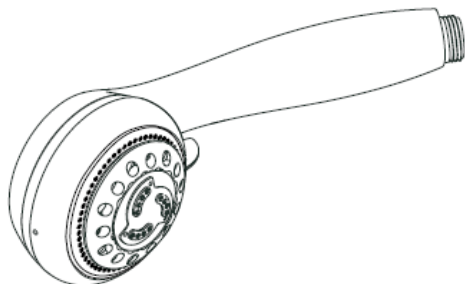
Normalstråle



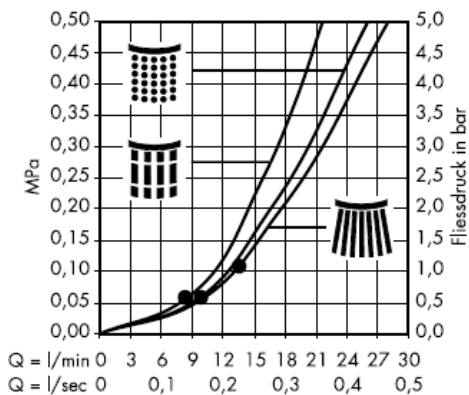
Massagestråle



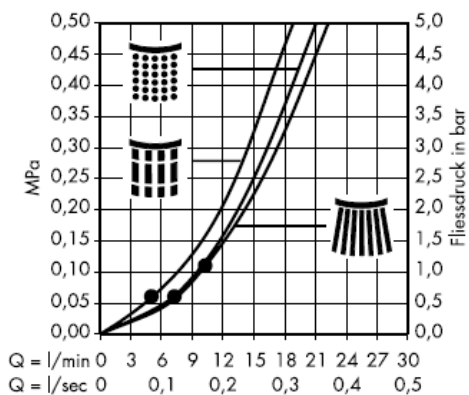
Softstråle



Med filterinsats (A)



Med silpackning (B)



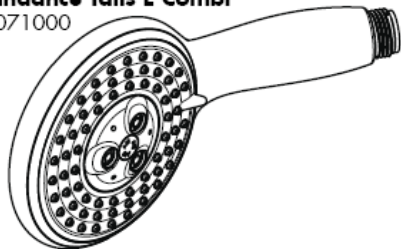
## Raindance E 100 Set

27881000

27883000

## Raindance Talis E Combi

27071000



Med filterinsats(A)



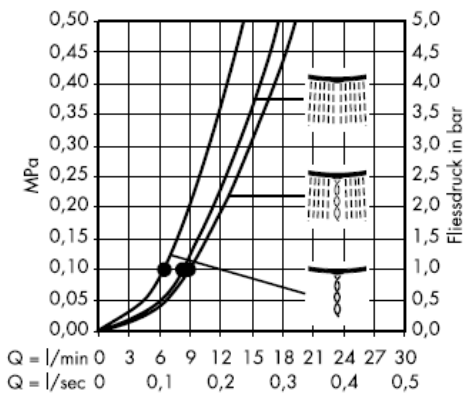
Rain AIR



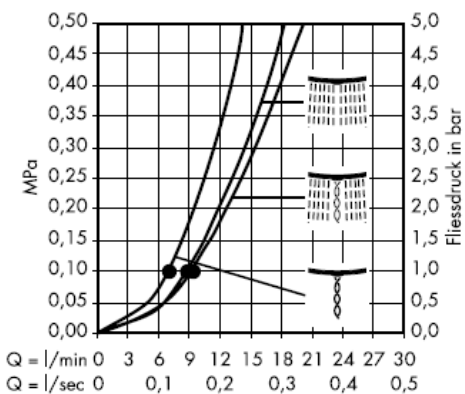
Balance AIR



Whirl AIR



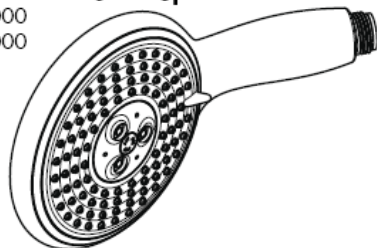
Med silpackning (B)



## Raindance E 120 AIR 3jet

27885000

27887000



Med filterinsats(A)



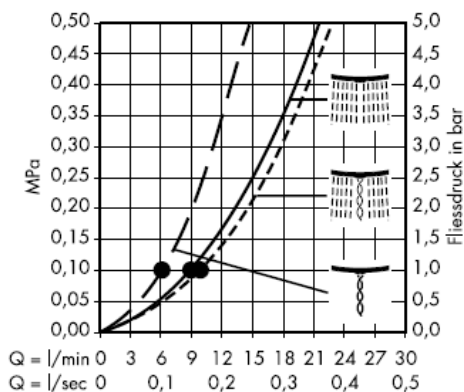
Rain AIR



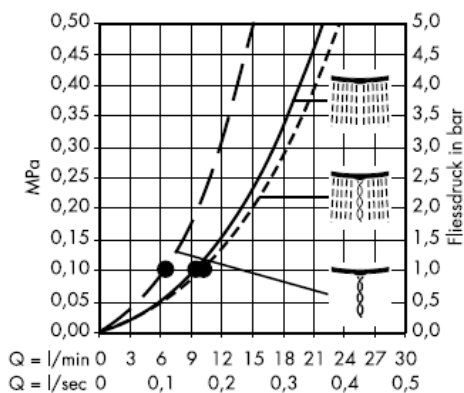
Balance AIR



Whirl AIR



Med silpackning (B)



Från • garanteras funktionen.

---

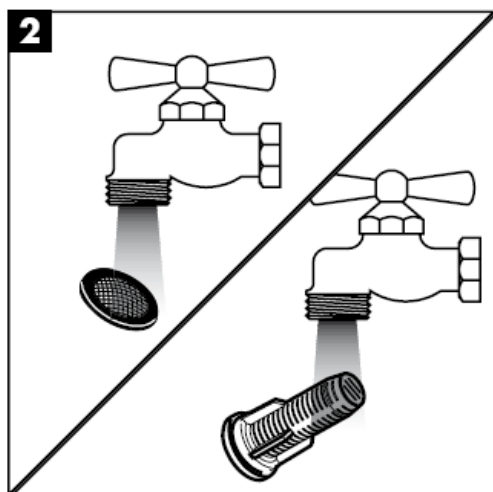
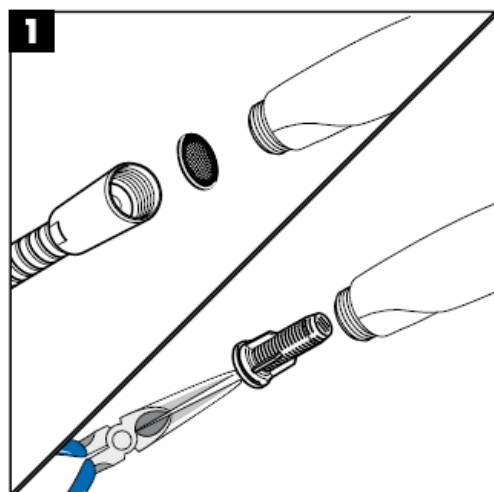
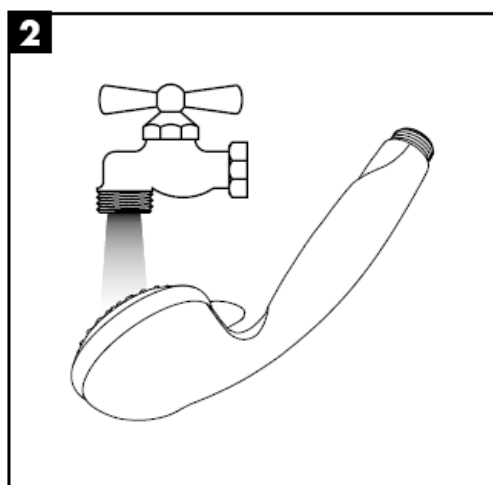
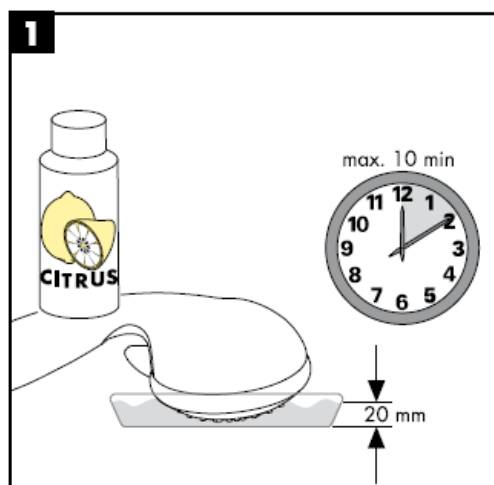
### Tekniska data

Driftstryck: max. 0,6 MPa  
Rek. driftstryck: 0,1 – 0,4 MPa  
(1 MPa = 10 bar = 147 PSI)  
Varmvattentemperatur: max. 60° C

### Testsigill

	DVGW	P-IX	SVGW	ACS	NF	WRAS	KIWA
27067000							
27071000							
27788000				X			
27789000							
27881000							
27883000				X			
27885000							
27887000				X			
27930XXX				X			
27933XXX				X			
27934000							
27936000				X			
27938000							
27990000							

Skötselanvisningar



## Rengöring

---

Enkelt att göra rent: det är lätt att ta bort kalk från nopporna.



**hansgrohe**

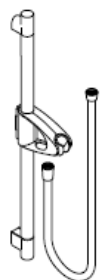
Hansgrohe · Postfach 1145 · D-77761 Schiltach · Telefon +49 (0) 78 36/51-1282 · Telefax +49 (0) 7836/511440  
E-Mail: [info@hansgrohe.com](mailto:info@hansgrohe.com) · Internet: [www.hansgrohe.com](http://www.hansgrohe.com)

02/2009  
9.05719.01  
Svenska





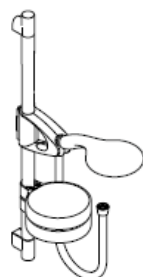
# Montavimo instrukcijos



**Unica'D**  
27930XXX  
27933XXX



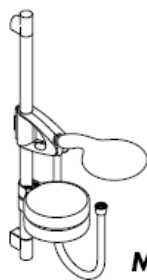
**Unica'D**  
27938000  
27934000



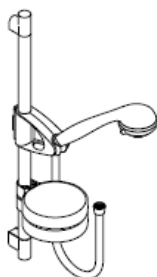
**Raindance  
E 100 Set**  
27881000  
27883000



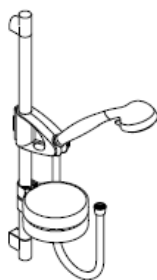
**Raindance  
Talis E Combi**  
27071000



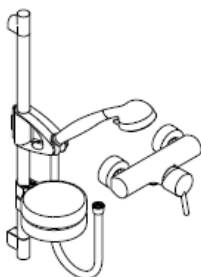
**Raindance  
E 120 Set**  
27885000  
27887000



**Mistral 3/Unica'D**  
27788000  
27789000



**Mistral/Unica'D**  
27990000  
27936000



**Mistral /Unica'D  
/Talis S Combi**  
27067000

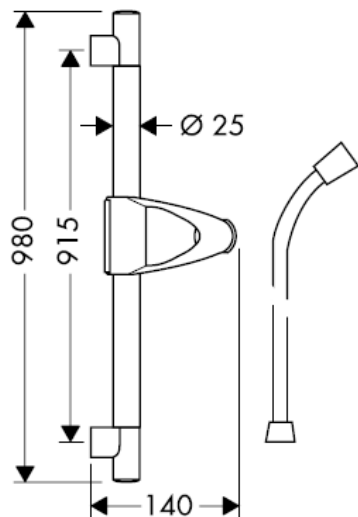
**hansgrohe**



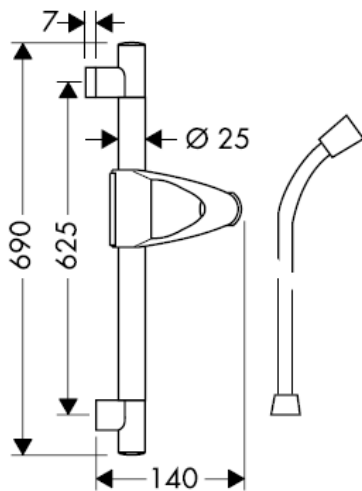
Optimalus funkcionavimas yra garantuojamas tik naudojant "Hansgrohe" rankų dušus su "Hansgrohe" dušo žarnos.

Dušo žarnos yra pritaikytos tik prijungti dušo galvutę prie vandens maišytuvo. Negalima montuoti vandens uždarymo mechanizmo tarp maišytuvo ir žarnos.

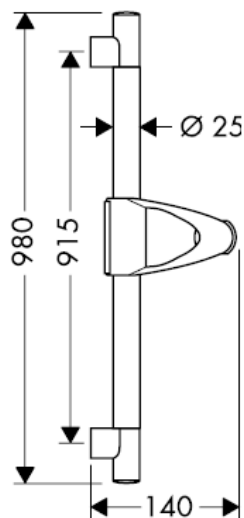
**Unica'D 27930XXX**



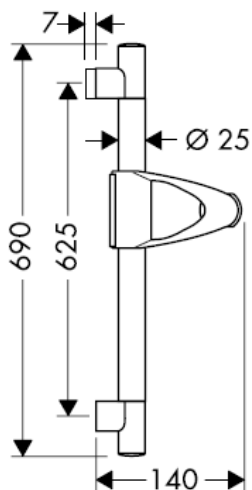
**Unica'D 27933XXX**



**Unica'D 27938000**

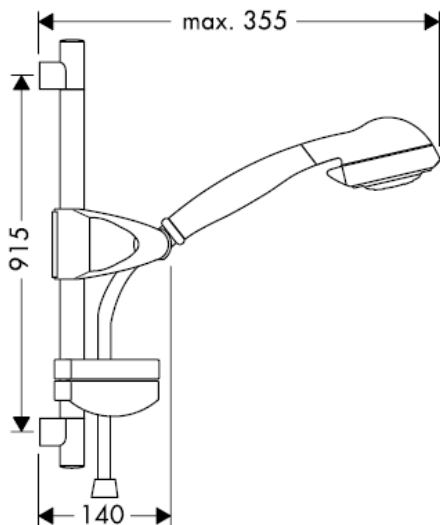


**Unica'D 27934000**

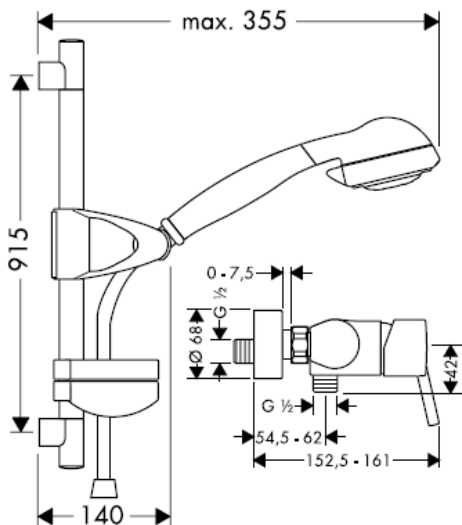


Dušo strypas 27933XXX/27938000/27934000 skirtas tik eksportui, todėl Vokietijoje neparduodamas!

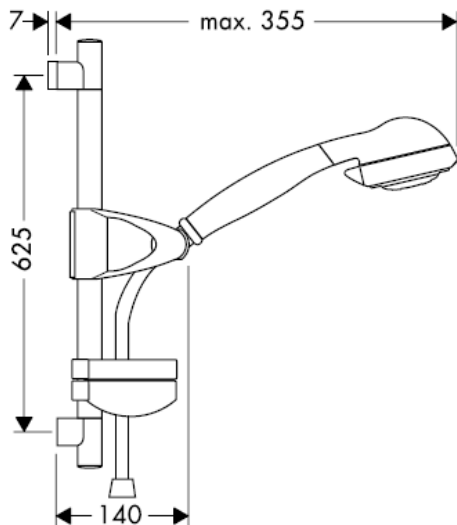
**Mistral/Unica'D 27990000**



**Mistral /Unica'D /Talis S Combi 27067000**

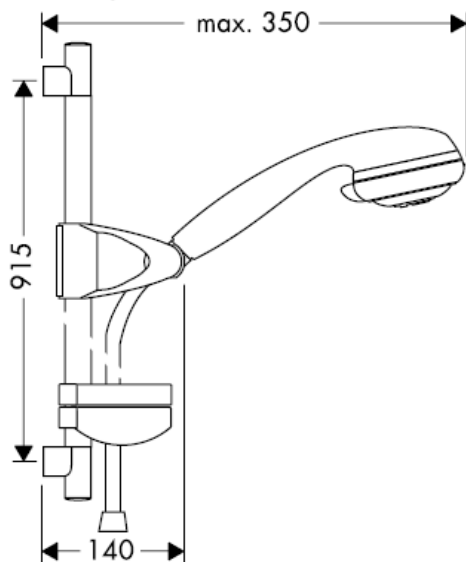


**Mistral/Unica'D 27936000**

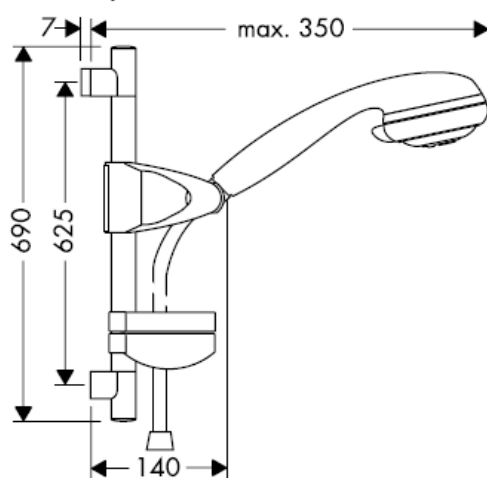


Dušo strypas 27936000 skirtas tik eksportui, todėl Vokietijoje neparduodamas!

**Mistral 3/Unica'D 27789000**

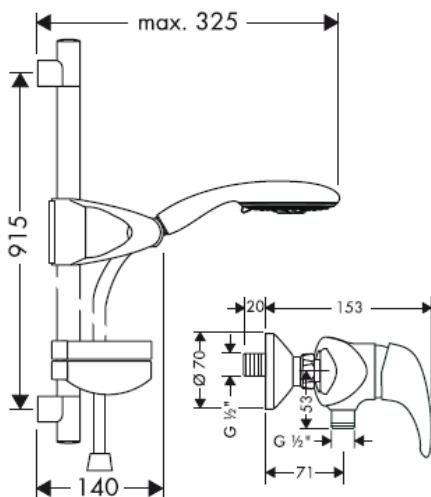


**Mistral 3/Unica'D 27788000**

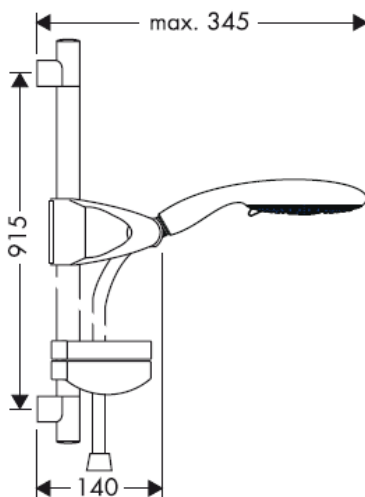


Dušo strypas 27788000 skirtas tik eksportui, todėl Vokietijoje neparduodamas!

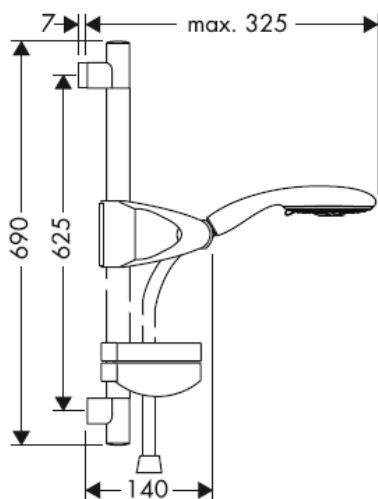
**Raindance E 100 Set 27881000**  
**Raindance Talis E Combi 27071000**



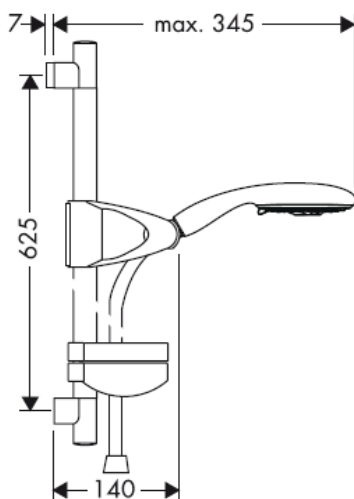
**Raindance E 120 Set 27885000**



**Raindance E 100 Set 27883000**



**Raindance E 120 Set 27887000**

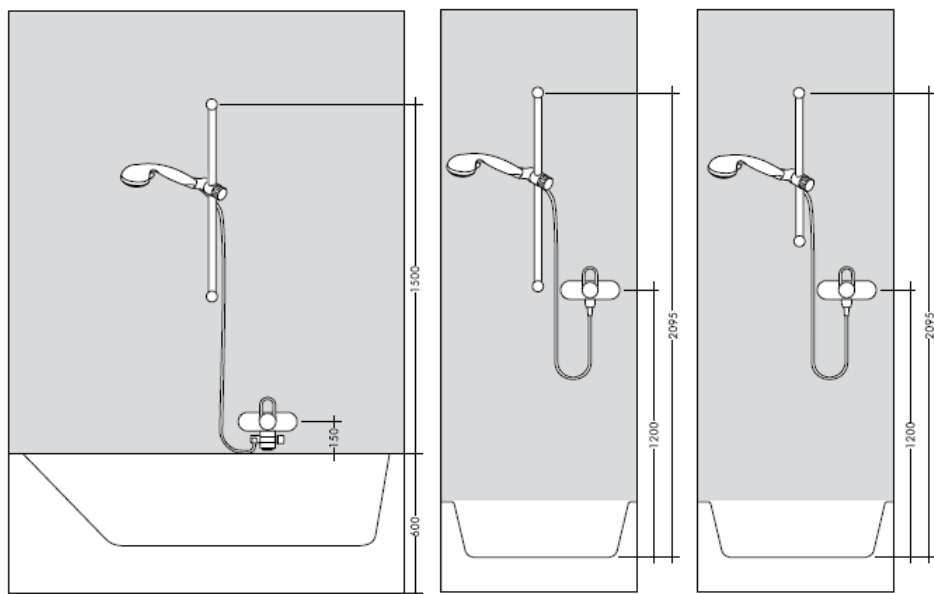


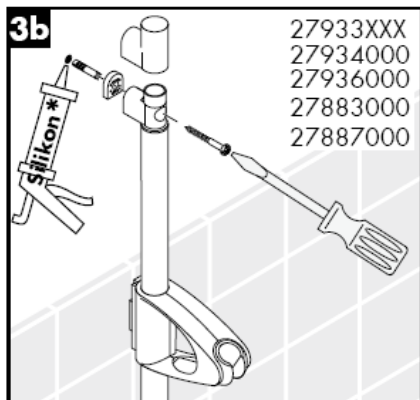
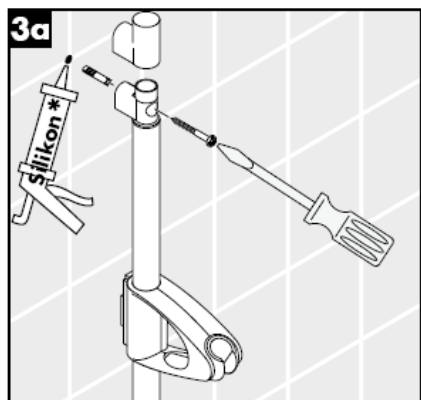
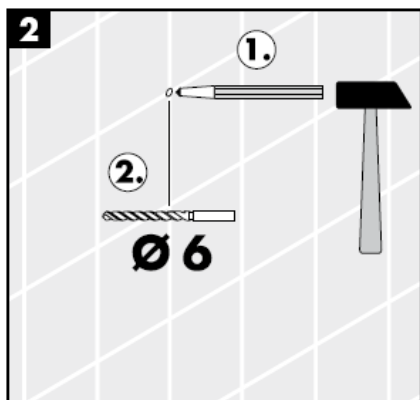
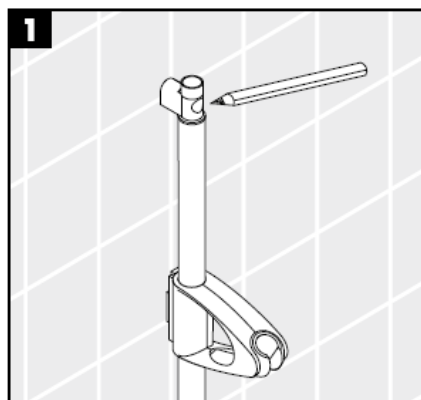
Dušo srypas 27881000/27883000 skirtas tik eksportui, todėl Vokietijoje neparduodamas!

Montuojant produktą, specialistas privalo įsitikinti, kad sienos plotas, prie kurio dedama montavimo plokštė, yra lygus (jokių plytelių ar kitų nelygumų), kad sienos struktūra yra pritaikyta produkto montavimui ir neturi jokių silpnų vietų.

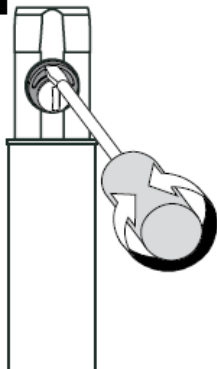
Pakuotėje esantys varžtai ir kaiščiai yra skirti tik betonui. Esant kitokiai sienai, varžtus ir kaiščius reikia rinktis pagal paskirtį.

Jei įmanoma, kabindami stovą derinkite prie plytelių.

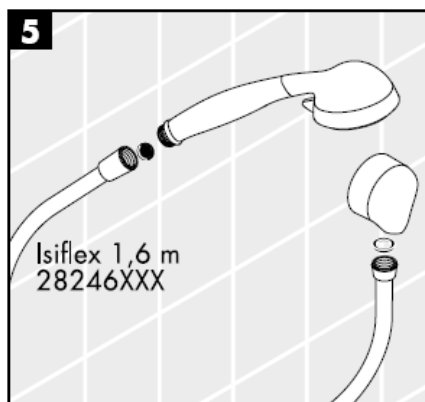
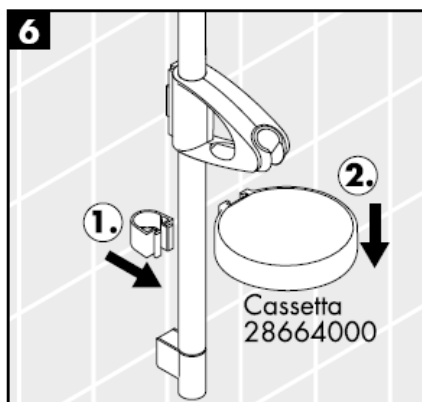




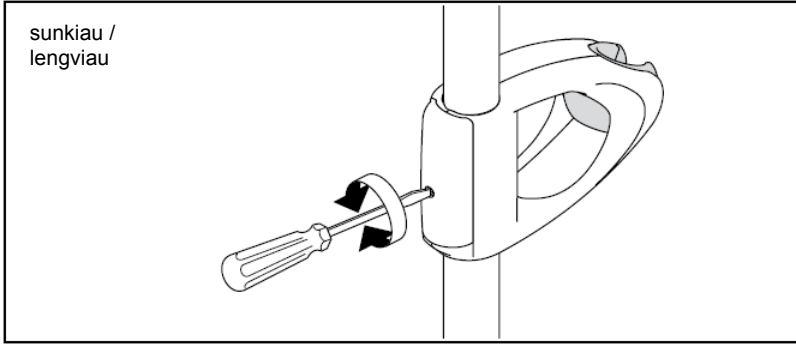


**4**

Ekscentrinės jungties pagalba galima išlyginti išgręžtų angų nuokrypį.

**5****6**

\* Silikonas (be acto rūgšties!)

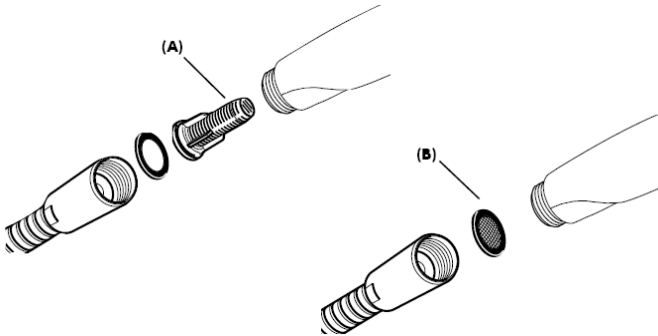


"Hansgrohe" vienos rankenėlės maišytuvai gali būti naudojami su hidrauliškai ir termiškai reguliuojamais momentiniais šildikliais, kai vandens slėgis mažesnis kaip 0,15 MPa.

### Montavimas

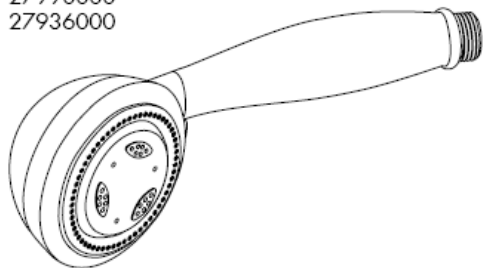
Filtrą (A), kuris yra rankų dušo pakuotėje, privalo būti įstatytas, kad būtų apsaugota nuo nešvarumų. Nešvarumai gali pakenkti rankų dušas funkcionalumui ir (arba) sugadinti rankų dušo funkcines dalis. Tokiu atveju "Hansgrohe" atsakomybės neprisiima.

Filtrą (A), kuris yra rankų dušas pakuotėje, privalo būti įstatytas, kad būtų garantuota vandens pralaidumo norma ir apsauga nuo nešvarumų. Jei reikia didesnio vandens pralaidumo, vietoje filtro (A) įstatykite sietelį (B). Nešvarumai gali pakenkti rankų dušas funkcionalumui ir (arba) sugadinti rankų dušas funkcines dalis. Tokiu atveju "Hansgrohe" atsakomybės neprisiima.



**Mistral /Unica'D /Talis S Combi**  
27067000

**Mistral/Unica'D**  
27990000  
27936000



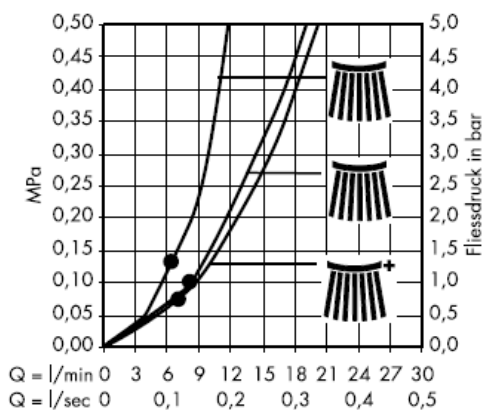
Normali srové



Masažinē srové



Mīkšta srové



Nuo • funkcionavimas garantuotas

### Mistral 3/Unica'D

27788000

27789000



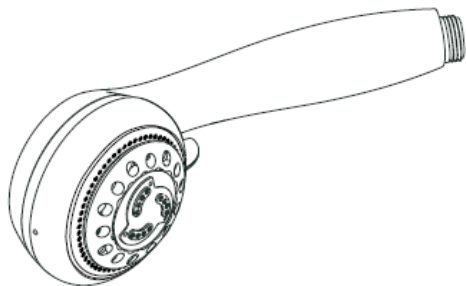
Normali srové



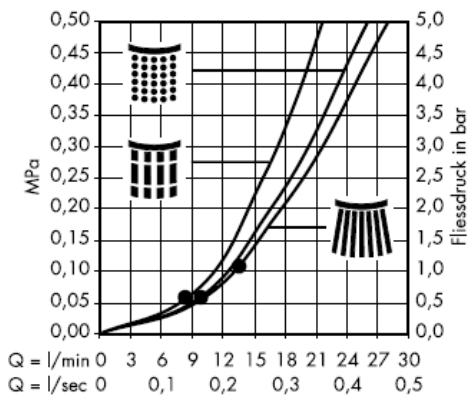
Masažiné srové



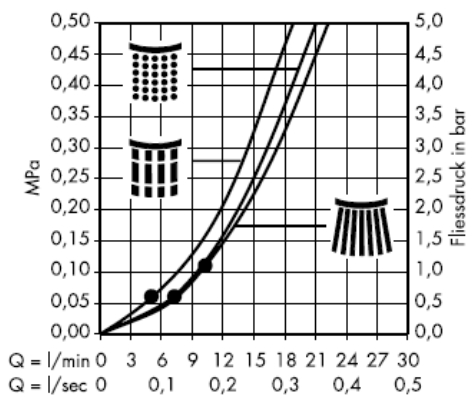
Minkšta srové



Su filtru (A)



Su sieteliu (B)



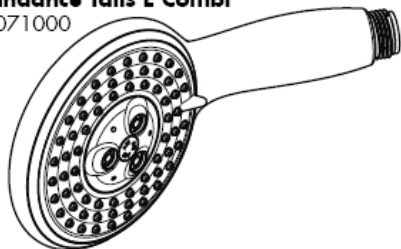
### Raindance E 100 Set

27881000

27883000

### Raindance Talis E Combi

27071000



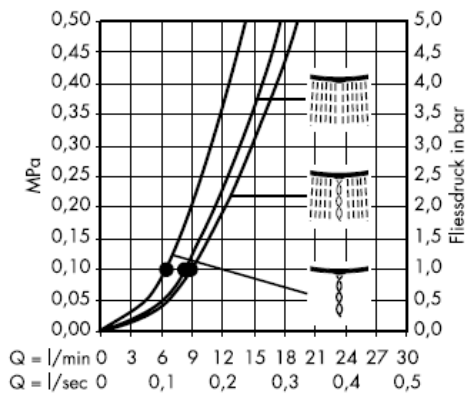
Su filtru(A)



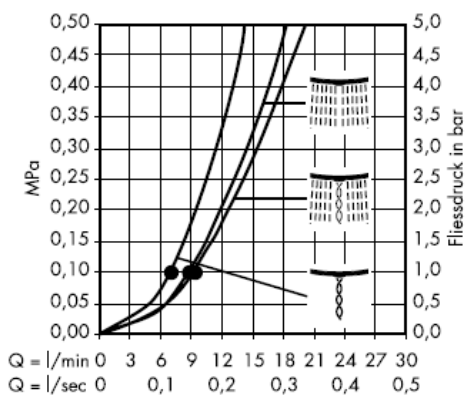
Rain AIR

Balance AIR

Whirl AIR



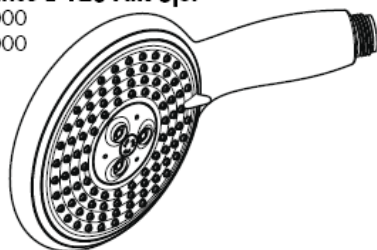
Su sieteliu (B)



## Raindance E 120 AIR 3jet

27885000

27887000



Rain AIR

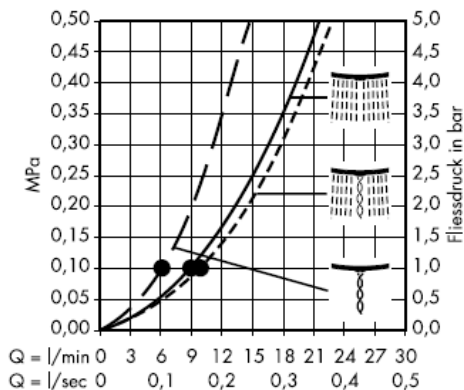


Balance AIR

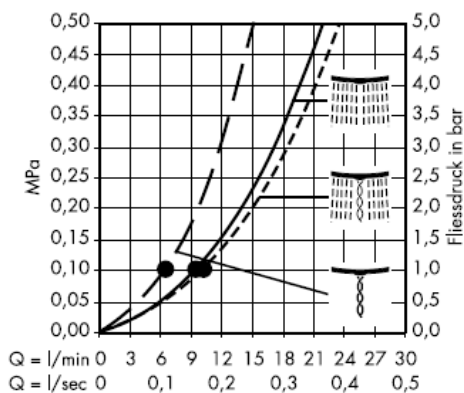


Whirl AIR

Su filtru(A)



Su sieteliu (B)



Nuo • funkcionavimas garantuotas

---

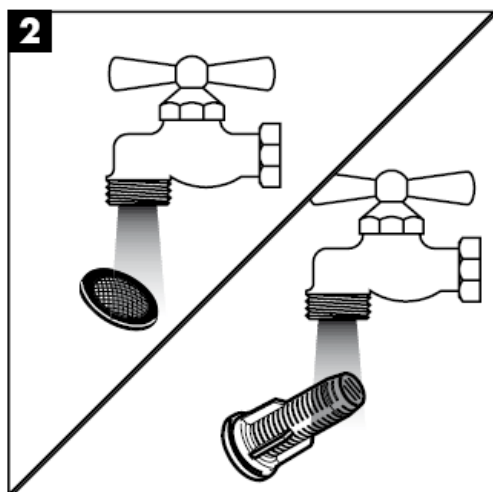
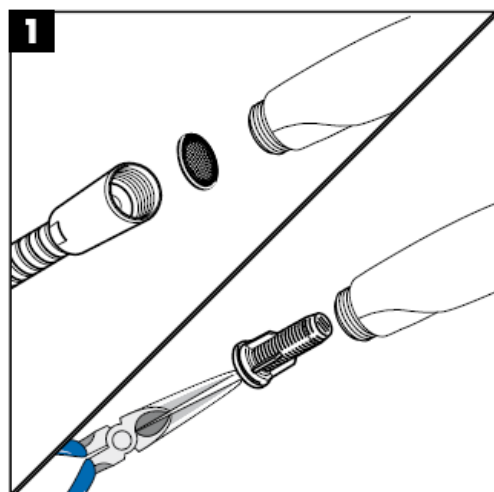
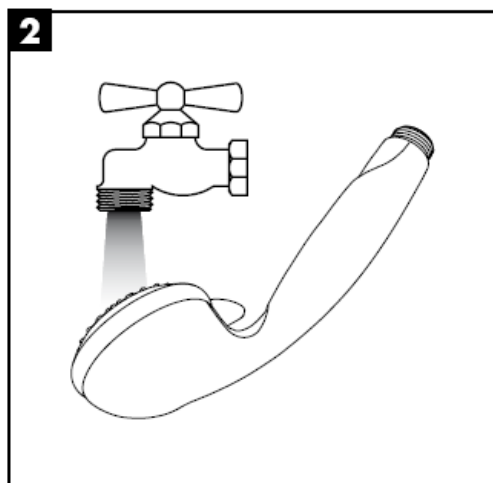
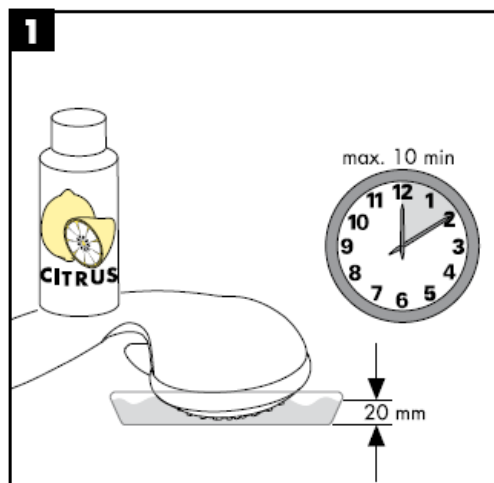
## Techniniai duomenys

Darbinis slėgis: max. 0,6 MPa  
Rekomenduojamas slėgis: 0,1 – 0,4 MPa  
(1 MPa = 10 barų = 147 PSI)  
Karšto vandens temperatūra: max. 60° C

## Bandymo pažyma

	DVGW	P-IX	SVGW	ACS	NF	WRAS	KIWA
27067000							
27071000							
27788000				X			
27789000							
27881000							
27883000				X			
27885000							
27887000				X			
27930XXX				X			
27933XXX				X			
27934000							
27936000				X			
27938000							
27990000							

Valymo instrukcijos





## Valymas

Paprasta švara: kalkės lengvai nugrandomos nuo kilpos.



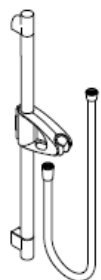
**hansgrohe**

Hansgrohe · Postfach 1145 · D-77761 Schiltach · Telefon +49 (0) 78 36/51-1282 · Telefax +49 (0) 7836/511440  
E-Mail: [info@hansgrohe.com](mailto:info@hansgrohe.com) · Internet: [www.hansgrohe.com](http://www.hansgrohe.com)

02/2009  
9.05719.01  
Lietuviškai



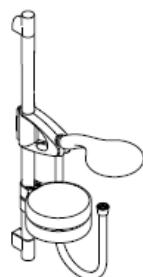
# Uputstva za instalaciju



**Unica'D**  
27930XXX  
27933XXX



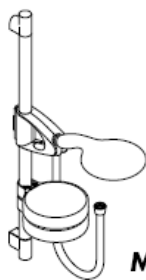
**Unica'D**  
27938000  
27934000



**Raindance  
E 100 Set**  
27881000  
27883000



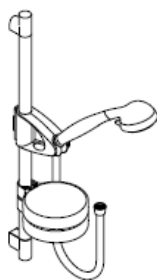
**Raindance  
Talis E Combi**  
27071000



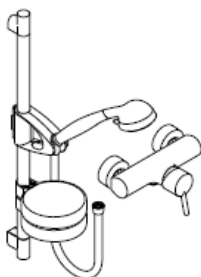
**Raindance  
E 120 Set**  
27885000  
27887000



**Mistral 3/Unica'D**  
27788000  
27789000



**Mistral/Unica'D**  
27990000  
27936000



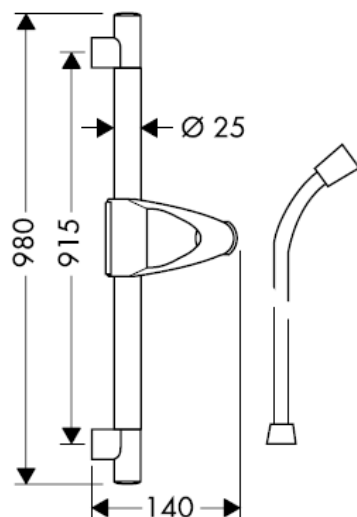
**Mistral /Unica'D  
/Talis S Combi**  
27067000

**hangrohe**

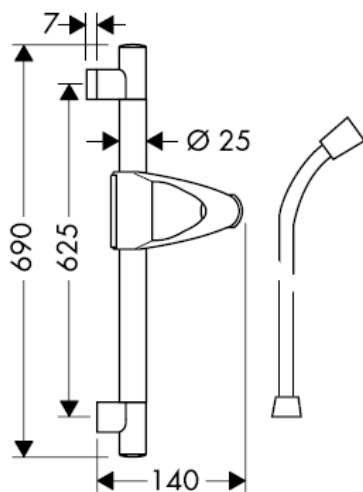


Optimalno funkcioniranje zajamčeno je jedino u kombinaciji sa Hansgrohe ručnim tuševima i Hansgrohe crijevom za tuš. Crijeva tuša prikladna su jedino za spajanje tuševa na armature. Nije dopušteno zatvaranje crijeva u smjeru protoka vode!

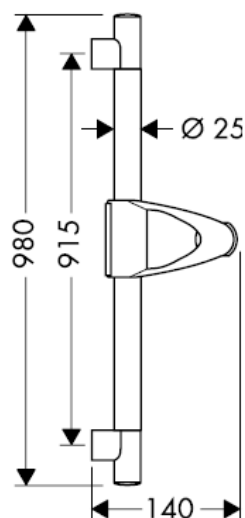
**Unica'D 27930XXX**



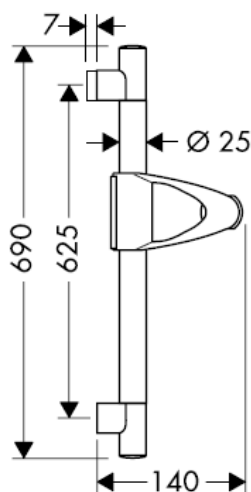
**Unica'D 27933XXX**



**Unica'D 27938000**

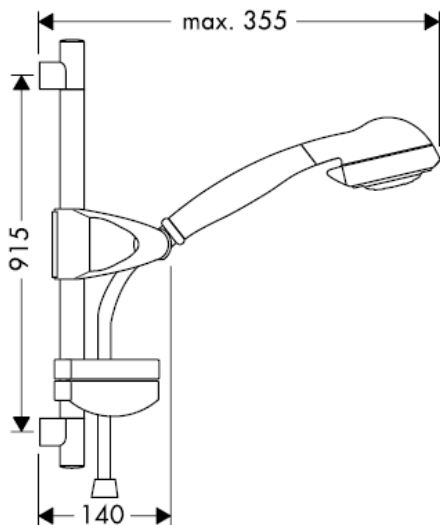


**Unica'D 27934000**

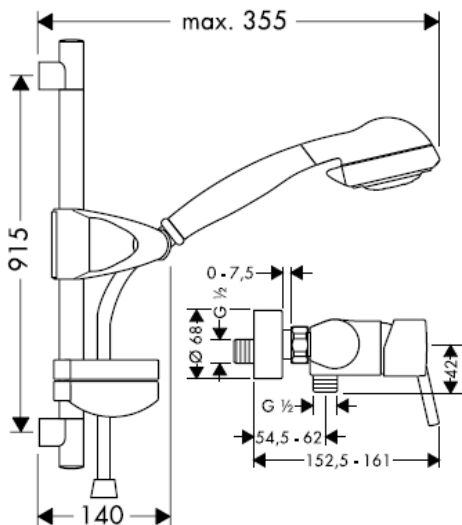


Šipka tuša 27933XXX/27938000/27934000 namijenjena je isključivo za izvoz i ne može se kupiti u Njemačkoj!

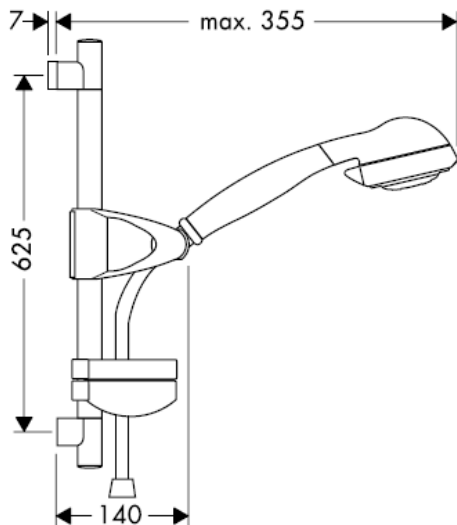
**Mistral/Unica'D 27990000**



**Mistral /Unica'D /Talis S Combi 27067000**

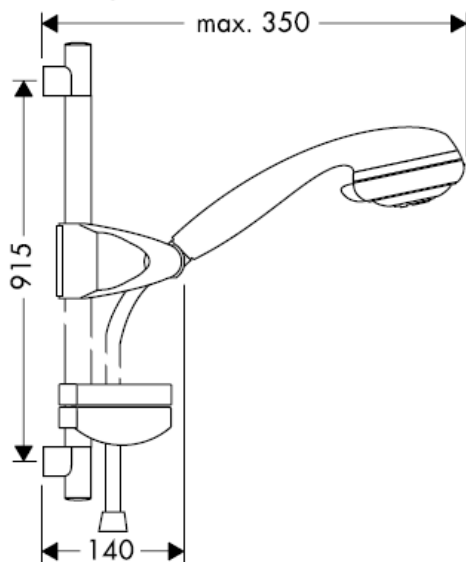


**Mistral/Unica'D 27936000**

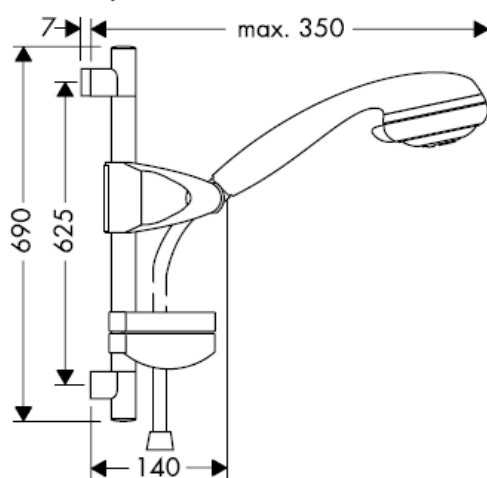


Šipka tuša 27936000 namijenjena je isključivo za izvoz i ne može se kupiti u Njemačkoj!

**Mistral 3/Unica'D 27789000**

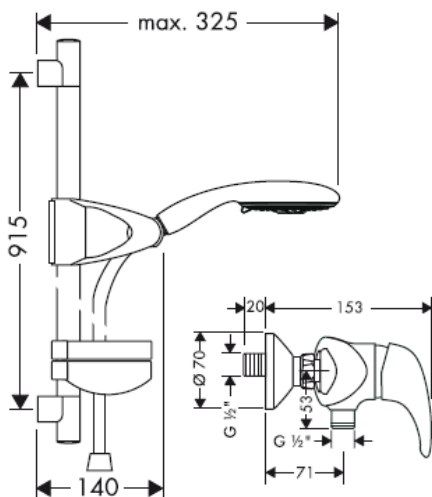


**Mistral 3/Unica'D 27788000**

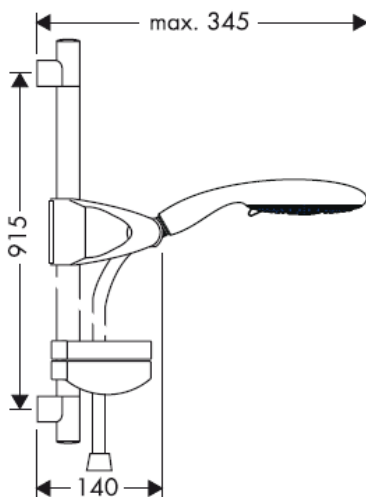


Šipka tuša 27788000 namijenjena je isključivo za izvoz i ne može se kupiti u Njemačkoj!

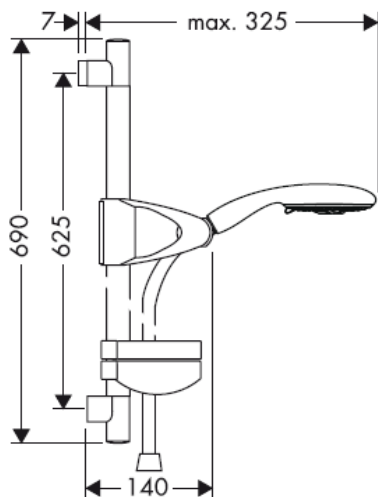
**Raindance E 100 Set 27881000**  
**Raindance Talis E Combi 27071000**



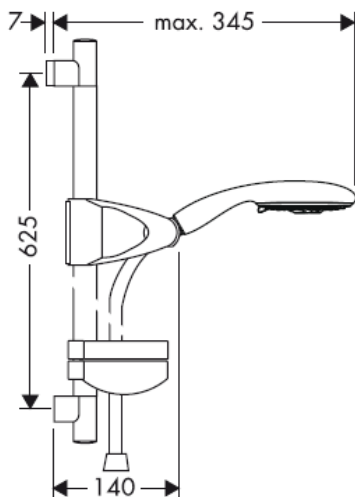
**Raindance E 120 Set 27885000**



**Raindance E 100 Set 27883000**



**Raindance E 120 Set 27887000**



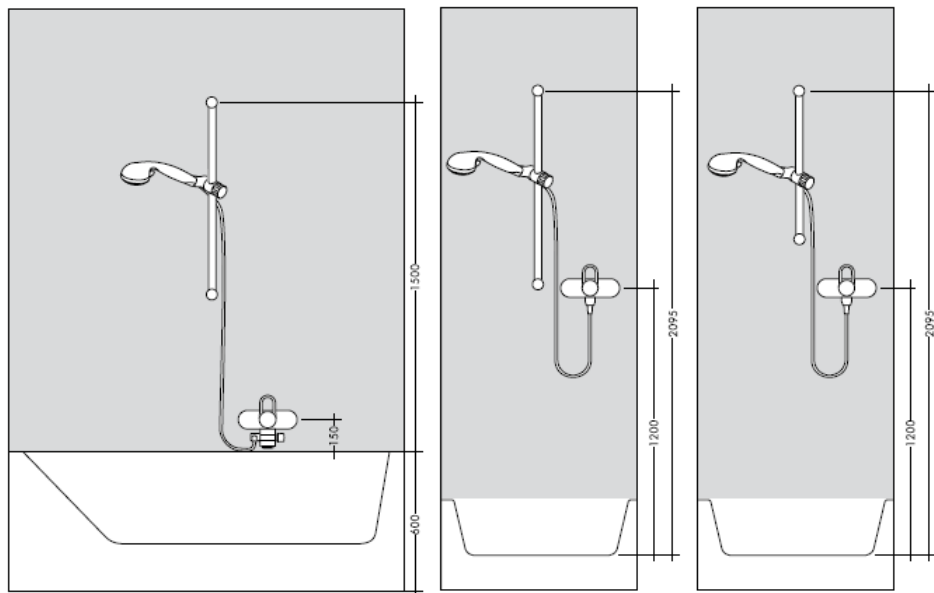
Šipka tuša 27881000/27883000 namijenjena je isključivo za izvoz i ne može se kupiti u Njemačkoj!

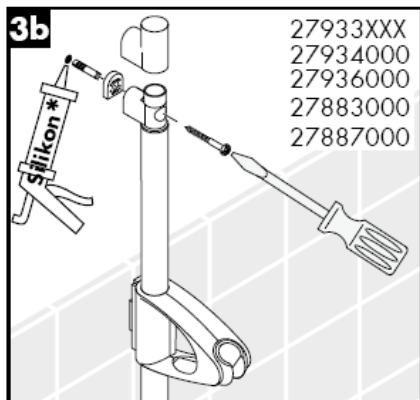
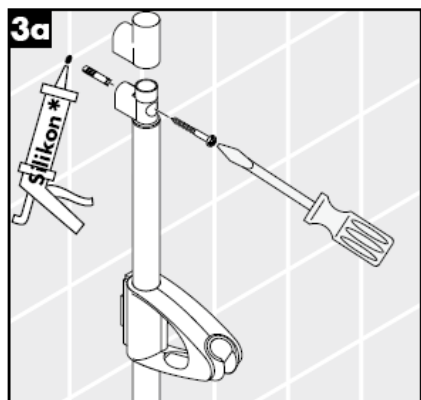
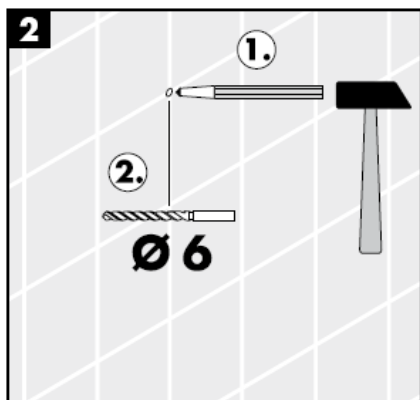
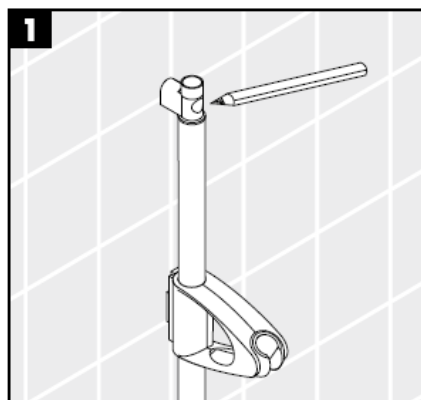


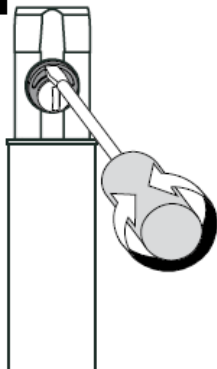
Kada proizvod montira kvalificirano stručno osoblje treba paziti da čitava površina na koju se učvršćuje bude ravna (bez istaknutih fuga ili krivljenja pločica), da je zidna konstrukcija primjerena montaži proizvoda te osobito da nema slabih mjesta.

Priloženi vijci i moždanici prikladni su samo za beton. Kod drugih zidnih nadgradnji treba obratiti pažnju na navode proizvođača moždanika.

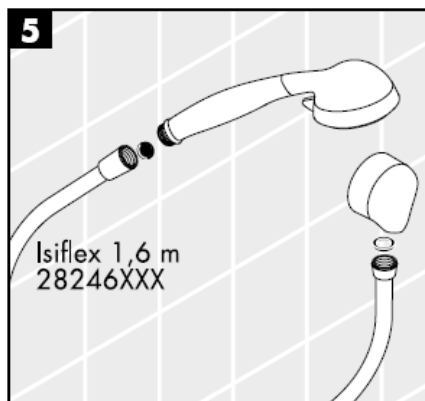
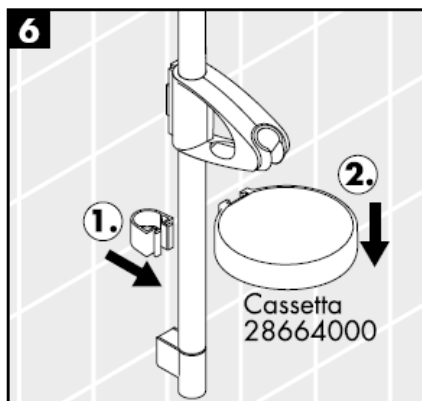
Prilagodite mjeru što je više moguće rasteru pločica



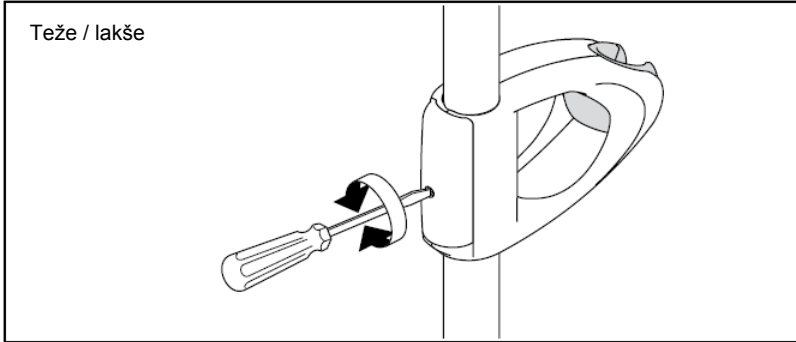


**4**

Pomoću ekscentara mogu se podesiti tolerancije provrta.

**5****6**

\* Silikon (ne sadrži kiseline)

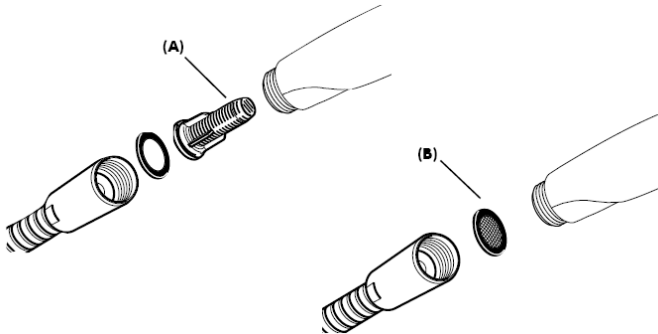


Hansgrohe jednoručne slavine se mogu koristiti sa hidraulični i termički kontroliranim protočnim bojlerima ako je tlak najmanje 0,15 MPa.

### Sastavljanje

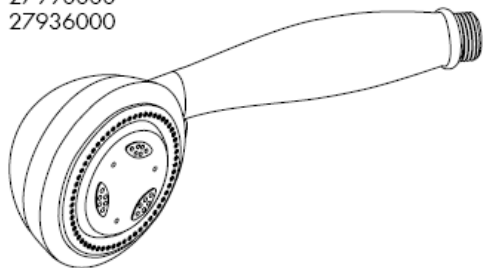
Obavezno ugradite filter (A) koji se nalazi u prilogu kako biste spriječili ulazak prljavštine u crijevo. Prljavština može dovesti do djelomičnog ili potpunog oštećenja dijelova ručnog tuša. Za eventualna oštećenja uzrokovana prljavštinom proizvođač Hansgrohe nije odgovoran.

Filter (A) potrebno je ugraditi kako bi se regulirao protok vode i smanjio prolazak prljavštine. Ako želite jači protok vode umjesto filtera ugradite rešetku (B). Za eventualna oštećenja uzrokovana prljavštinom proizvođač Hansgrohe nije odgovoran.



**Mistral /Unica'D /Talis S Combi**  
27067000

**Mistral/Unica'D**  
27990000  
27936000



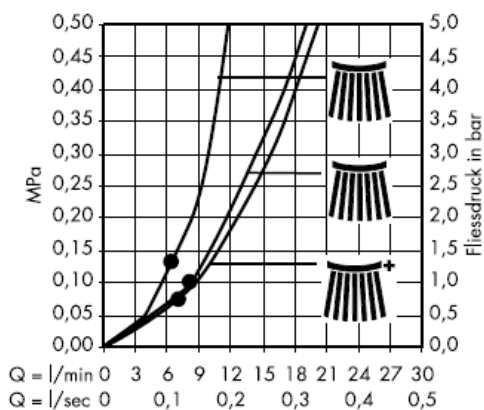
Normalni mlaz



Masažni mlaz



Nježni mlaz



Zajamčena funkcija od • naviše

## Mistral 3/Unica'D

27788000

27789000



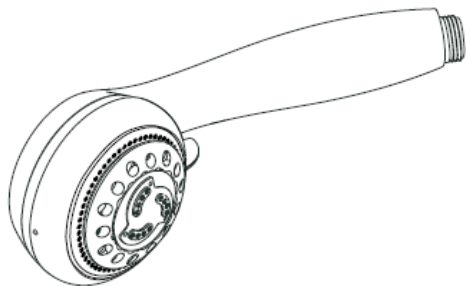
Normalni mlaz



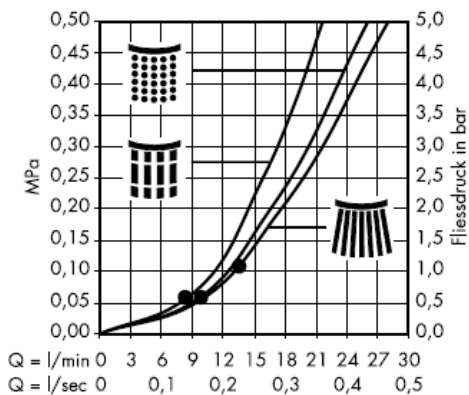
Masažni mlaz



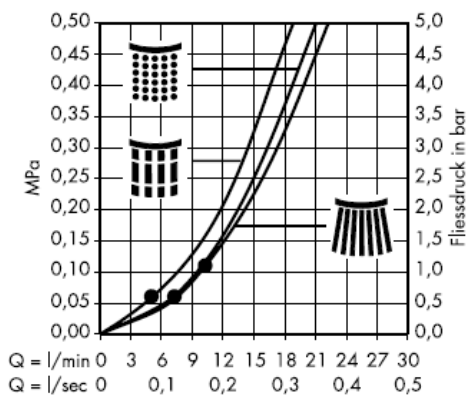
Nježni mlaz



Sa filterom (A)



Sa rešetkastim filterom (B)



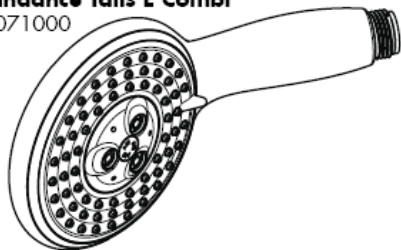
## Raindance E 100 Set

27881000

27883000

## Raindance Talis E Combi

27071000



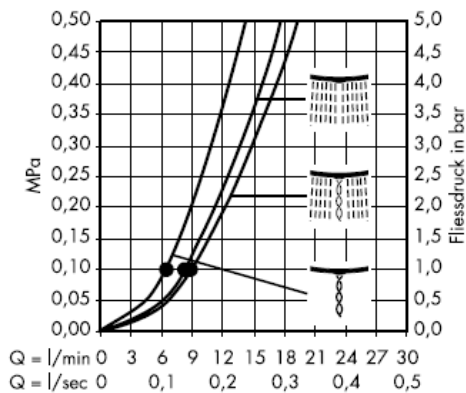
Sa filterom(A)



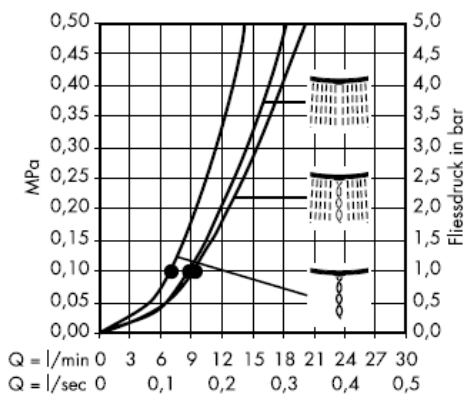
Rain AIR

Balance AIR

Whirl AIR



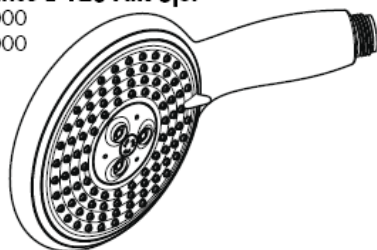
Sa rešetkastim filterom (B)



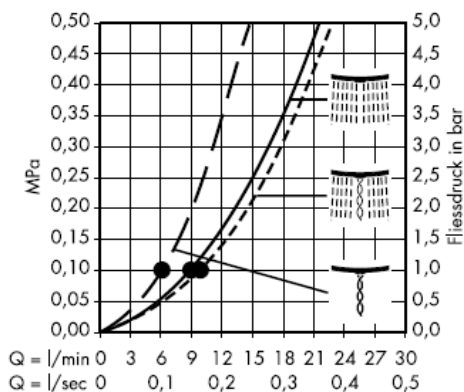
## Raindance E 120 AIR 3jet

27885000

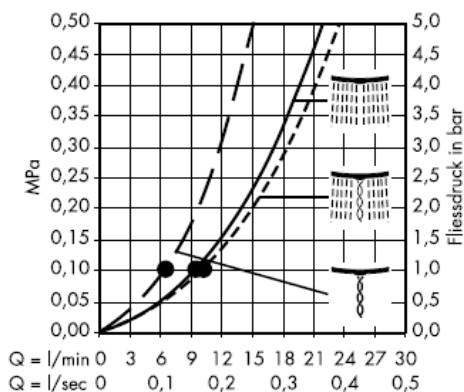
27887000



Sa filterom(A)



Sa rešetkastim filterom (B)



Zajamčena funkcija od • navise



---

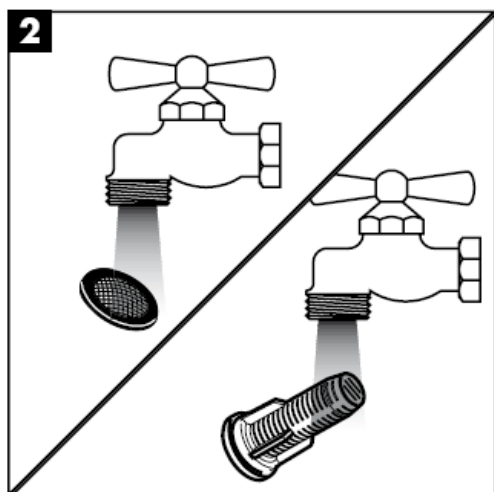
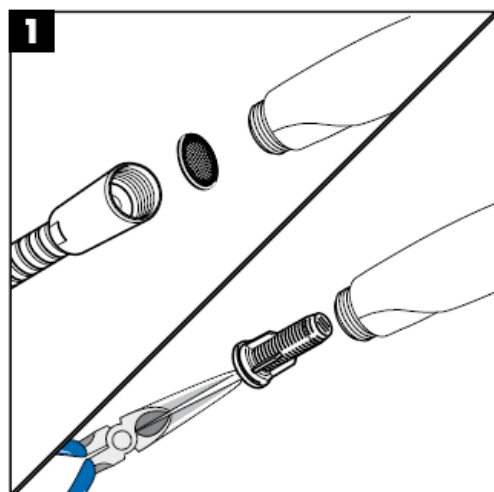
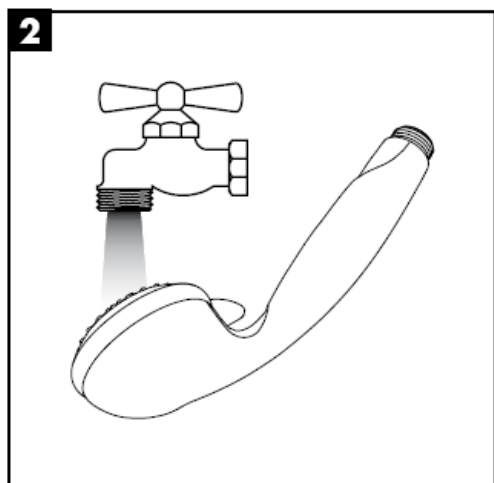
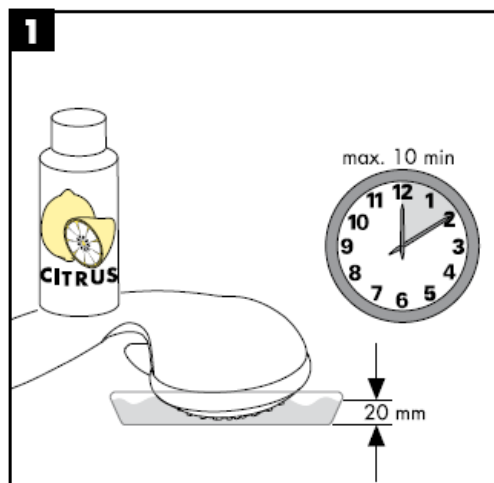
### Tehnički podatci

Najveći dopušteni tlak: max. 0,6 MPa  
Preporučeni tlak: 0,1 – 0,4 MPa  
(1 MPa = 10 bar = 147 PSI)  
Temperatura vruće vode: max. 60° C

### Oznaka testiranja

	DVGW	P-IX	SVGW	ACS	NF	WRAS	KIWA
27067000							
27071000							
27788000				X			
27789000							
27881000							
27883000				X			
27885000							
27887000				X			
27930XXX				X			
27933XXX				X			
27934000							
27936000				X			
27938000							
27990000							

## Uputstva za održavanje i čišćenje



## Čišćenje

Jednostavno čisto: Kamenac se sasvim lako uklanja s izbočina.



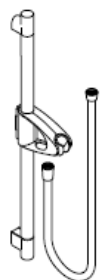
**hansgrohe**

Hansgrohe · Postfach 1145 · D-77761 Schiltach · Telefon +49 (0) 78 36/51-1282 · Telefax +49 (0) 7836/511440  
E-Mail: [info@hansgrohe.com](mailto:info@hansgrohe.com) · Internet: [www.hansgrohe.com](http://www.hansgrohe.com)

02/2009  
9.05719.01  
Hrvatski



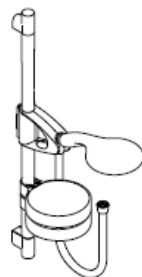
# Montaj kılavuzu



**Unica'D**  
27930XXX  
27933XXX



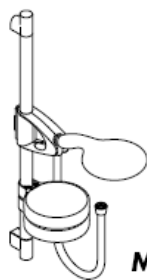
**Unica'D**  
27938000  
27934000



**Raindance  
E 100 Set**  
27881000  
27883000



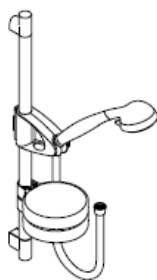
**Raindance  
Talis E Combi**  
27071000



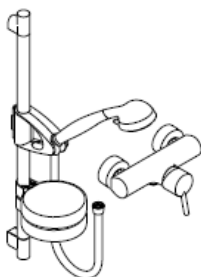
**Raindance  
E 120 Set**  
27885000  
27887000



**Mistral 3/Unica'D**  
27788000  
27789000



**Mistral/Unica'D**  
27990000  
27936000



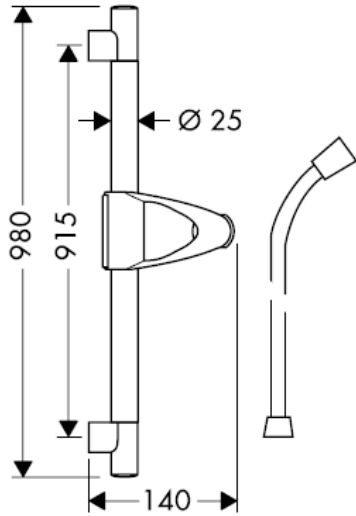
**Mistral /Unica'D  
/Talis S Combi**  
27067000

**hansgrohe**

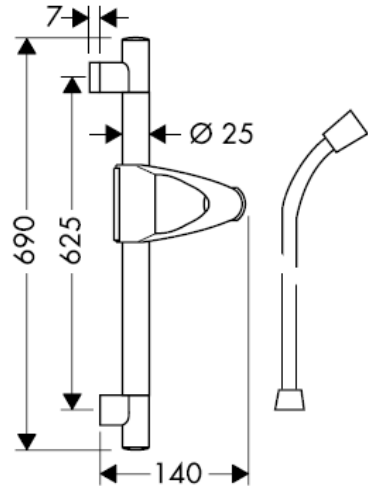


Mümkün olduđu kadar iyi işlev, yalnız Hansgrohe elle duş parçaları ve Hansgrohe duş boruları kullanılırsa, garanti edilir. Sözü geçen duş boruları, duş parçalarını yalnız donanım takımlarına bağlamaya yarar. Hortumun arkasından sonra akış yönünde kesmek yasaktır!

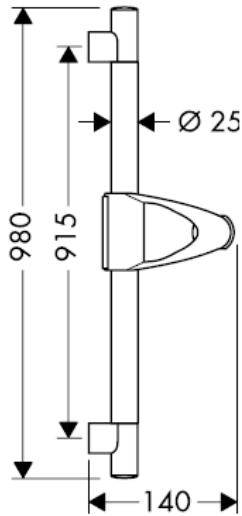
**Unica'D 27930XXX**



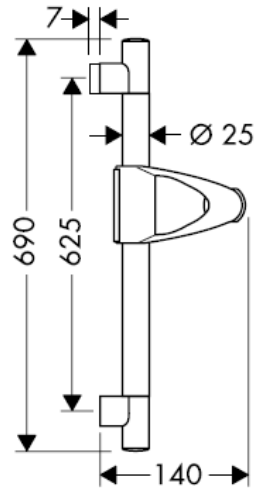
**Unica'D 27933XXX**



**Unica'D 27938000**

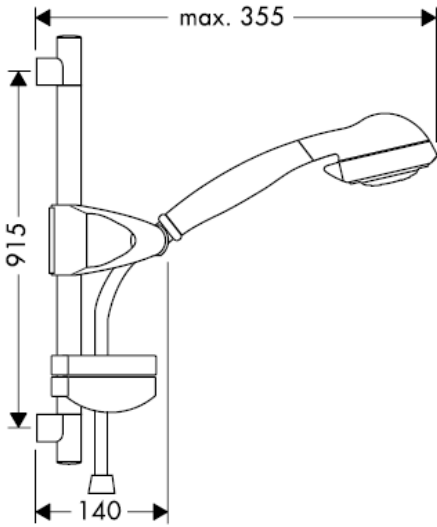


**Unica'D 27934000**

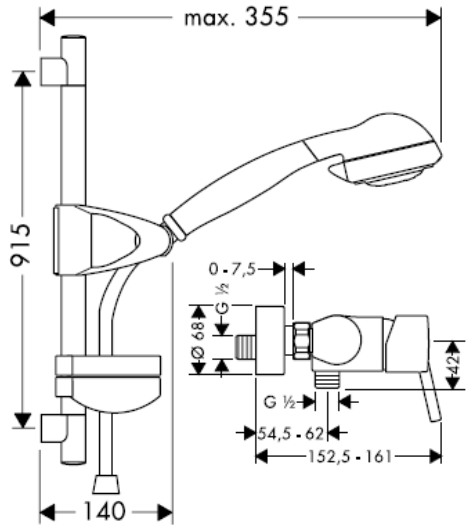


Su püskürtme çubuğu 27933XXX/27938000/27934000 yalnızca ihrac amaçlıdır ve Almanya'da temin edilemez!

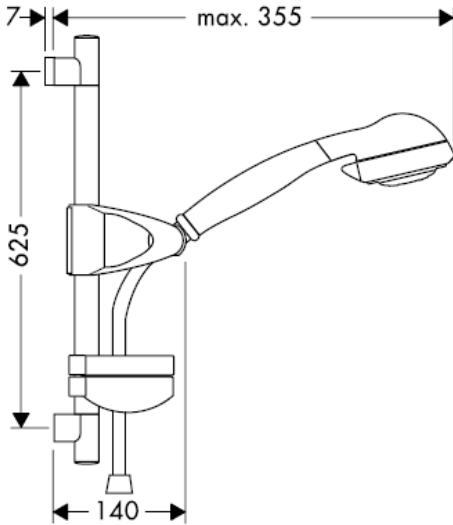
**Mistral/Unica'D 27990000**



**Mistral /Unica'D /Talis S Combi 27067000**



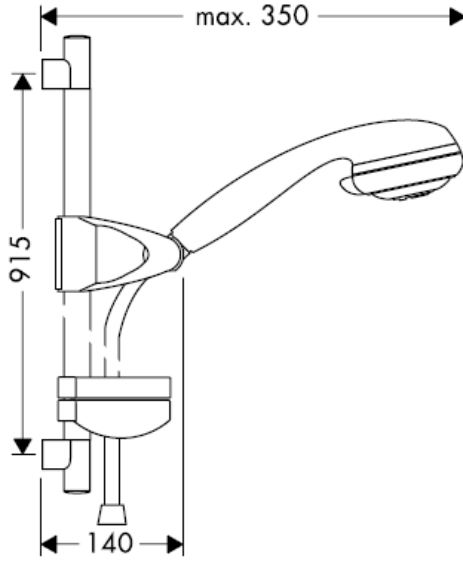
**Mistral/Unica'D 27936000**



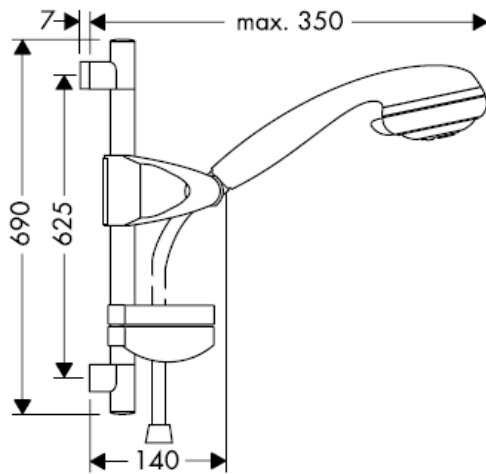
Su püskürtme çubuğu 27936000 yalnızca ihrac amaçlıdır ve Almanya'da temin edilemez!



**Mistral 3/Unica'D 27789000**

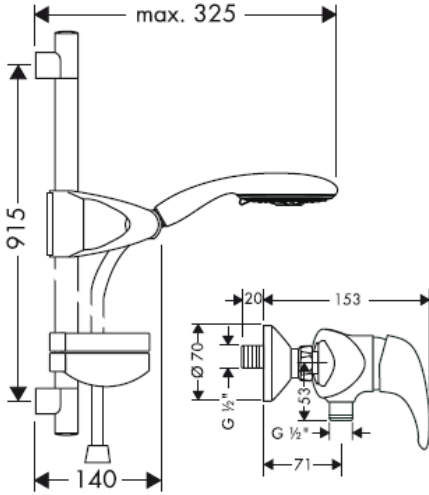


**Mistral 3/Unica'D 27788000**

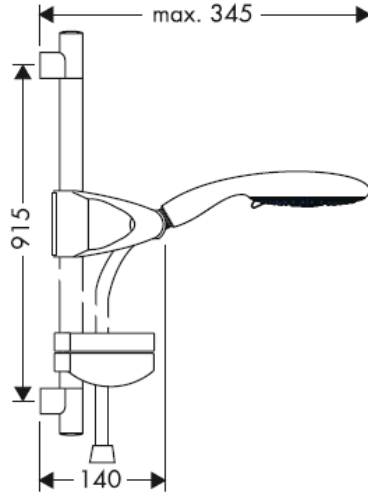


Su püskürtme çubuğu 27788000 yalnızca ihrac amaçlıdır ve Almanya'da temin edilemez!

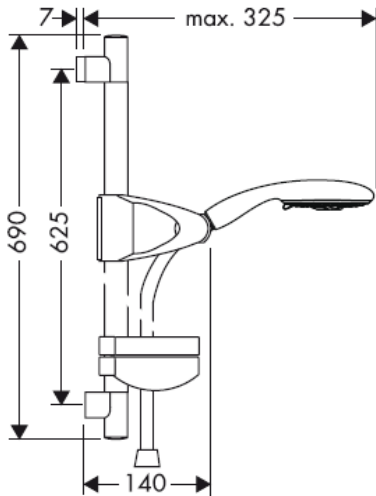
**Raindance E 100 Set 27881000**  
**Raindance Talis E Combi 27071000**



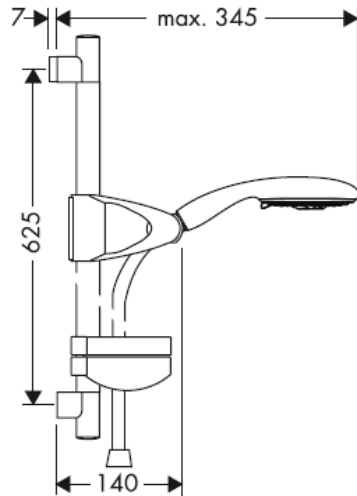
**Raindance E 120 Set 27885000**



**Raindance E 100 Set 27883000**



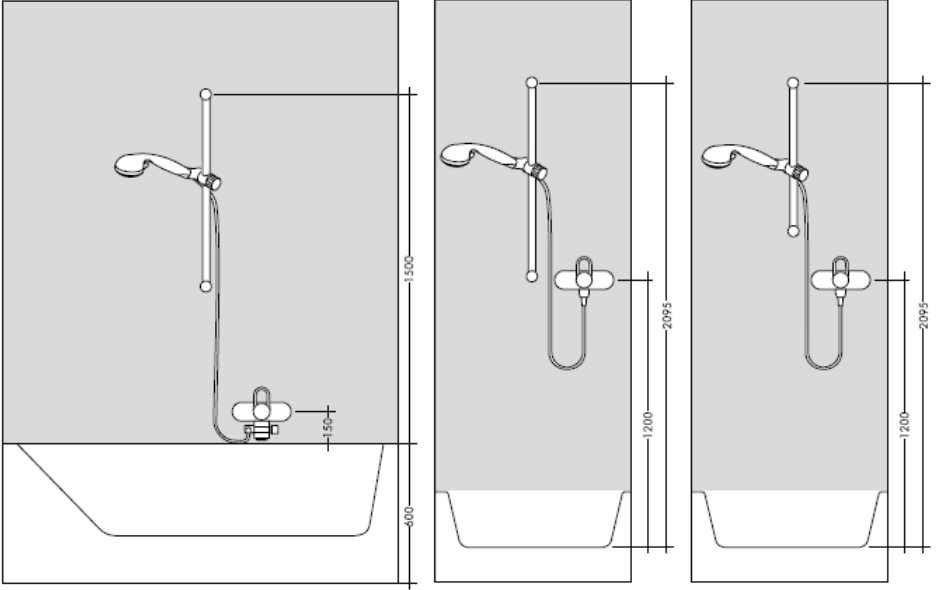
**Raindance E 120 Set 27887000**

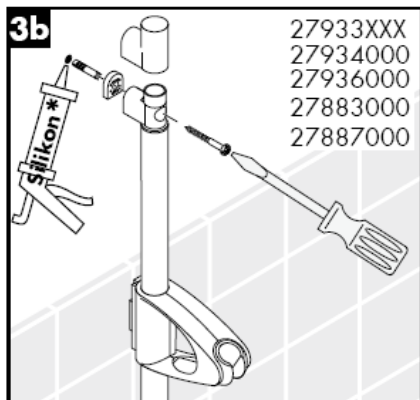
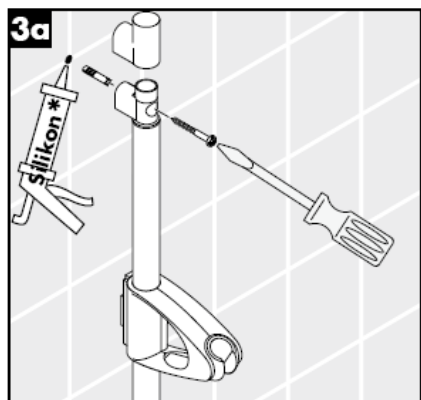
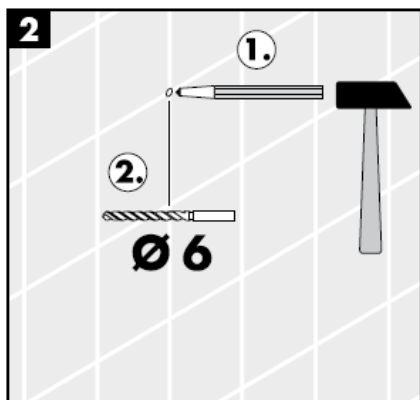
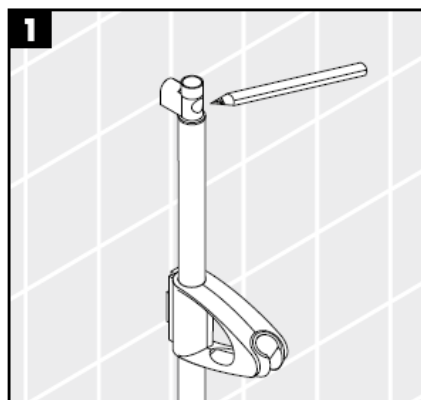



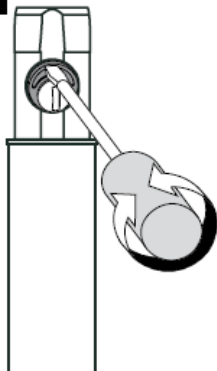
Su püskürtme çubuğu 27881000/27883000 yalnızca ihraç amaçlıdır ve Almanya'da temin edilemez!

Müteahhit, ürünü monteleyeceği yer, yani montaj plakasının monte edileceği duvar alanının tümü düz (herhangi bir eklem yerinin ya da duvar fayansının çıkıntısıyla) engellenmemiş, yapısı ürünü montelemeye uygun bir şekilde ve herhangi zayıf noktası olamamasını sağlamalıdır. Kaplı vidalar ve çubuklar sadece beton için uygundur. Başka duvar yapıları için, imalatçının çubuk imal edenin belirttiği hususlar dikkate alınmalıdır.

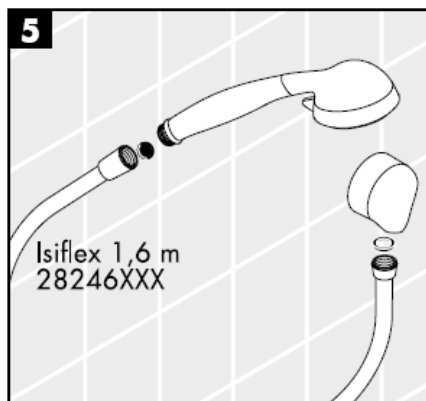
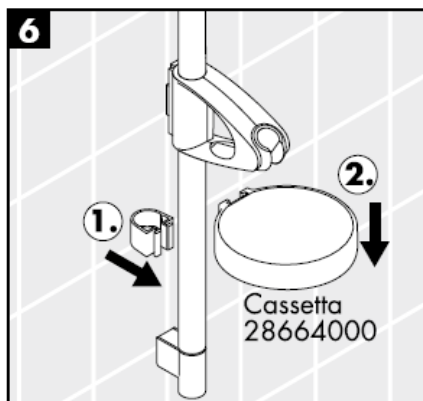
Boyutları olabildiği kadar fayans tipine uyarlayın.



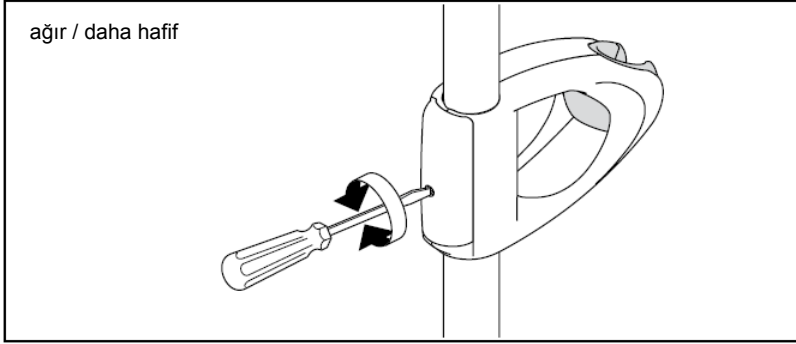


**4**

Eksantrik burç ile delik toleransları dengelenebilir.

**5****6**

\* Silikon (asetik asit içermeyen)

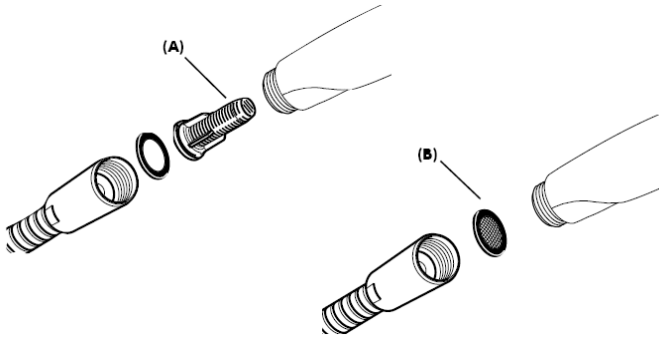


Su akış basıncı en azından 0,15 MPa olan yerlerde Hansgrohe tek kollu bataryalarını, hidrolik ve termik kumandalı şofbenlerle birlikte kullanabilirsiniz.

### Montajı

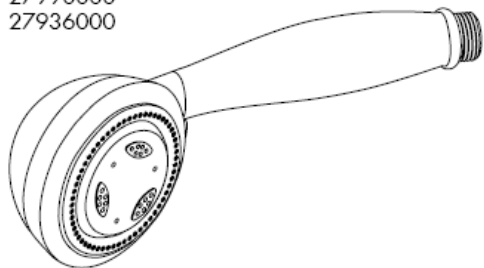
Hat şebekesinden gelen kirlerin almasını önlemek için, el duşuna eklenmiş süzgeç (A) takılmalıdır. Şebekeden gelen kirler çalışmayı etkileyebilir ve/veya el duşundaki fonksiyon parçalarının zarar görmesine neden olabilir; bu nedenle oluşan hasarlar için Hansgrohe hiçbir sorumluluk üstlenmez.

El duşunun norm debisini sağlamak ve şebekeden kir gelmesini önlemek için, ekteki filtre adaptörü (A) takılmalıdır. Daha büyük bir su debisi istenirse, filtre adaptörünün (A) yerine bir süzgeç contası (B) takılmalıdır. Şebekeden gelen kirler çalışmayı etkileyebilir ve/veya el duşundaki fonksiyon parçalarının zarar görmesine neden olabilir; bu nedenle oluşan hasarlar için Hansgrohe hiçbir sorumluluk üstlenmez.



**Mistral /Unica'D /Talis S Combi**  
27067000

**Mistral/Unica'D**  
27990000  
27936000



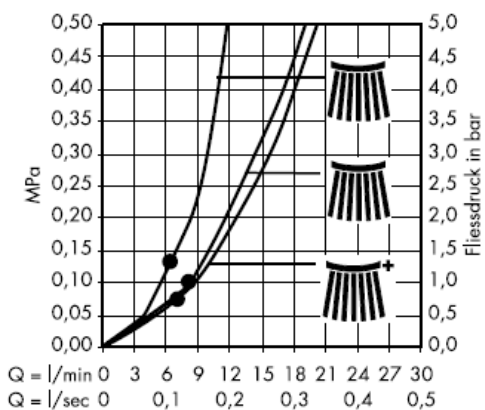
Normal duş



Masaj duşu



Yumuşak



•'den itibaren fonksiyon garanti edilmiştir.

## Mistral 3/Unica'D

27788000

27789000



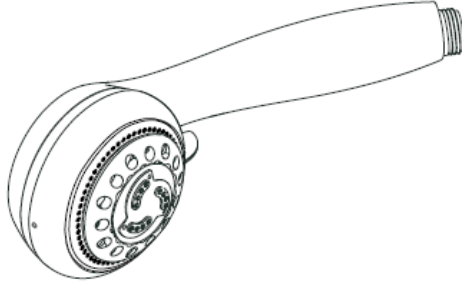
Normal duş



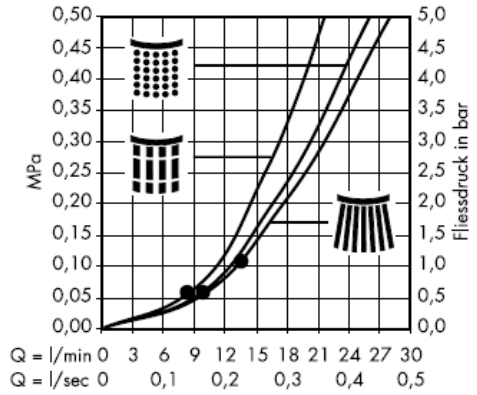
Masaj duşu



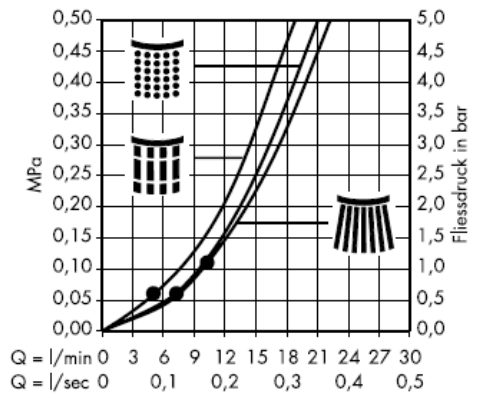
Yumuşak



Filtre adaptörlü (A)



Süzgeç contalı (B)





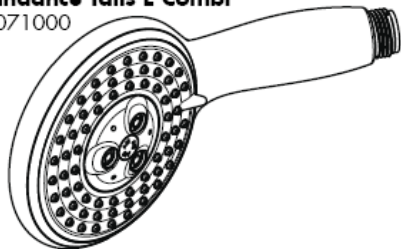
## Raindance E 100 Set

27881000

27883000

## Raindance Talis E Combi

27071000



Filtre adaptörlü(A)



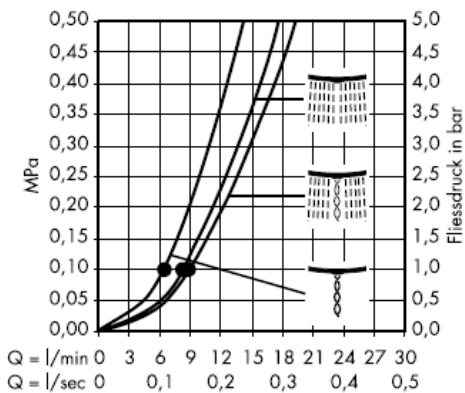
Rain AIR



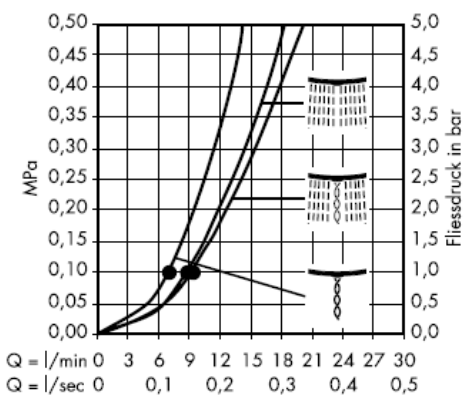
Balance AIR



Whirl AIR



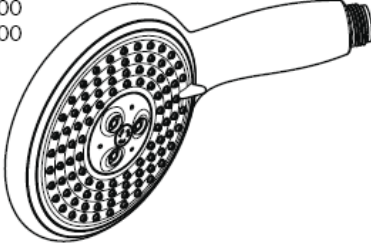
Süzgeç contalı (B)



## Raindance E 120 AIR 3jet

27885000

27887000



Filtre adaptörü(A)



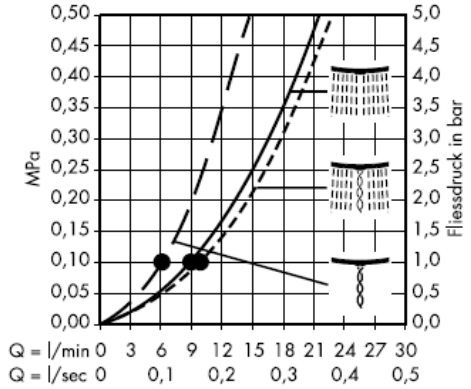
Rain AIR



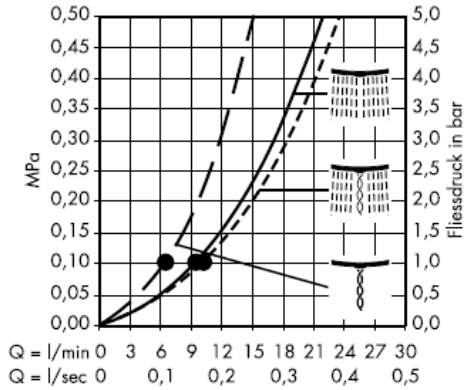
Balance AIR



Whirl AIR



Süzgeç contalı (B)



\*den itibaren fonksiyon garanti edilmiştir.

---

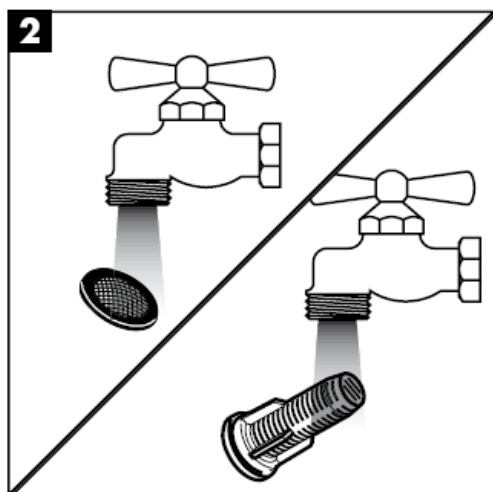
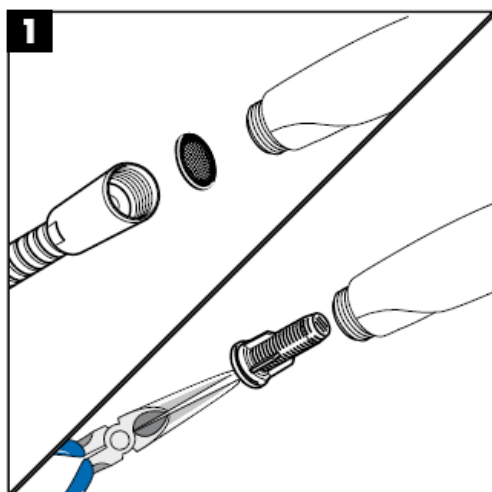
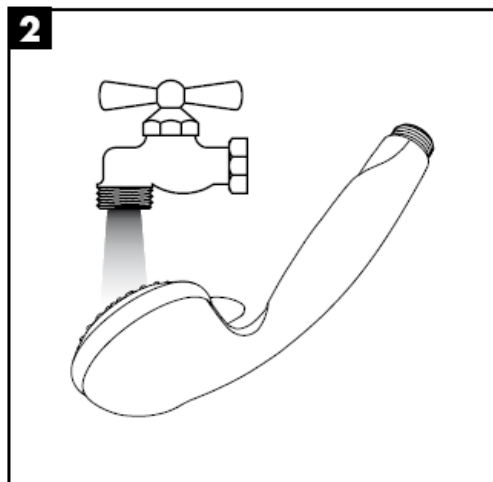
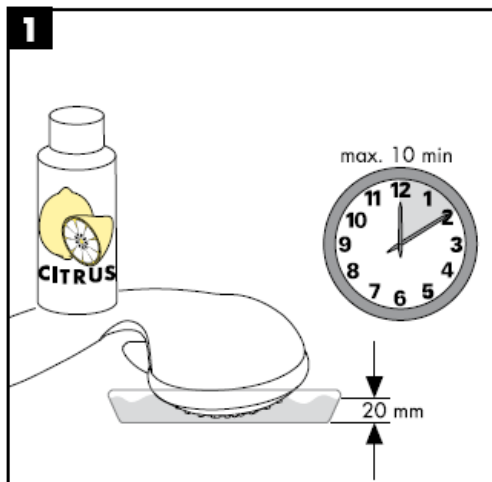
## Teknik bilgiler

İşletme basıncı: max. 0,6 MPa  
Tavsiye edilen işletme basıncı: 0,1 – 0,4 MPa  
(1 MPa = 10 bar = 147 PSI)  
Sıcak su sıcaklığı: max. 60° C

## Kontrol işareti

	DVGW	P-IX	SVGW	ACS	NF	WRAS	KIWA
27067000							
27071000							
27788000				X			
27789000							
27881000							
27883000				X			
27885000							
27887000				X			
27930XXX				X			
27933XXX				X			
27934000							
27936000				X			
27938000							
27990000							

Bakım kılavuzu



## Temizleme

Sadece temiz: Kireç, düğümlerle kolayca ovalanabilir.



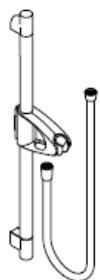
**hansgrohe**

Hansgrohe · Postfach 1145 · D-77761 Schiltach · Telefon +49 (0) 78 36/51-1282 · Telefax +49 (0) 7836/511440  
E-Mail: [info@hansgrohe.com](mailto:info@hansgrohe.com) · Internet: [www.hansgrohe.com](http://www.hansgrohe.com)

02/2009  
9.05719.01  
Türkçe



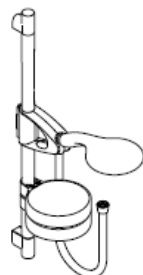
# Instrucțiuni de montare



**Unica'D**  
27930XXX  
27933XXX



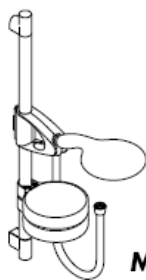
**Unica'D**  
27938000  
27934000



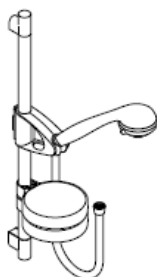
**Raindance**  
**E 100 Set**  
27881000  
27883000



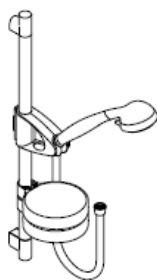
**Raindance**  
**Talis E Combi**  
27071000



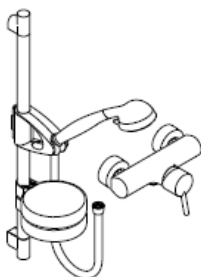
**Raindance**  
**E 120 Set**  
27885000  
27887000



**Mistral 3/Unica'D**  
27788000  
27789000



**Mistral/Unica'D**  
27990000  
27936000



**Mistral /Unica'D**  
**/Talis S Combi**  
27067000

**hangrohe**

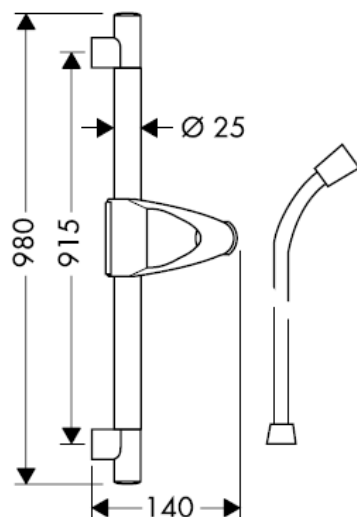


Funcționarea optimă este garantată numai când estei conectat la duș de mână și furtun de duș marca Hansgrohe.

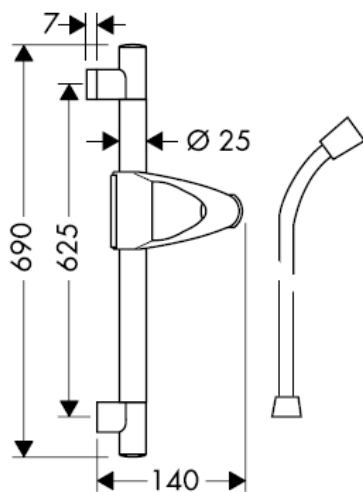
Furtunul de duș poate fi utilizat numai pentru conectarea telefonului de duș la baterie. Nu este permisă montarea unui opritor la capătul furtunului!



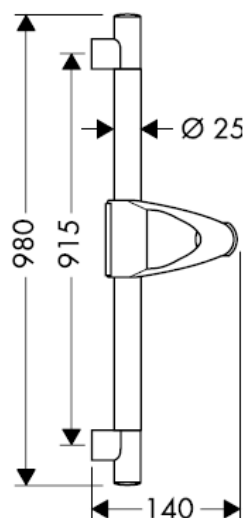
**Unica'D 27930XXX**



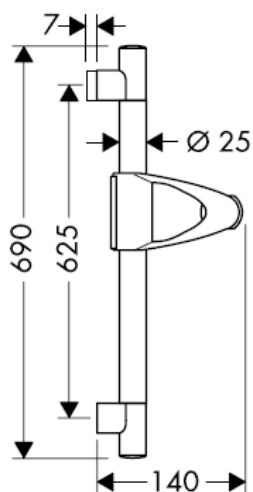
**Unica'D 27933XXX**



**Unica'D 27938000**

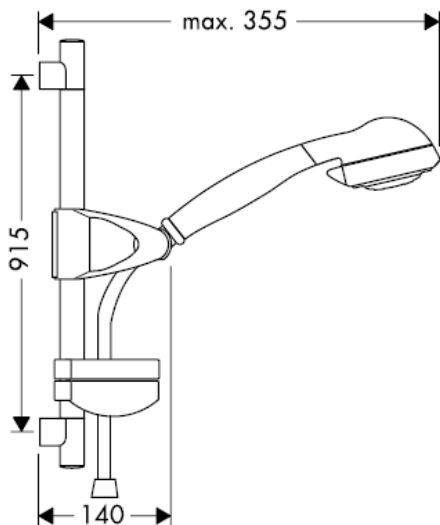


**Unica'D 27934000**

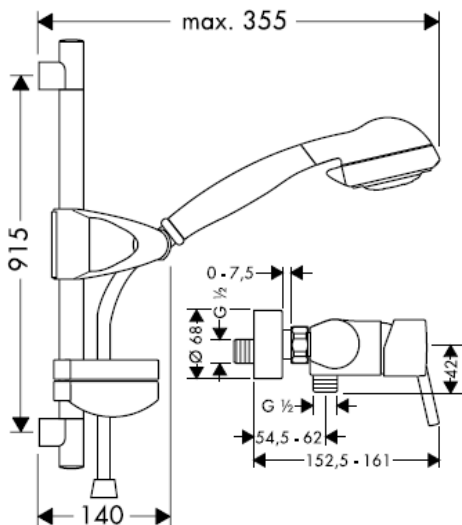


Bara de duș 27933XXX/27938000/27934000 este destinată exclusiv pentru export și nu este disponibilă în Germania!

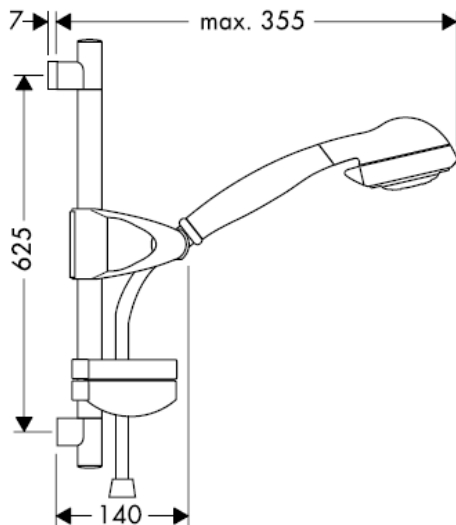
**Mistral/Unica'D 27990000**



**Mistral /Unica'D /Talis S Combi 27067000**

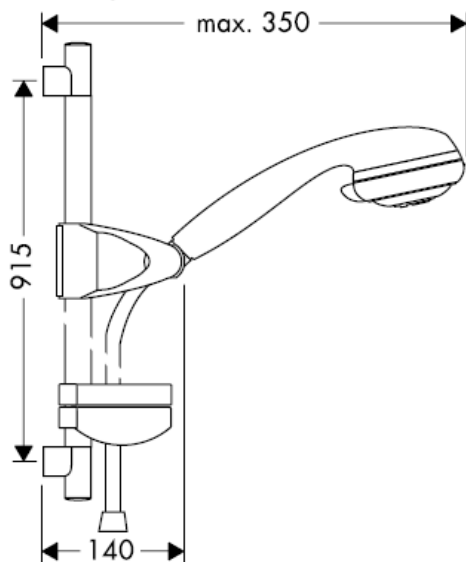


**Mistral/Unica'D 27936000**

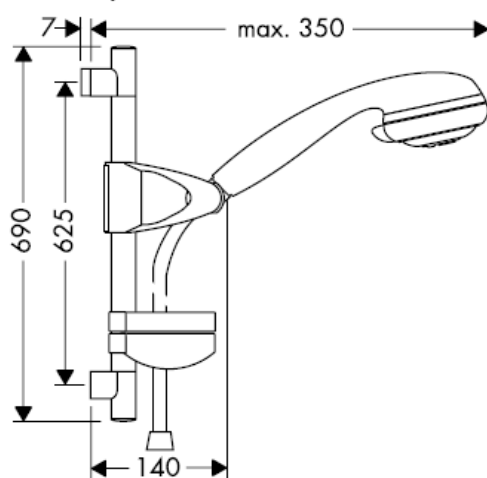


Bara de duș 27936000 este destinată exclusiv pentru export și nu este disponibilă în Germania!

**Mistral 3/Unica'D 27789000**

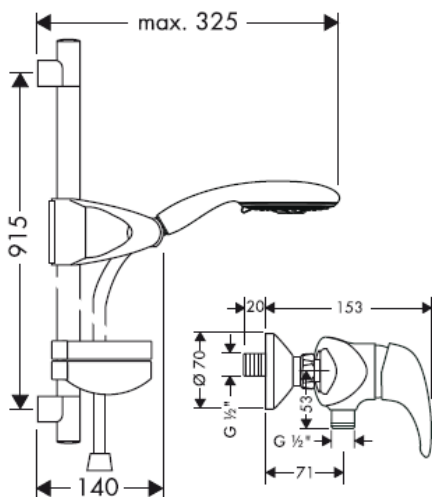


**Mistral 3/Unica'D 27788000**

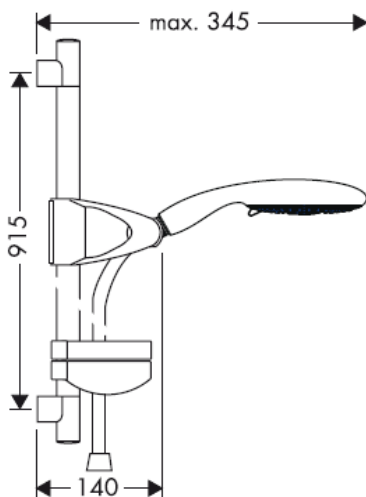


Bara de duș 27788000 este destinată exclusiv pentru export și nu este disponibilă în Germania!

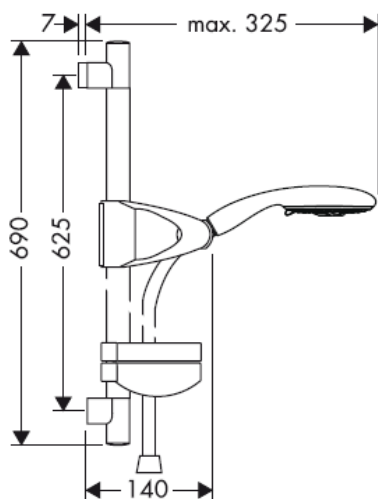
**Raindance E 100 Set 27881000**  
**Raindance Talis E Combi 27071000**



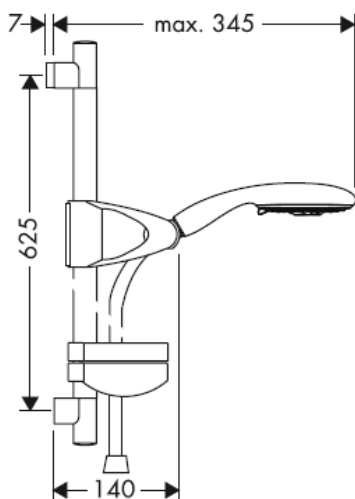
**Raindance E 120 Set 27885000**



**Raindance E 100 Set 27883000**



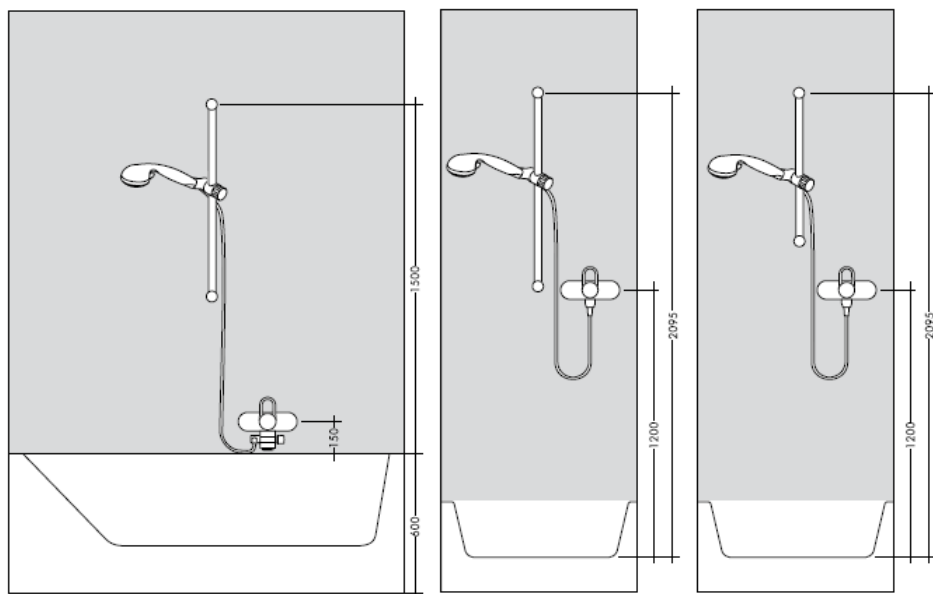
**Raindance E 120 Set 27887000**

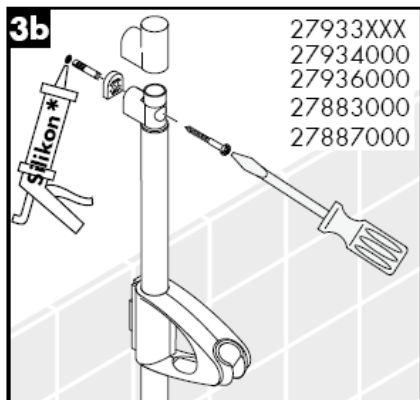
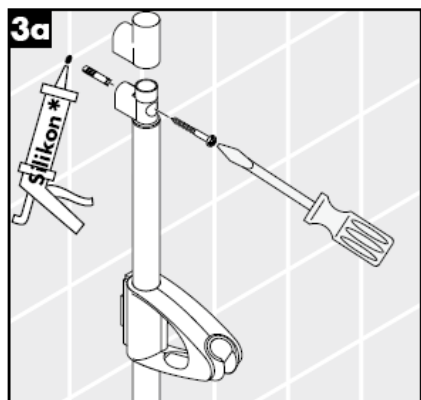
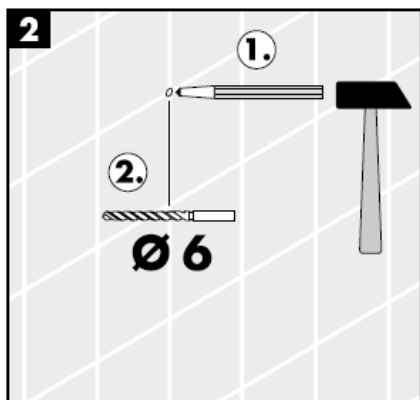
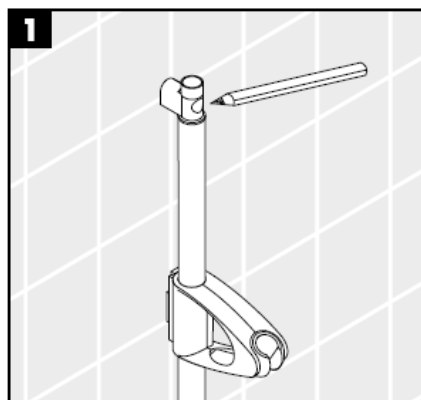


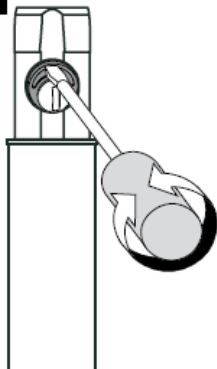
Bara de duș 27881000/27883000 este destinată exclusiv pentru export și nu este disponibilă în Germania!

La montarea produsului de către un personal calificat trebuie să fiți atenți ca suprafața, unde se fixează produsul să fie plată pe toată suprafața utilizată (să nu existe rosturi sau faianțe proeminente), peretele să fie adecvat pentru montarea produsului și să nu există zone de rezistență redusă. Șuruburile și diblurile livrate sunt potrivite pentru ziduri de beton. La alte tipuri de zid respectați instrucțiunile producătorului diblului utilizat.

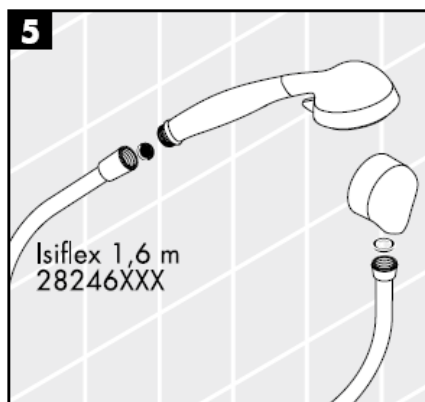
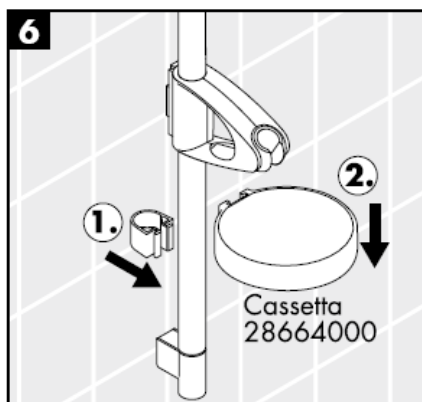
Reglați dimensiunile la suprafața tencuiei.



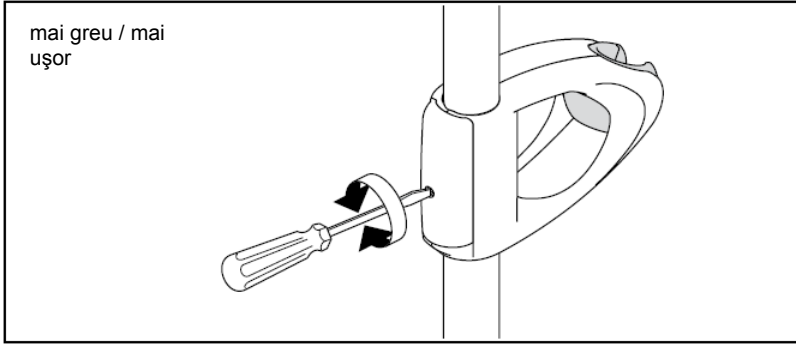


**4**

Compensați diferențele de găurit cu ajutorul bușei excentrice.

**5****6**

\* Silicon (fără acid acetic!)



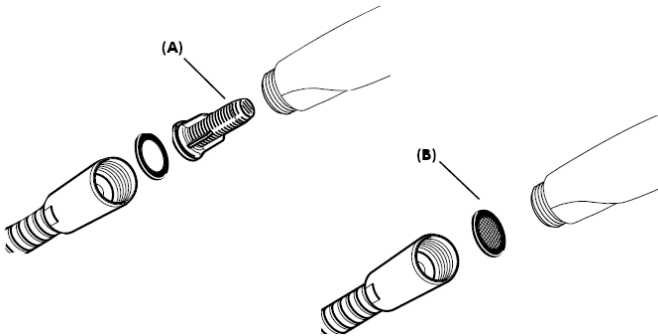
Bateriile monocomadă Hansgrohe pot fi utilizate cu boiler instant cu comandă termică sau hidraulică dacă presiunea apei de alimentare este de min. 0,15 MPa.

### Montare

Montați filtrul (A) livrat împreună cu dușul de mână pentru a evita pătrunderea impurităților din rețeaua de apă. Impuritățile pătrunse pot influența funcționarea dușului de mână și/sau deteriora componentele acestuia, garanția nu acoperă daunele provocate din această cauză.

Montați garnitura de filtru (A) livrată cu aparatul pentru asigurarea funcționării corespunzătoare a dușului de mână și pentru evitarea pătrunderii impurităților din rețeaua de apă. Dacă doriți un debit mai mare de apă, montați garnitura sită (B) în locul garniturii de filtru (A).

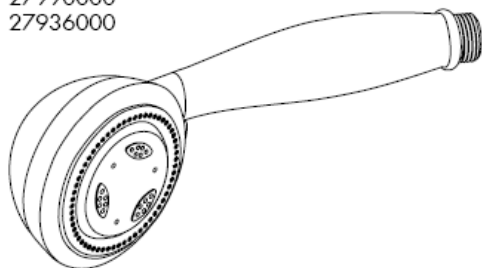
Impuritățile pătrunse pot influența funcționarea dușului de mână și/sau deteriora componentele acestuia, garanția nu acoperă daunele provocate din această cauză.





**Mistral /Unica'D /Talis S Combi**  
27067000

**Mistral/Unica'D**  
27990000  
27936000



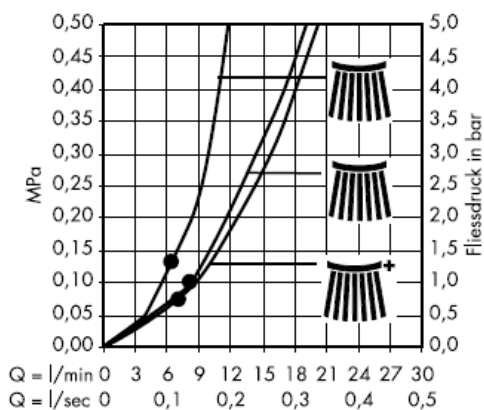
jet normal



Jet de masaj



Jet slab de apă



Începând de la • funcționarea este garantată.

### Mistral 3/Unica'D

27788000

27789000



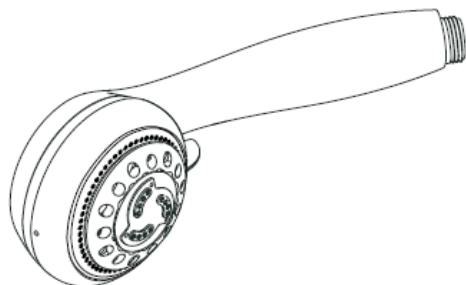
jet normal



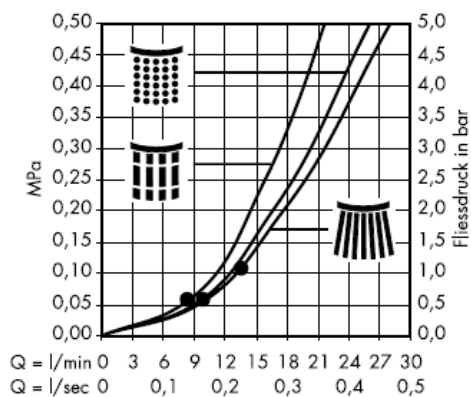
Jet de masaj



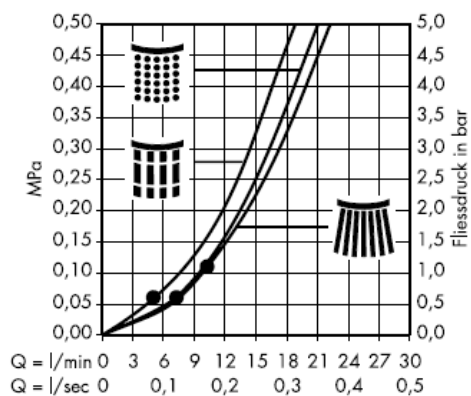
Jet slab de apă



Cu garnitură de filtru (A)



Cu garnitură de filtru (B)



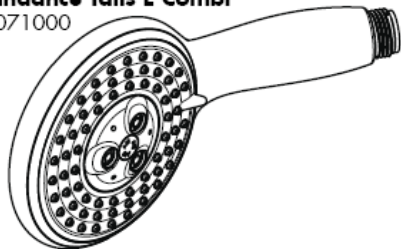
### Raindance E 100 Set

27881000

27883000

### Raindance Talis E Combi

27071000



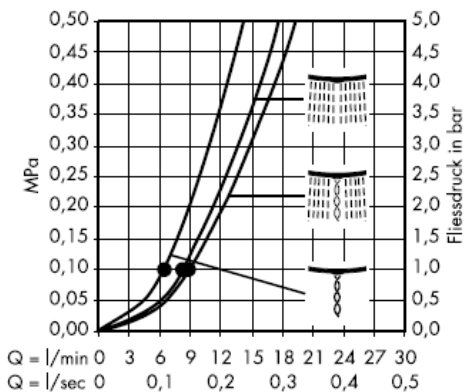
Cu garnitură de filtru(A)



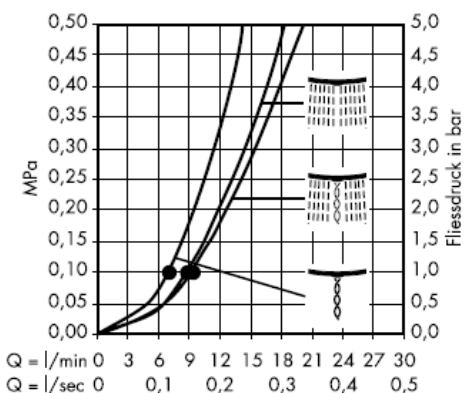
Rain AIR

Balance AIR

Whirl AIR



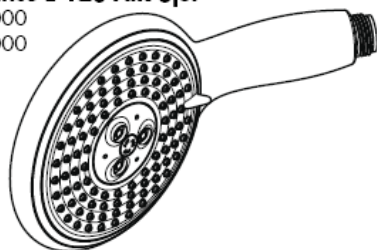
Cu garnitură de filtru (B)



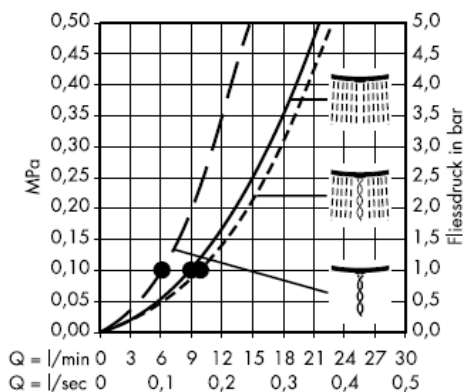
## Raindance E 120 AIR 3jet

27885000

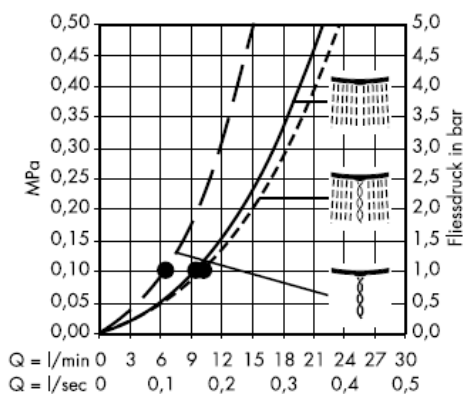
27887000



Cu garnitură de filtru (A)



Cu garnitură de filtru (B)



Începând de la • funcționarea este garantată.

---

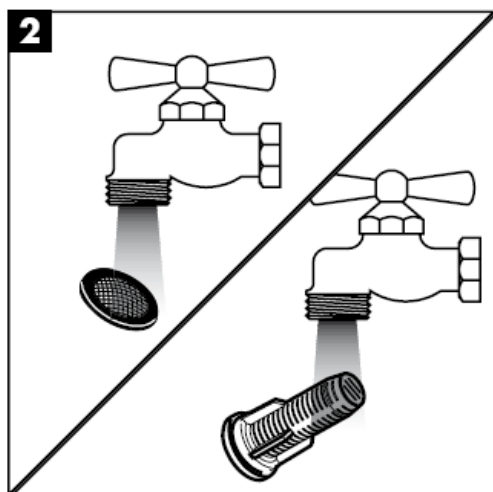
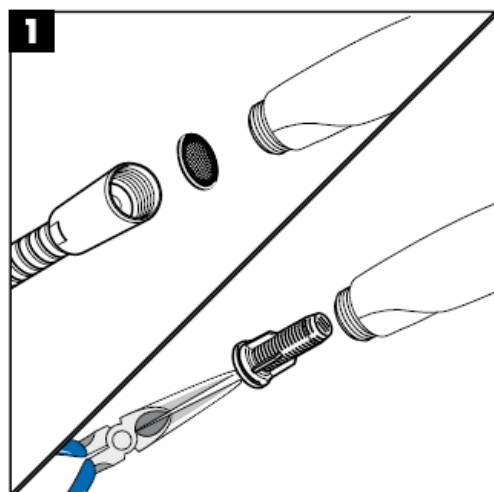
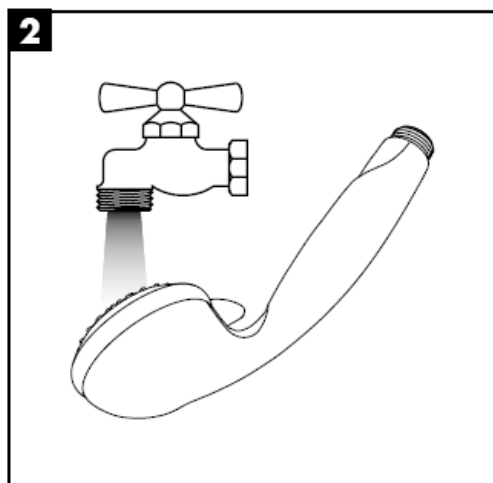
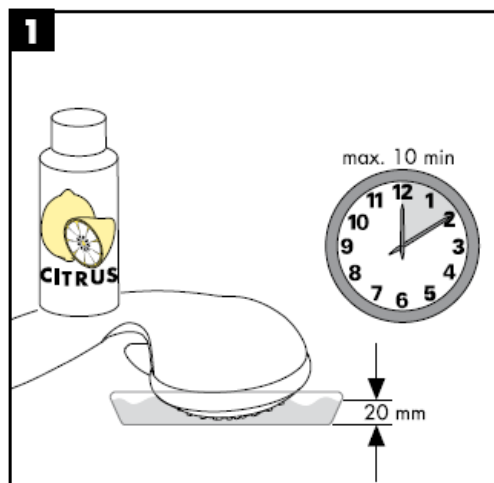
### Date tehnice

Presiune de funcționare: max. 0,6 MPa  
Presiune de funcționare recomandată: 0,1 – 0,4 MPa  
(1 MPa = 10 bar = 147 PSI)  
Temperatura apei calde: max. 60° C

### Certificat de testare

	DVGW	P-IX	SVGW	ACS	NF	WRAS	KIWA
27067000							
27071000							
27788000				X			
27789000							
27881000							
27883000				X			
27885000							
27887000				X			
27930XXX				X			
27933XXX				X			
27934000							
27936000				X			
27938000							
27990000							

Instrucțiuni de întreținere



## Curățare

Pur și simplu curat: Calcarul se îndepărtează ușor de pe noduri prin frecare.



**hansgrohe**

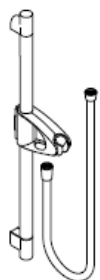
Hansgrohe · Postfach 1145 · D-77761 Schiltach · Telefon +49 (0) 78 36/51-1282 · Telefax +49 (0) 7836/511440  
E-Mail: [info@hansgrohe.com](mailto:info@hansgrohe.com) · Internet: [www.hansgrohe.com](http://www.hansgrohe.com)

02/2009  
9.05719.01  
Română





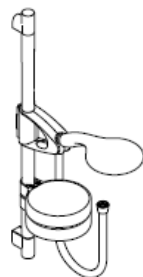
# Οδηγία συναρμολόγησης



**Unica'D**  
27930XXX  
27933XXX



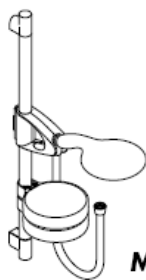
**Unica'D**  
27938000  
27934000



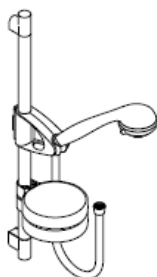
**Raindance  
E 100 Set**  
27881000  
27883000



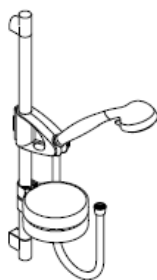
**Raindance  
Talis E Combi**  
27071000



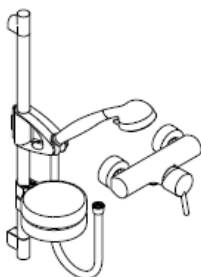
**Raindance  
E 120 Set**  
27885000  
27887000



**Mistral 3/Unica'D**  
27788000  
27789000



**Mistral/Unica'D**  
27990000  
27936000



**Mistral /Unica'D  
/Talis S Combi**  
27067000

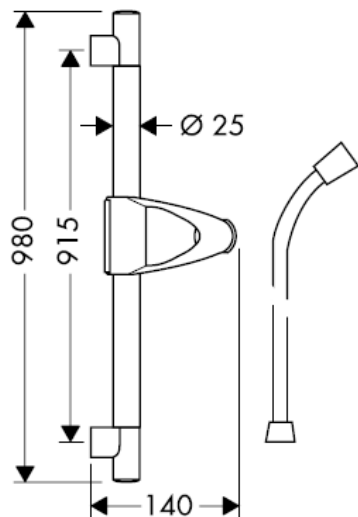
**hansgrohe**



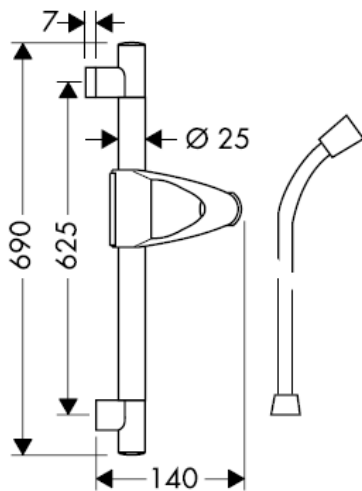
Εγγύηση βέλτιστης λειτουργίας μόνο σε συνδυασμό με καταιονιστήρα χειρός Hansgrohe και σπιράλ Hansgrohe.

Το εύκαμπτο σπιράλ του καταιονιστήρα είναι κατάλληλο μόνο για τη σύνδεση του καταιονιστήρα χειρός με τη βάνα. Δεν επιτρέπεται καμία στροφή/διακοπή μετά το σωλήνα στην κατεύθυνση ροής!

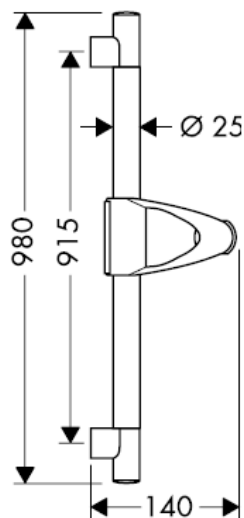
**Unica'D 27930XXX**



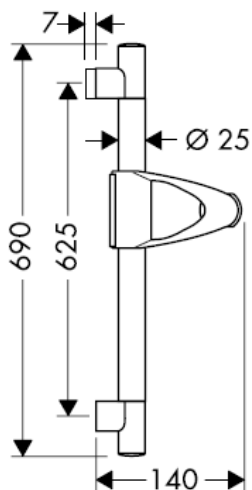
**Unica'D 27933XXX**



**Unica'D 27938000**

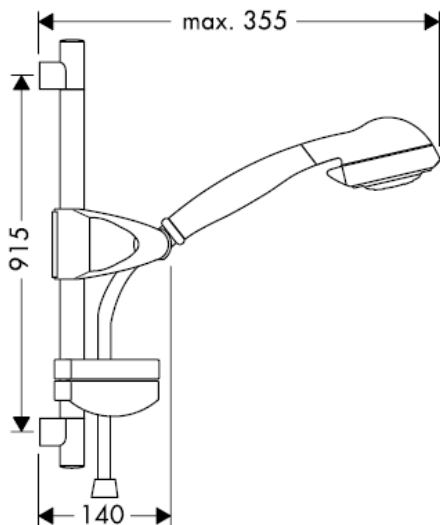


**Unica'D 27934000**

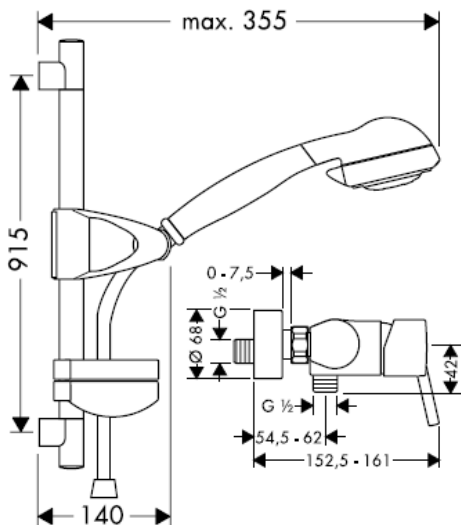


Η βέργα του ντους 27933XXX/27938000/27934000 είναι μόνο για χώρες του εξωτερικού και δεν πωλείται στη Γερμανία!

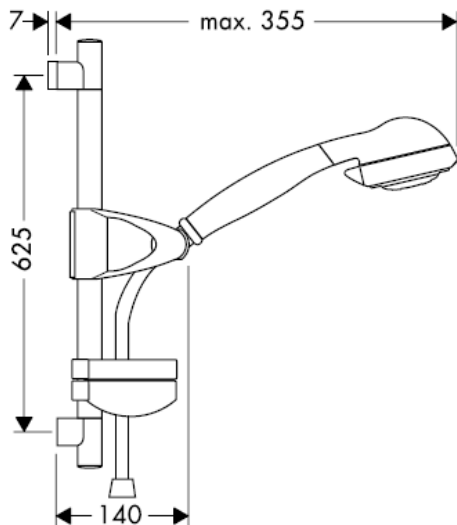
**Mistral/Unica'D 27990000**



**Mistral /Unica'D /Talis S Combi 27067000**

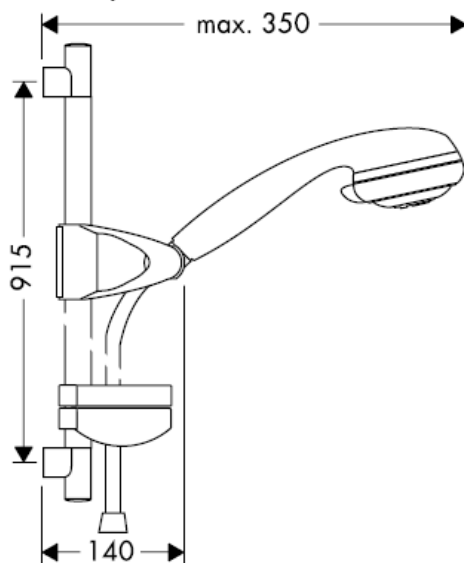


**Mistral/Unica'D 27936000**

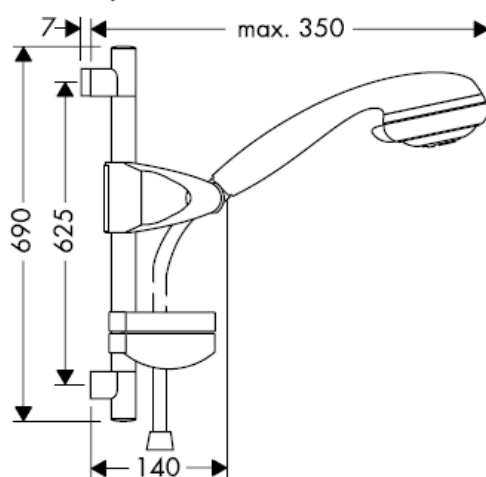


Η βέργα του ντους 27936000 είναι μόνο για χώρες του εξωτερικού και δεν πωλείται στη Γερμανία!

**Mistral 3/Unica'D 27789000**

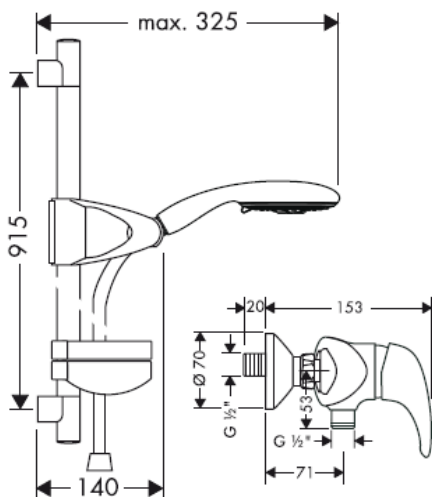


**Mistral 3/Unica'D 27788000**

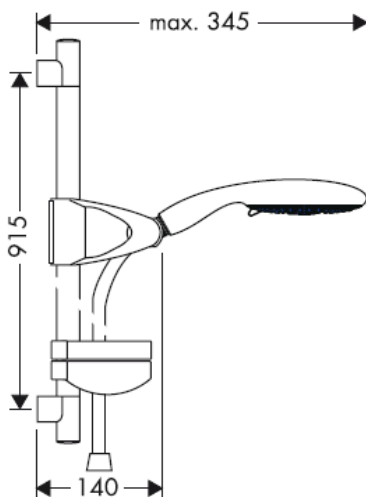


Η βέργα του ντους 27788000 είναι μόνο για χώρες του εξωτερικού και δεν πωλείται στη Γερμανία!

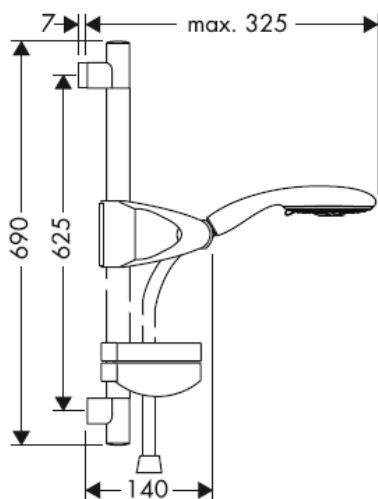
**Raindance E 100 Set** 27881000  
**Raindance Talis E Combi** 27071000



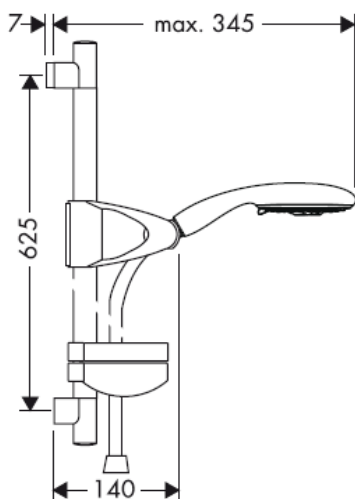
**Raindance E 120 Set** 27885000



**Raindance E 100 Set** 27883000



**Raindance E 120 Set** 27887000

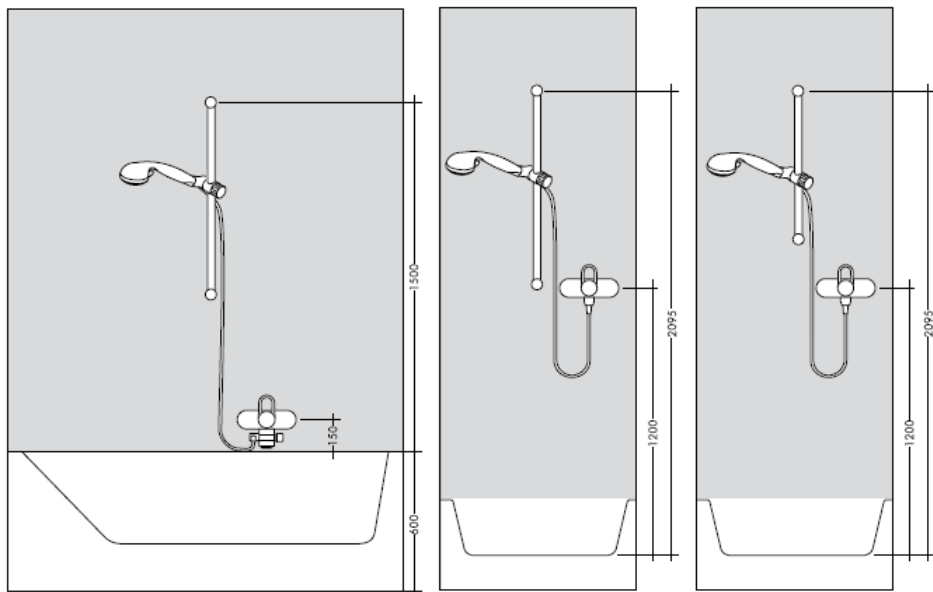


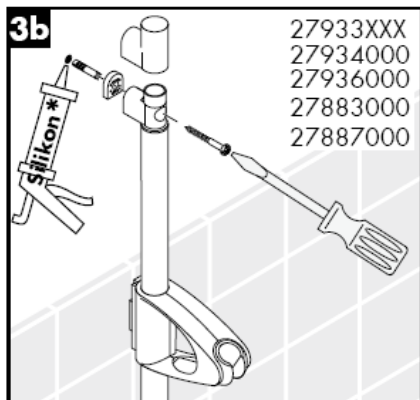
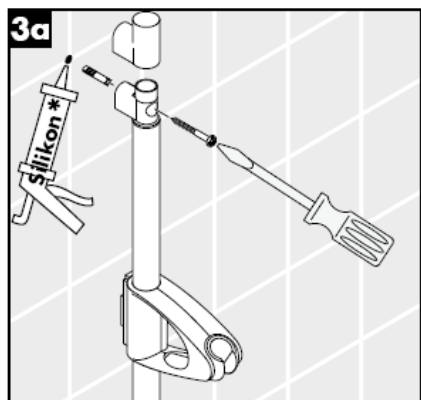
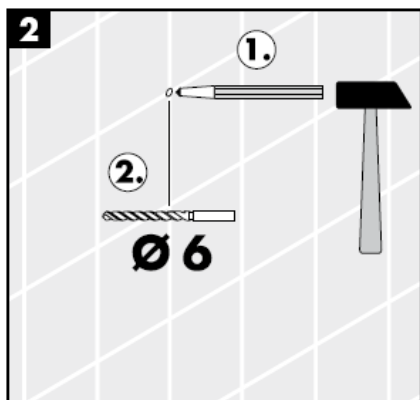
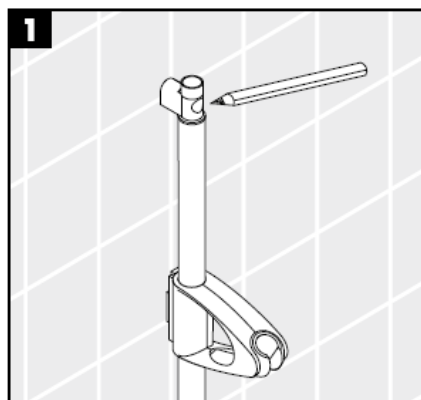
Η βέργα του ντους 27881000/27883000 είναι μόνο για χώρες του εξωτερικού και δεν πωλείται στη Γερμανία!

Κατά τη συναρμολόγηση του προϊόντος από καθαρισμένο και εξειδικευμένο προσωπικό θα πρέπει να δοθεί προσοχή, ώστε η επιφάνεια στερέωσης στη συνολική περιοχή στερέωσης να είναι επίπεδη (να μην υπάρχουν προεξέχοντες αρμοί ή λιθογόμωση πλακιδίων), ώστε η κατασκευή του τοίχου να είναι κατάλληλη για τη συναρμολόγηση του προϊόντος και ώστε η επιφάνεια να μην παρουσιάζει αδύναμα σημεία.

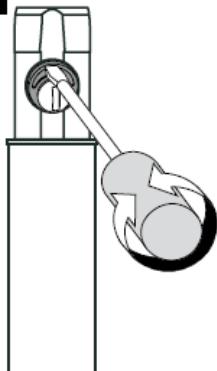
Οι συνημμένες βίδες και οι στυλίσκοι ενδείκνυνται μόνο για σκυρόδεμα. Σε άλλες επίτοιχες κατασκευές θα πρέπει να δοθεί προσοχή στα δεδομένα του Κατασκευαστή των στυλίσκων.

Προσαρμόστε τις διαστάσεις κατά το δυνατόν στο ράστερ των πλακιδίων.

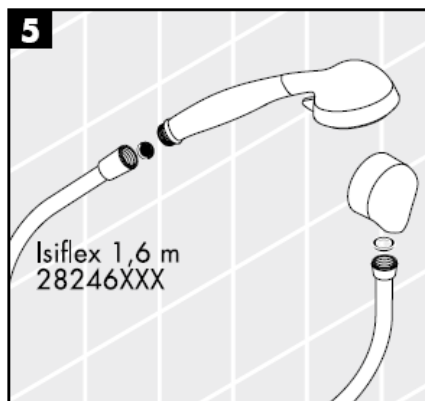
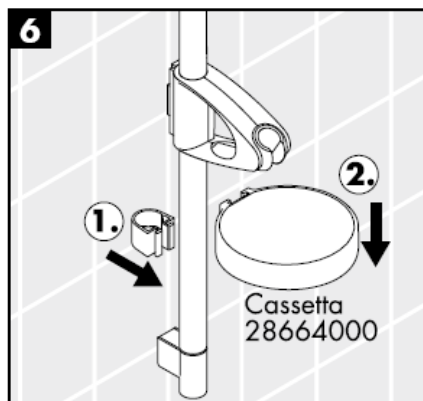




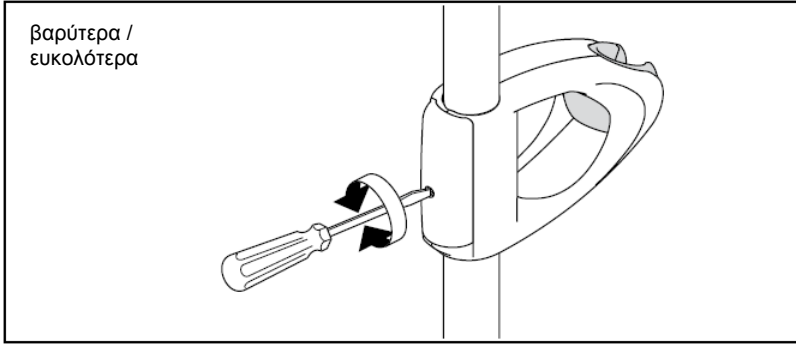


**4**

Μέσω του κουτιού του εκκέντρου είναι δυνατή η εξισορρόπηση των ανοχών διάτρησης.

**5****6**

\* Σιλικόνη (δίχως οξικό οξύ!)

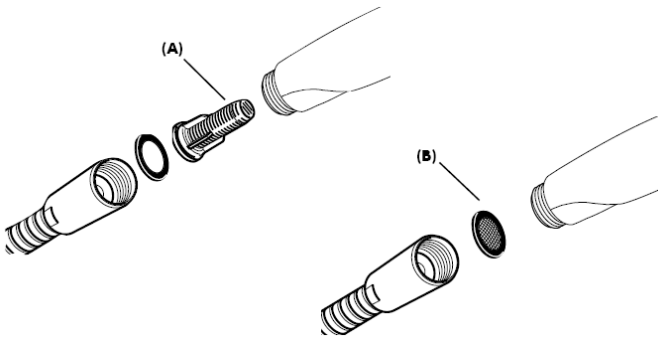


Οι αναμεικτικές μπαταρίες Hansgrohe μπορούν να λειτουργούν και σε συνδυασμό με ταχυθερμοσίφωνες θερμικού ή υδραυλικού ελέγχου, εφόσον η ελάχιστη πίεση ροής είναι 0,15 MPa.

### Συναρμολόγηση

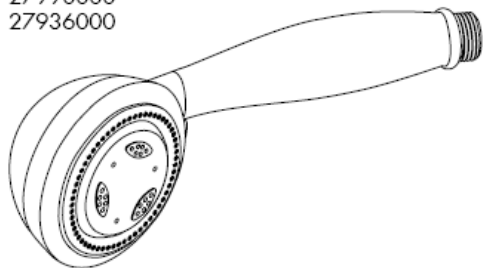
Το συνημμένο στον καταιονιστήρα χειρός φίλτρο (A) πρέπει να εγκατασταθεί, προκειμένου να αποτραπούν οι εισροές ρύπων από το δίκτυο ύδρευσης. Οι εισροές ρύπων μπορούν να επηρεάσουν δυσμενώς τις λειτουργίες ή/και να προκαλέσουν βλάβες στα λειτουργικά εξαρτήματα του καταιονιστήρα χειρός, για τις οποίες ζημιές δεν αναλαμβάνει καμία ευθύνη η εταιρεία Hansgrohe.

Η συνοδευτική προσθήκη φίλτρου (A) πρέπει να εγκατασταθεί, προκειμένου να διασφαλίσει την κανονική ροή του καταιονιστήρα χειρός και να αποτρέψει την είσοδο ρύπων από το δίκτυο ύδρευσης. Εάν είναι επιθυμητή μία μεγαλύτερη ροή νερού, θα πρέπει, στη θέση της προσθήκης φίλτρου (A) να τοποθετηθεί το στεγανοποιητικό παρέμβυσμα (B). Η είσοδος ρύπων μπορεί να επηράσει δυσμενώς τη λειτουργία ή/και να προκαλέσει βλάβες στα λειτουργικά σημεία του καταιονιστήρα χειρός, για τις οποίες ζημιές δεν αναλαμβάνει καμία ευθύνη η εταιρεία Hansgrohe.



**Mistral /Unica'D /Talis S Combi**  
27067000

**Mistral/Unica'D**  
27990000  
27936000



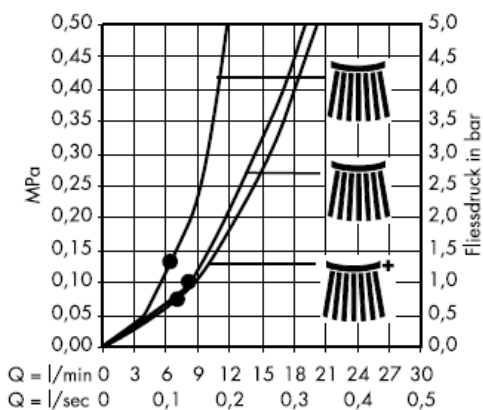
Κανονική δέσμη  
νερού



Δέσμη  
υδρομασάζ



μαλακή δέσμη  
νερού



Αυτή η λειτουργία διασφαλίζεται από το σημείο κι έπειτα

### Mistral 3/Unica'D

27788000

27789000



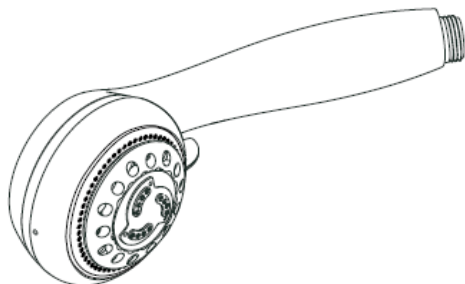
Κανονική  
δέσμη νερού



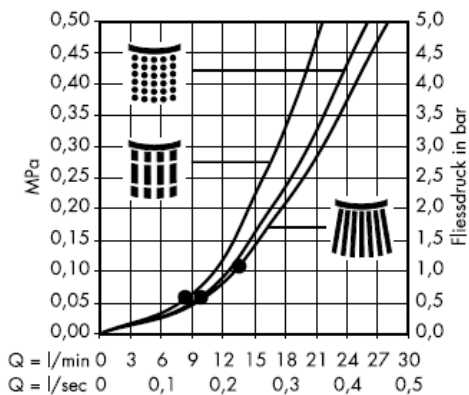
Δέσμη  
υδρομασάζ



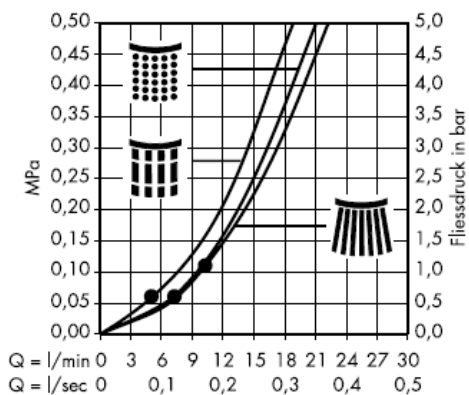
μαλακή  
δέσμη νερού



Με προσθήκη φίλτρου (A)



Με στεγανοποιητικό φίλτρο (B)



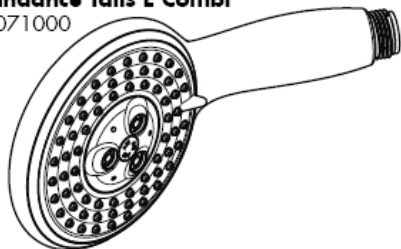
### Raindance E 100 Set

27881000

27883000

### Raindance Talis E Combi

27071000



Με προσθήκη φίλτρου(A)



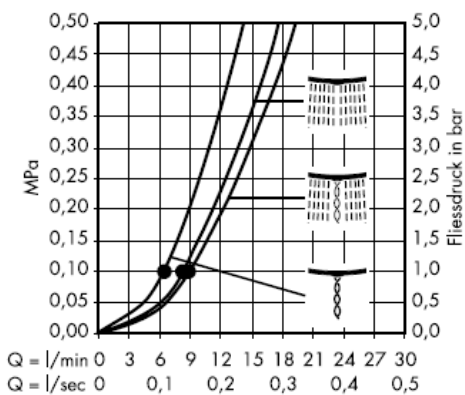
Rain AIR



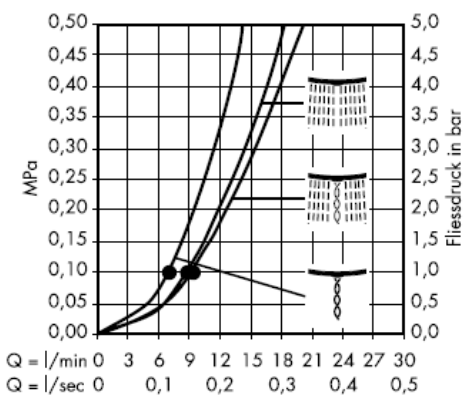
Balance AIR



Whirl AIR



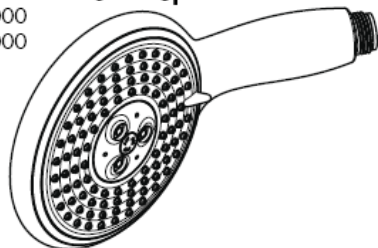
Με στεγανοποιητικό φίλτρο (B)



### Raindance E 120 AIR 3jet

27885000

27887000



Με προσθήκη φίλτρου(A)



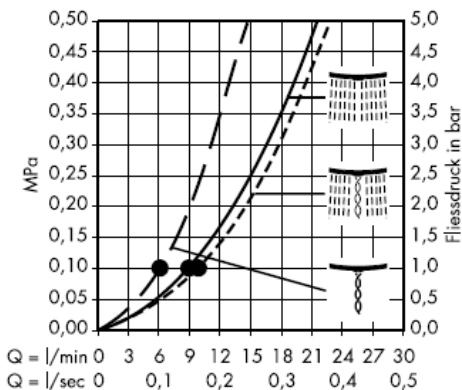
Rain AIR



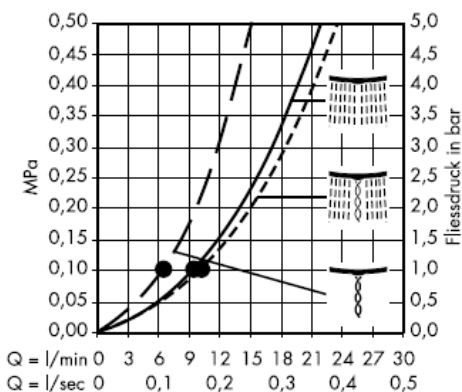
Balance AIR



Whirl AIR



Με στεγανοποιητικό φίλτρο (B)



Αυτή η λειτουργία διασφαλίζεται από το σημείο κι έπειτα

---

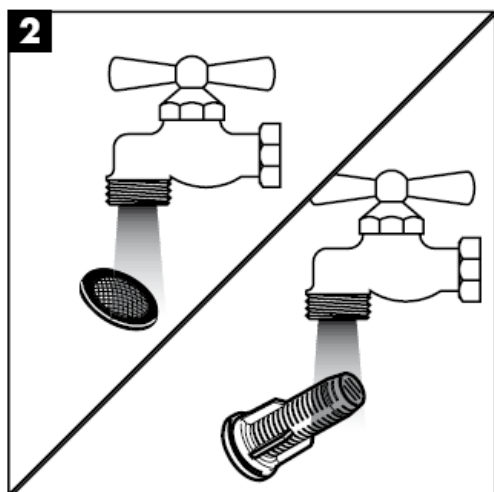
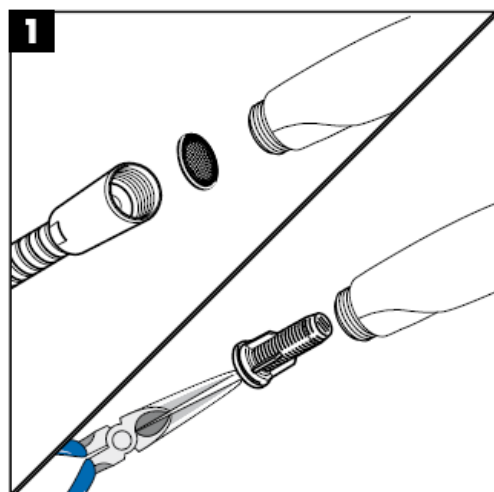
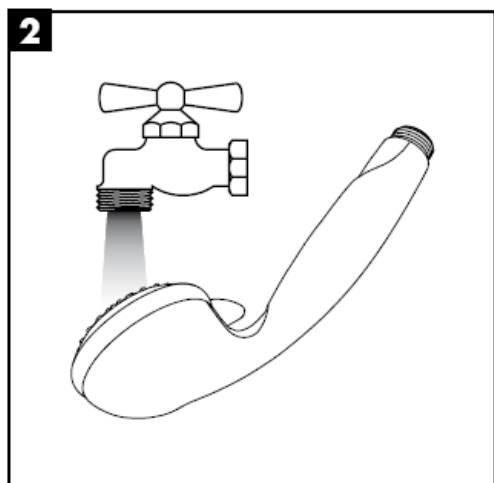
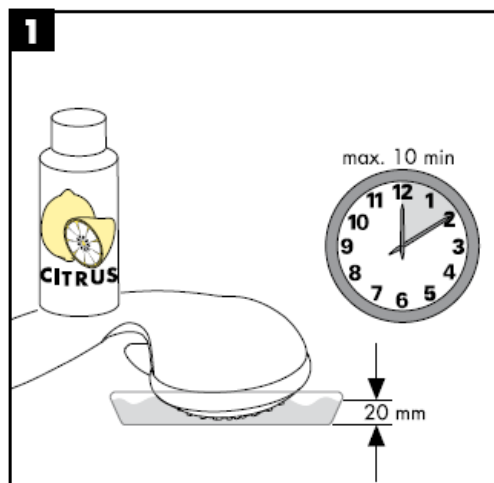
## Τεχνικά Χαρακτηριστικά

Λειτουργία πίεσης: max. 0,6 MPa  
Συνιστώμενη λειτουργία πίεσης: 0,1 – 0,4 MPa  
(1 MPa = 10 bar = 147 PSI)  
Θερμοκρασία ζεστού νερού: max. 60° C

## Σήμα ελέγχου

	DVGW	P-IX	SVGW	ACS	NF	WRAS	KIWA
27067000							
27071000							
27788000				X			
27789000							
27881000							
27883000				X			
27885000							
27887000				X			
27930XXX				X			
27933XXX				X			
27934000							
27936000				X			
27938000							
27990000							

Οδηγία συντήρησης





## Καθαρισμός

Απλά τέλεια καθαριότητα: Τα άλατα μπορούν να αφαιρεθούν με μεγάλη ευκολία από τα στόμια.



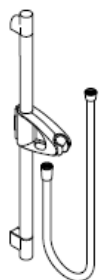
**hansgrohe**

Hansgrohe · Postfach 1145 · D-77761 Schiltach · Telefon +49 (0) 78 36/51-1282 · Telefax +49 (0) 7836/511440  
E-Mail: [info@hansgrohe.com](mailto:info@hansgrohe.com) · Internet: [www.hansgrohe.com](http://www.hansgrohe.com)

02/2009  
9.05719.01  
Ελληνικά



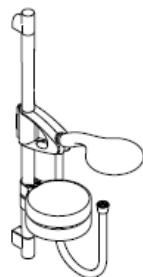
## تعليمات التجميع



**Unica'D**  
27930XXX  
27933XXX



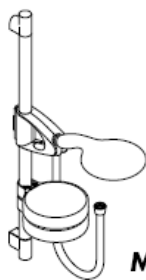
**Unica'D**  
27938000  
27934000



**Raindance**  
**E 100 Set**  
27881000  
27883000



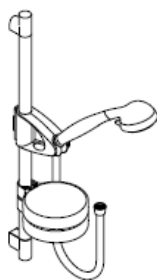
**Raindance**  
**Talis E Combi**  
27071000



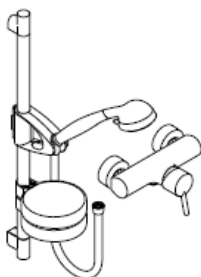
**Raindance**  
**E 120 Set**  
27885000  
27887000



**Mistral 3/Unica'D**  
27788000  
27789000



**Mistral/Unica'D**  
27990000  
27936000



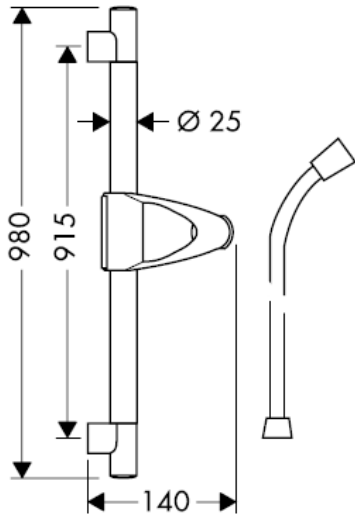
**Mistral /Unica'D**  
**/Talis S Combi**  
27067000

**hangrohe**

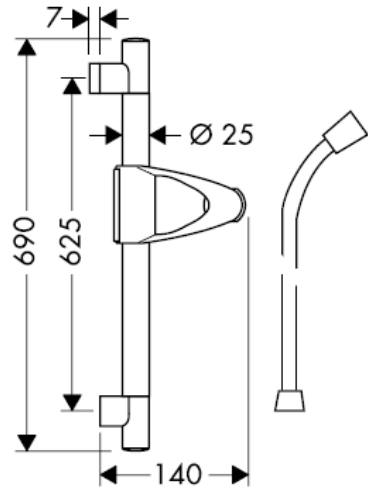


لا يمكن ضمان الحصول على الأداء الأمثل إلا من خلال الجمع بين  
الدش اليدوي إنتاج هانزجر و هه وخراطيم الدش إنتاج هانزجر و هه.  
لا تصلح خراطيم الدش إلا للتوصيل من الدش إلى الوصلة. حذار من  
تركيب جهاز إغلاق بين الوصلة والخرطوم.

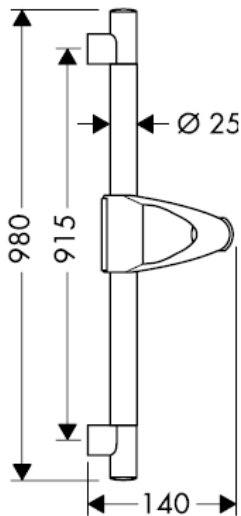
Unica'D 27930XXX



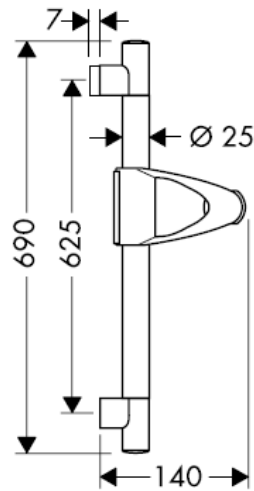
Unica'D 27933XXX



Unica'D 27938000

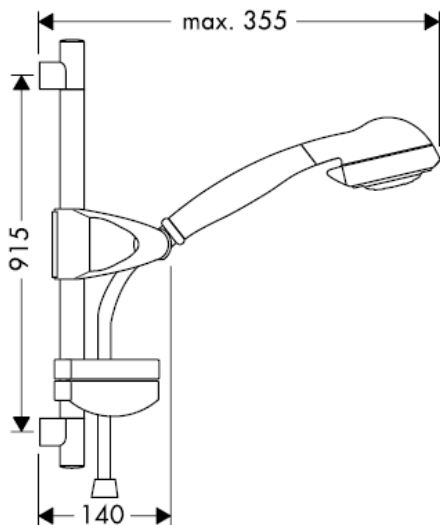


Unica'D 27934000

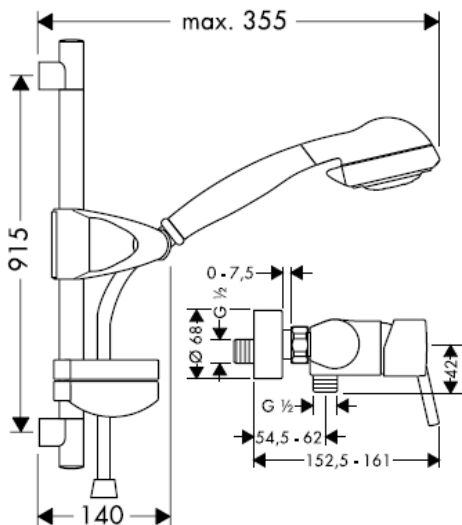


مسطرة المنتج رقم 27933XXX/27938000/27934000 مخصصة للتصدير فقط لذا فهي غير متوفرة في ألمانيا.

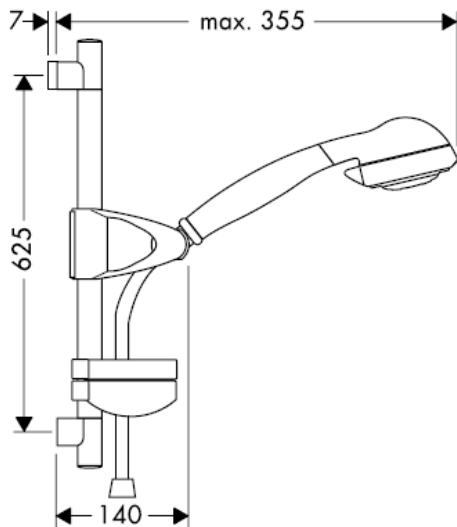
Mistral/Unica'D 27990000



Mistral /Unica'D /Talis S Combi 27067000

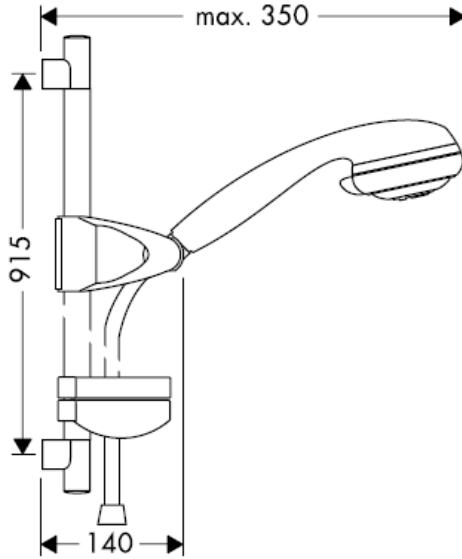


Mistral/Unica'D 27936000

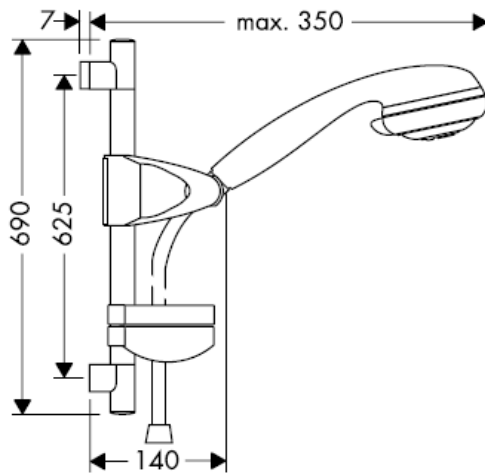


مسطرة المنتج رقم 27936000 مخصصة للتصدير فقط لذا فهي غير متوفرة في ألمانيا.

**Mistral 3/Unica'D 27789000**

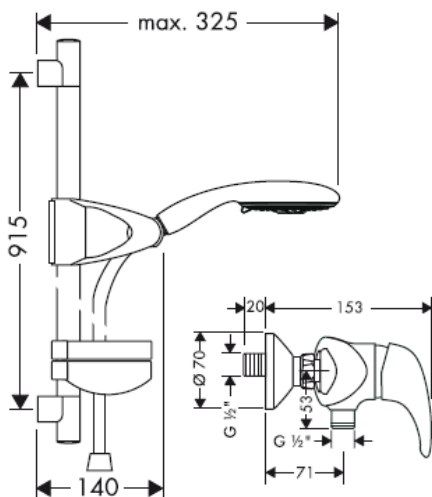


**Mistral 3/Unica'D 27788000**

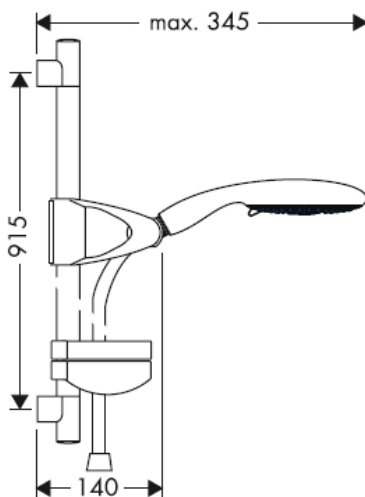


مسطرة المنتج رقم 27788000 مخصصة للتصدير فقط لذا فهي غير متوفرة في ألمانيا.

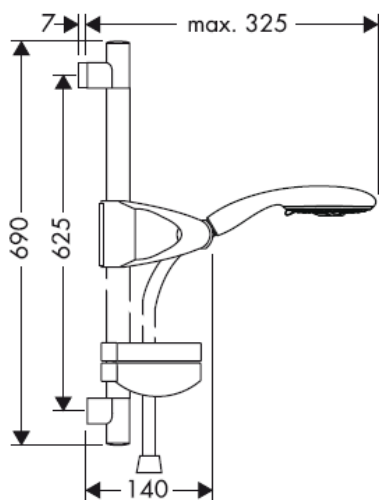
**Raindance E 100 Set 27881000**  
**Raindance Talis E Combi 27071000**



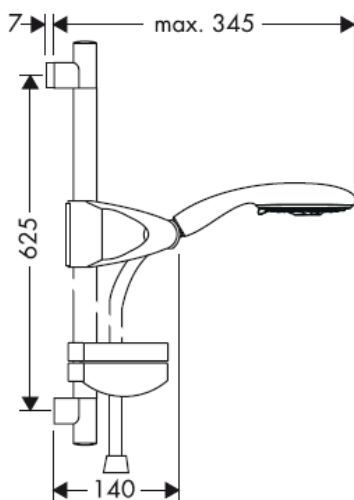
**Raindance E 120 Set 27885000**



**Raindance E 100 Set 27883000**



**Raindance E 120 Set 27887000**

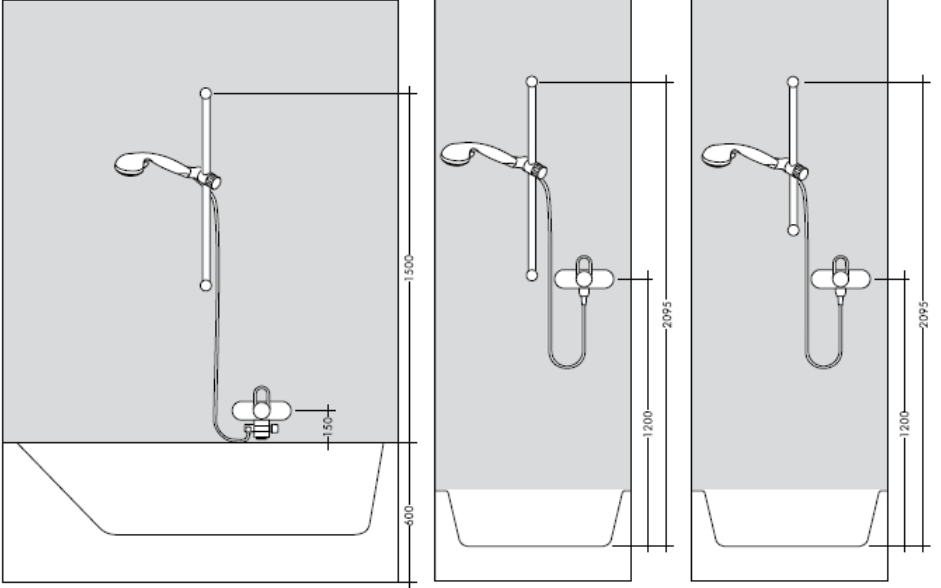


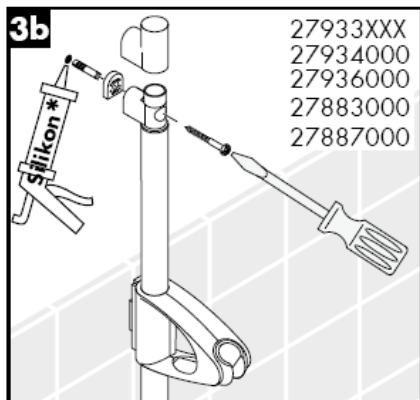
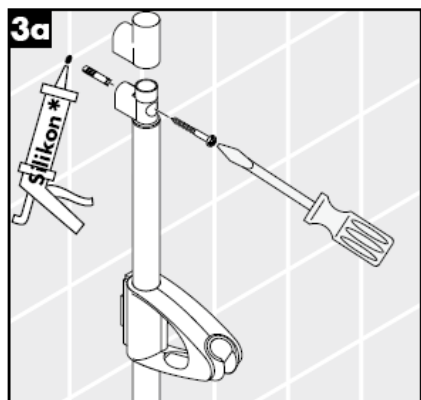
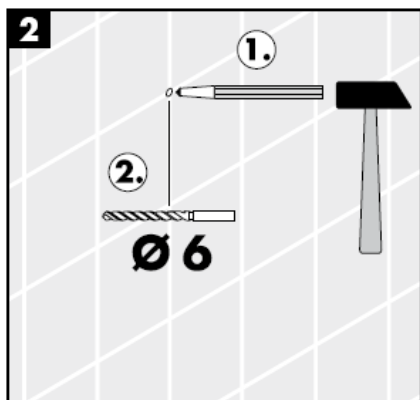
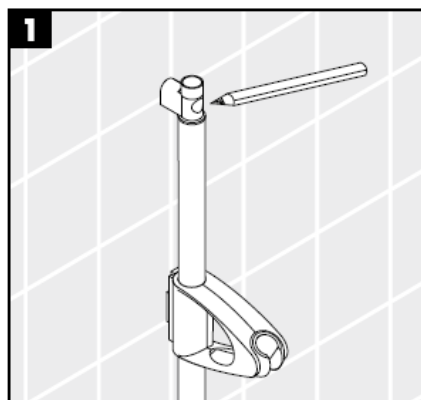
مسطرة المنتج رقم 27883000/27881000 مخصصة للتصدير فقط لذا فهي غير متوفرة في ألمانيا.

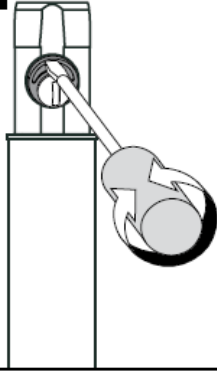


يجب الانتباه عند تركيب المنتج بواسطة فريق العمل المتخصص الى أن جميع مواضع التثبيت جاهزة للتثبيت دون عوائق (خالية من المفصلات أو الملصقات)، وأن الحائط جاهز لتركيب المنتج مع عدم احتوائه على أية أماكن ضعيفة. مبيئات المسامير (الفيشر) والمسامير نفسها مناسبة للحوائط الخرسانية فقط، ويجب الالتزام بتعليمات الجهة المصنعة لمبيئات المسامير عند التثبيت في أنواع أخرى من الحوائط.

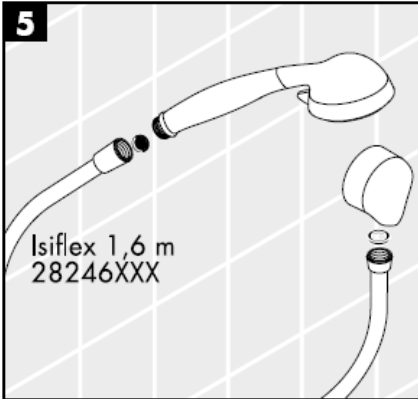
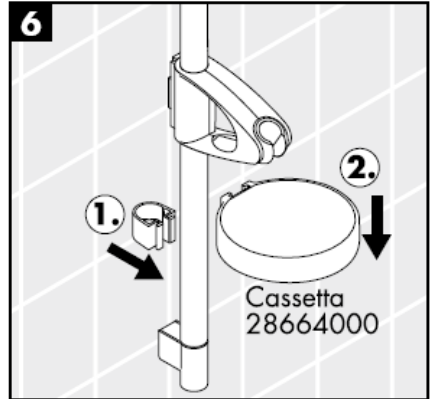
قم بضبط الأبعاد حسب شكل البلاط إذا لزم الأمر.



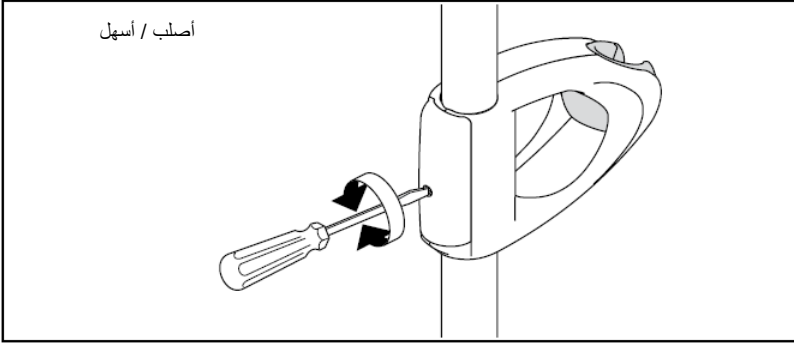


**4**

باستخدام الحلقة اللامركزية يمكن معادلة خلوص الثقب.

**5****6**

\* سيليكون (خالي من حمض الخليك!)

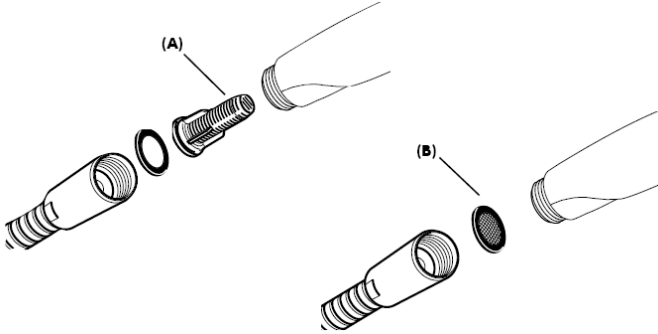


يمكن استخدام خلاطات هانزجروهه أحادية المقبض مع سخانات تدفق الماء ذات التحكم الهيدروليكي أو الحراري، مع ضغط تدفق لا يقل عن 1.5 بار.

### التركيب

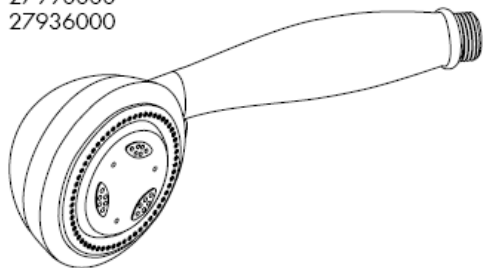
يجب إدخال المرشح (A) لحماية الدش اليدوي من الأوساخ التي تحملها شبكة المواسير. حيث تؤدي الأوساخ الواردة إلى حدوث أعطال أو / و قد تتسبب في تلف أجزاء من من الدش اليدوي، ومثل هذه الأعطال تلغي كافة المطالبات الخاصة بالمسؤولية أو الضمان.

يجب استخدام وليجة المرشح (A) لضمان الحصول على معدل التدفق القياسي وحماية الدش اليدوي من الأوساخ التي تحملها شبكة المواسير. هل تريد الحصول على معدل تدفق أعلى؟ إذن يجب أن تستخدم حشوية المرشح (B) بدلاً من وليجة المرشح (A). حيث تؤدي الأوساخ الواردة إلى حدوث أعطال أو / و قد تتسبب في تلف أجزاء من من الدش اليدوي، ومثل هذه الأعطال تلغي كافة المطالبات الخاصة بالمسؤولية أو الضمان.



**Mistral /Unica'D /Talis S Combi**  
27067000

**Mistral/Unica'D**  
27990000  
27936000



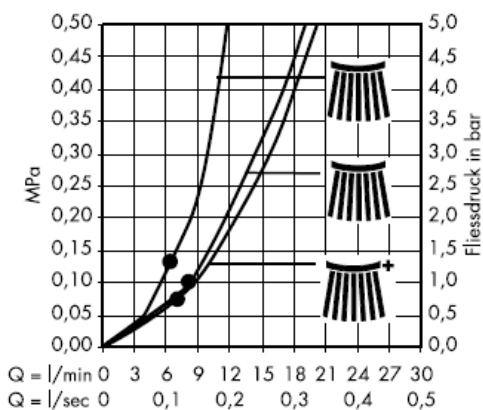
رشاش عادي



تيار التدليك



رشاش مرن



من • الوظيفة مضمونة.

### Mistral 3/Unica'D

27788000

27789000



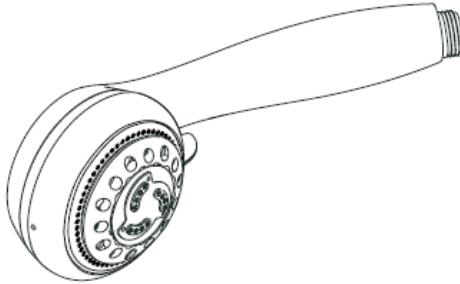
رشاش عادي



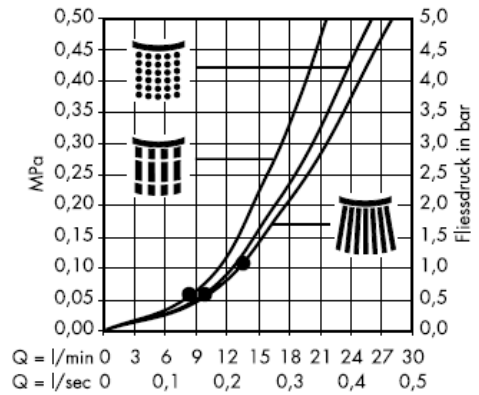
تيار التدايك



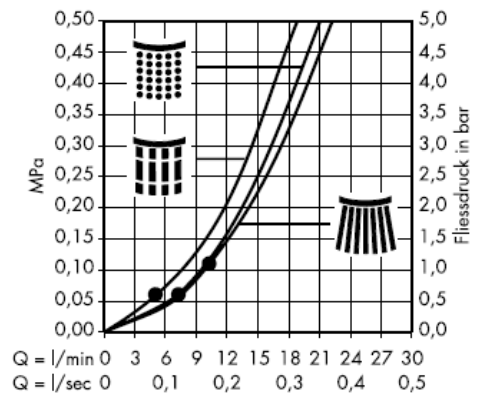
رشاش مرن



(A) بوليصة المرشح



(B) مع أجزاء المرشح



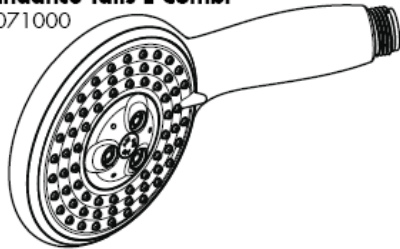
**Raindance E 100 Set**

27881000

27883000

**Raindance Talis E Combi**

27071000



Rain AIR

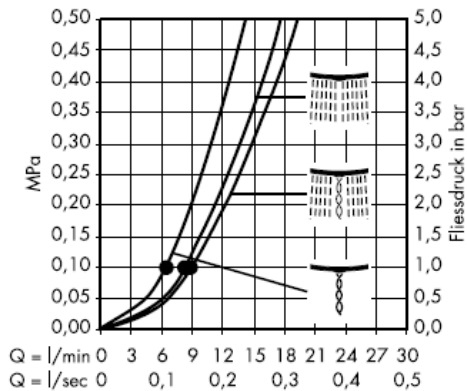


Balance AIR

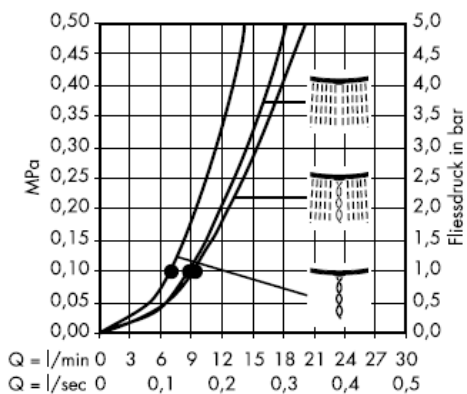


Whirl AIR

(A) بوليعة المرشح

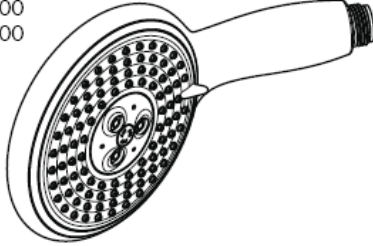


(B) مع أجزاء المرشح



**Raindance E 120 AIR 3jet**

27885000  
27887000



Rain AIR

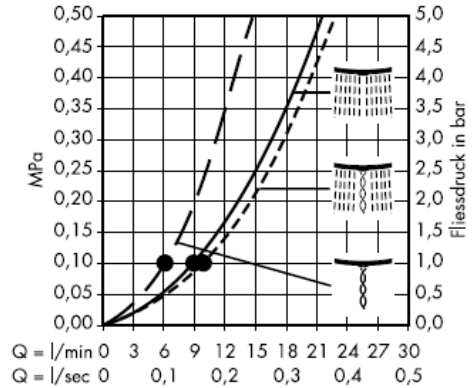


Balance AIR

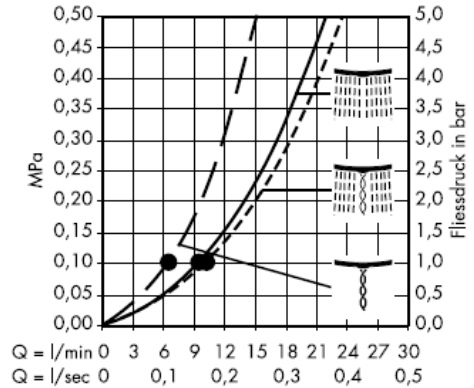


Whirl AIR

(A) بوليصة المرشح



(B) مع أجزاء المرشح



من • الوظيفة مضمونة.



المواصفات الفنية

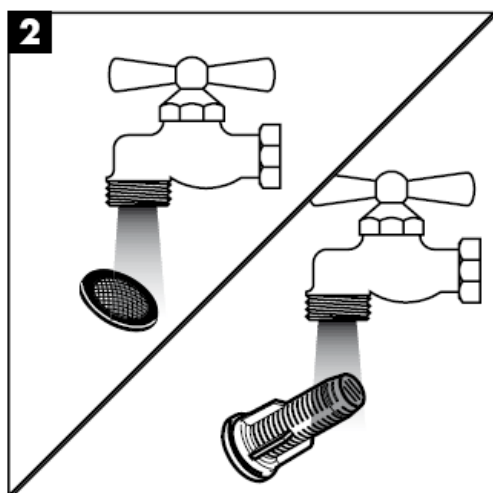
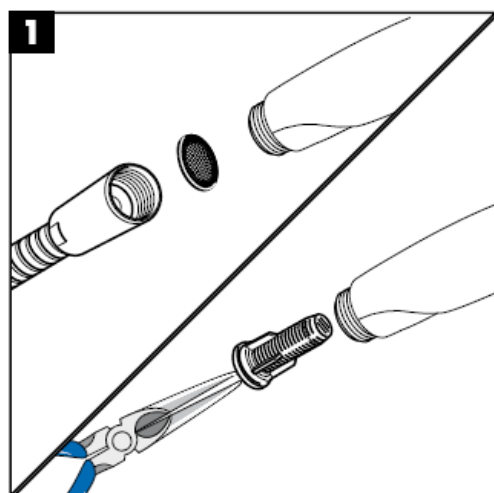
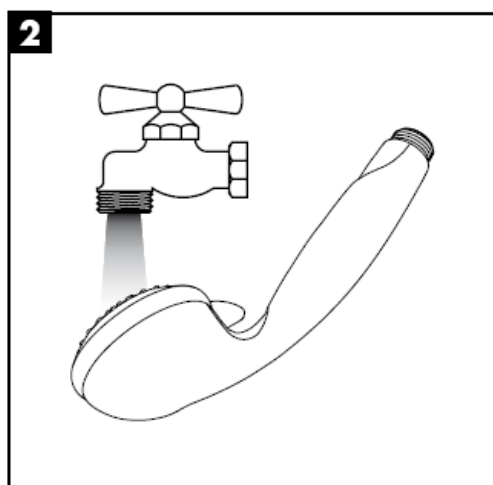
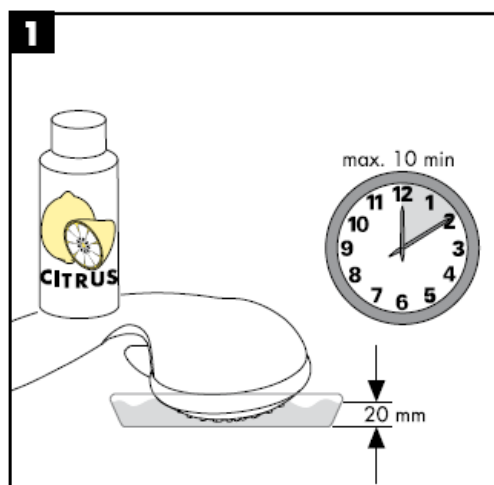
max. 0,6 MPa  
0,1 – 0,4 MPa

ضغط التشغيل:  
ضغط التشغيل الموصى به:  
( 10 بار = MPa = 147 PSI )  
درجة حرارة الماء الساخن:

max. 60° C

شهادة اختبار

	DVGW	P-IX	SVGW	ACS	NF	WRAS	KIWA
27067000							
27071000							
27788000				X			
27789000							
27881000							
27883000				X			
27885000							
27887000				X			
27930XXX				X			
27933XXX				X			
27934000							
27936000				X			
27938000							
27990000							



## التنظيف

إنه سهل التنظيف، حيث يسقط الجير بسهولة شديدة من الأجزاء الناتئة.



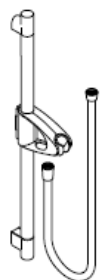
**hansgrohe**

Hansgrohe · Postfach 1145 · D-77761 Schiltach · Telefon +49 (0) 78 36/51-1282 · Telefax +49 (0) 7836/511440  
E-Mail: [info@hansgrohe.com](mailto:info@hansgrohe.com) · Internet: [www.hansgrohe.com](http://www.hansgrohe.com)

02/2009  
9.05719.01  
عربي



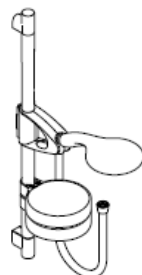
# Navodila za montažo



**Unica'D**  
27930XXX  
27933XXX



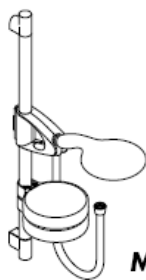
**Unica'D**  
27938000  
27934000



**Raindance  
E 100 Set**  
27881000  
27883000



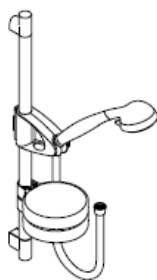
**Raindance  
Talis E Combi**  
27071000



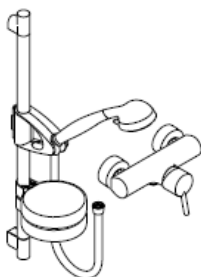
**Raindance  
E 120 Set**  
27885000  
27887000



**Mistral 3/Unica'D**  
27788000  
27789000



**Mistral/Unica'D**  
27990000  
27936000



**Mistral /Unica'D  
/Talis S Combi**  
27067000

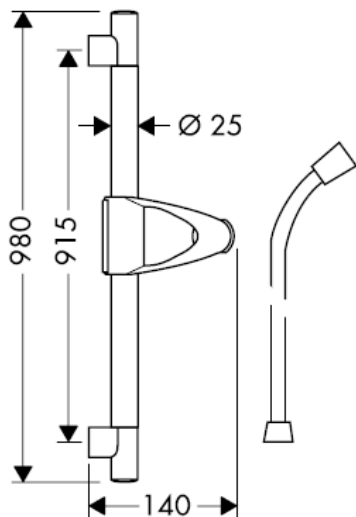
**hansgrohe**



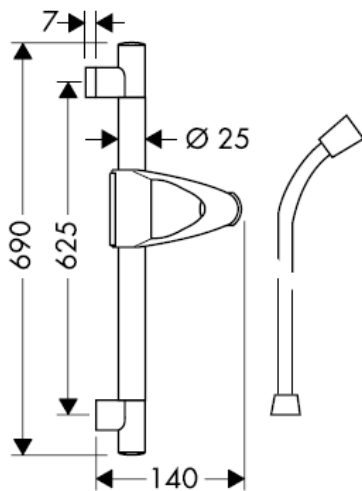
Optimalno delovanje je zagotovljeno le v povezavi z ročnimi prhami Hansgrohe in gibkimi cevmi za prho Hansgrohe.

Gibke cevi za prho so primerne le za povezavo prhe in armature. Naprave za zapiranje pretoka vode nikoli ne nameščajte med armaturo in cev.

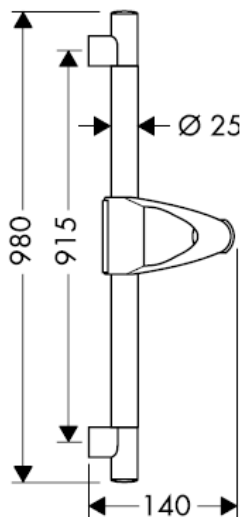
**Unica'D 27930XXX**



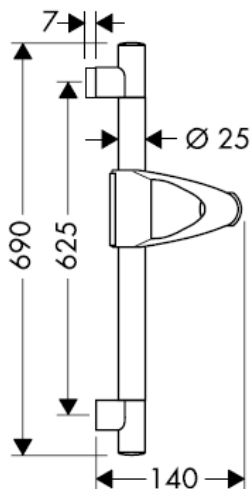
**Unica'D 27933XXX**



**Unica'D 27938000**

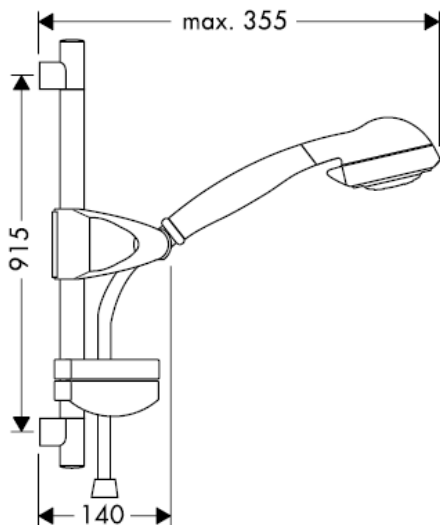


**Unica'D 27934000**

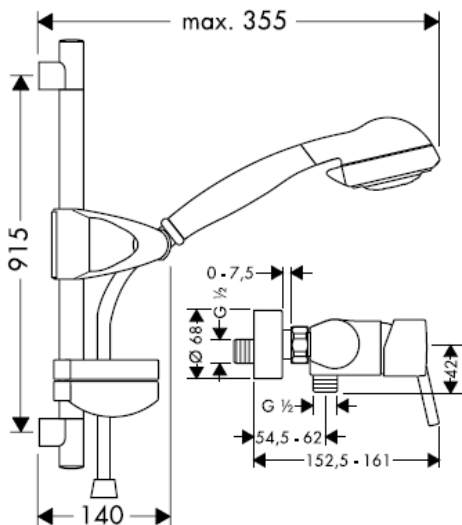


Nosilec prhe 27933XXX/27938000/27934000 je namenjen izključno za izvoz in zato v Nemčiji ni dobavljiv!

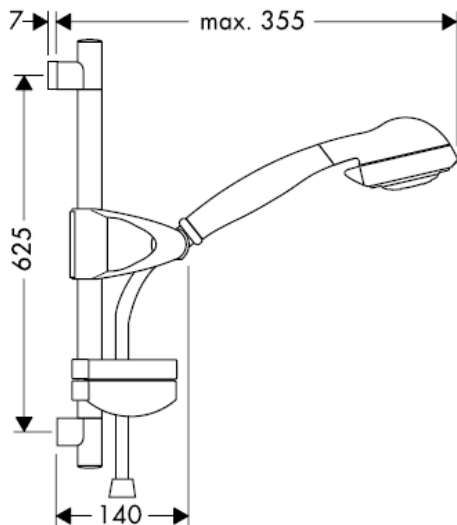
**Mistral/Unica'D 27990000**



**Mistral /Unica'D /Talis S Combi 27067000**



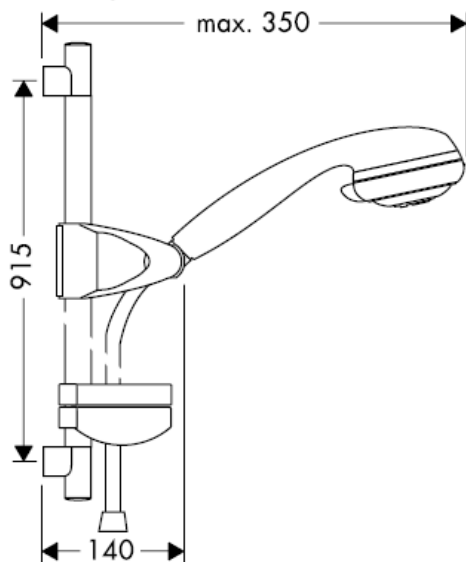
**Mistral/Unica'D 27936000**



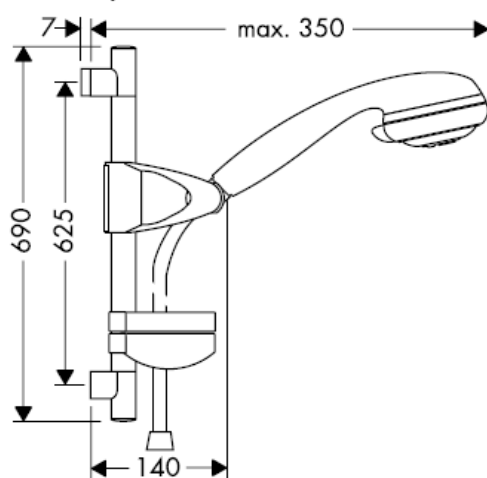
La barre de douche 27936000 étant exclusivement destinée à l'export, elle n'est pas livrée en Allemagne !



**Mistral 3/Unica'D 27789000**

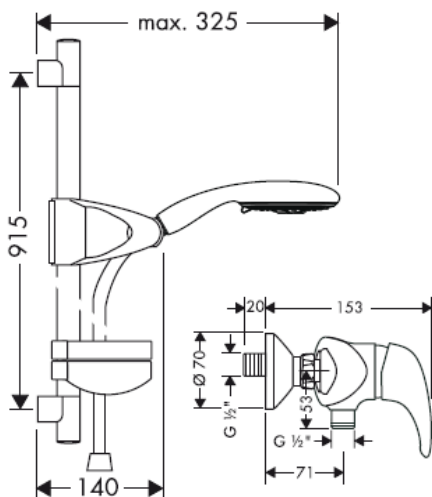


**Mistral 3/Unica'D 27788000**

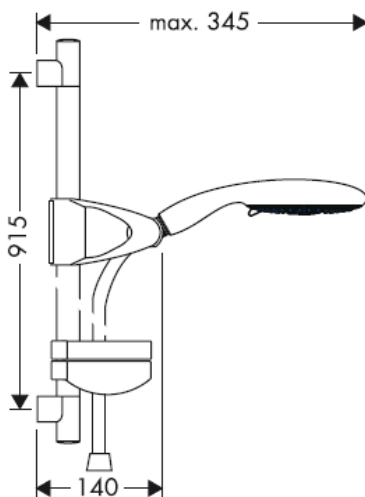


Nosilec prhe 27788000 je namenjen izključno za izvoz in zato v Nemčiji ni dobavljiv!

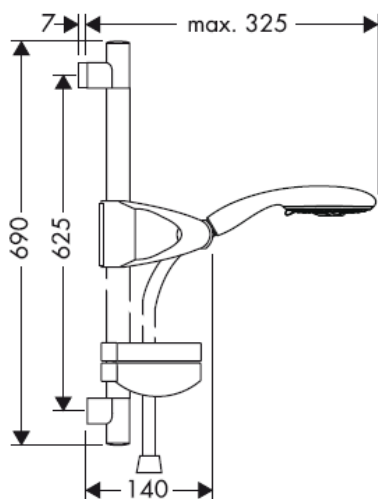
**Raindance E 100 Set 27881000**  
**Raindance Talis E Combi 27071000**



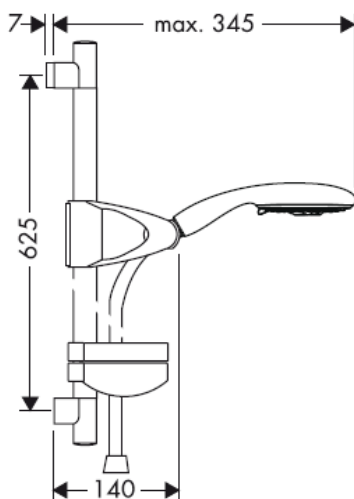
**Raindance E 120 Set 27885000**



**Raindance E 100 Set 27883000**



**Raindance E 120 Set 27887000**

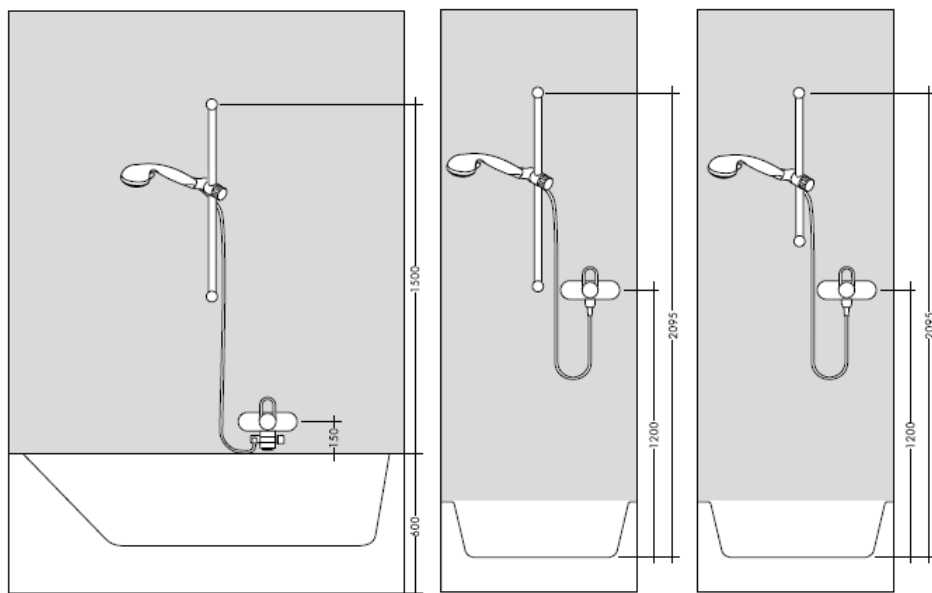


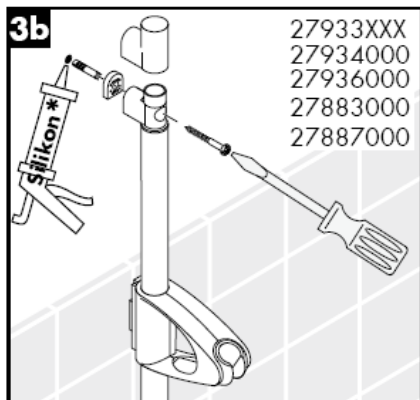
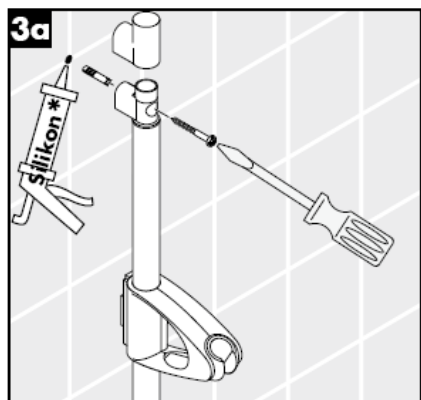
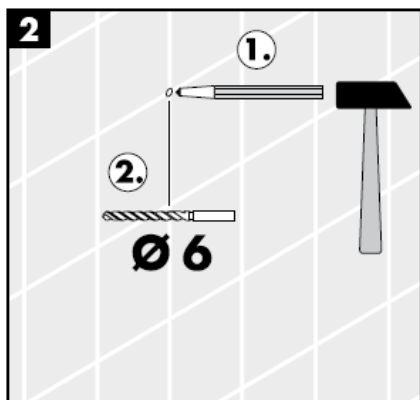
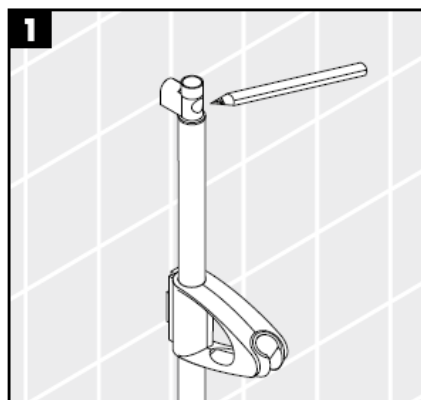

Nosilec prhe 27881000/27883000 je namenjen izključno za izvoz in zato v Nemčiji ni dobavljiv!

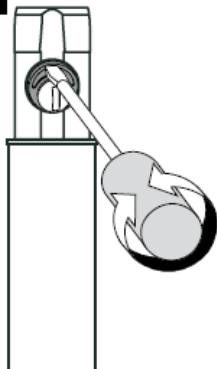
Kamorkoli bo pogodbenik namestil izdelek, mora poskrbeti, da je celotno območje stene na katero bo plošča nameščena ravno (brez štrlečih fug ali robov ploščic), ter da je struktura stene primerna za namestitev in je brez šibkih točk.

Priloženi vijaki in ležaji so primerni le za beton. Za ostale zidne konstrukcije je potrebno upoštevati proizvajalčeva navodila.

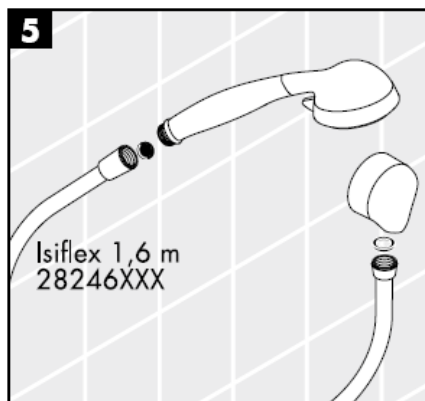
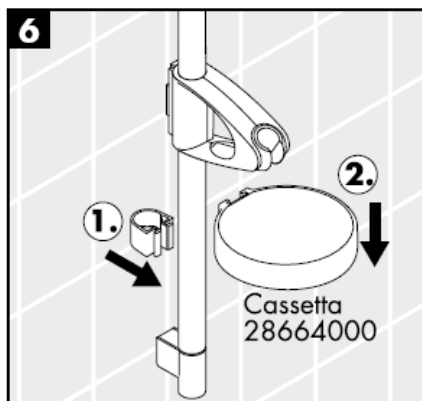
Mere kar najbolj prilagodite vzorcu ploščic.



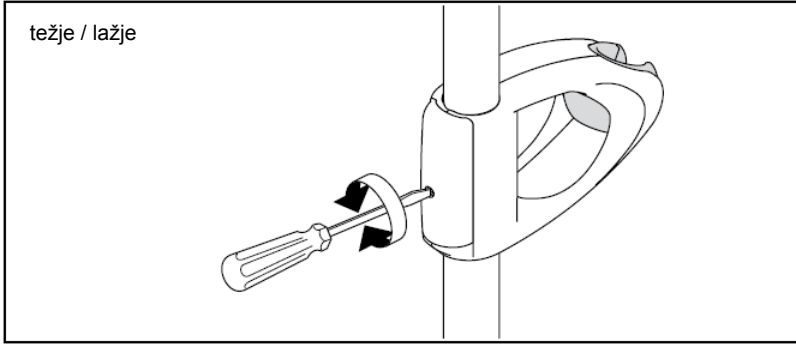


**4**

Z ekscentričnim vodilom lahko izravnate tolerance vrtnja.

**5****6**

\* Silikon (brez očetne kisline)

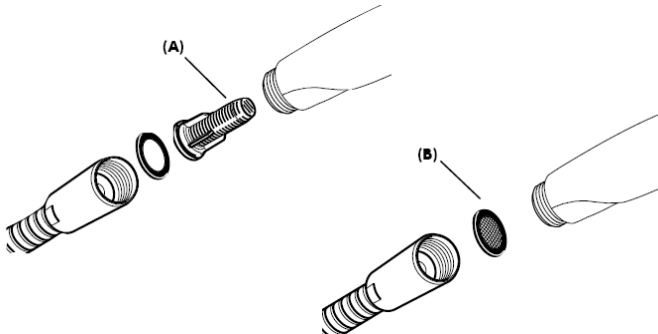


Enoročne mešalne baterije Hansgrohe lahko uporabljate v povezavi s hidravlično in termično uravnanimi pretočnimi grelniki, če je pretočni tlak najmanj 0,15 MPa.

### Montaža

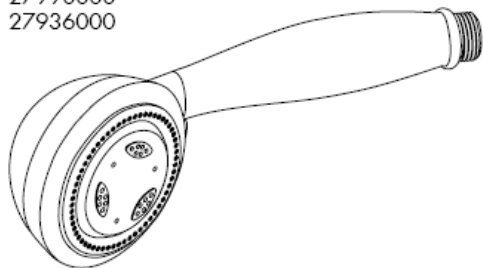
Filter (A), ki je priložen ročni prhi, je potrebno vgraditi, da prho zaščitimo pred umazanijo iz vodovodne napeljave. Umazanija lahko okvari ali poškoduje dele ročne prhe. Za tako nastalo škodo Hansgrohe ne odgovarja.

Priloženi filtrirni vložek (A) je potrebno vgraditi, da zagotovimo standardni pretok in zaščitimo ročno prho pred umazanijo iz vodovodne napeljave. Če želite večji pretok vode, je namesto filtrirnega vložka (A) potrebno vstaviti filtrirno mrežico (B). Umazanija lahko okvari ali poškoduje dele ročne prhe. Za tako nastalo škodo Hansgrohe ne odgovarja.



**Mistral /Unica'D /Talis S Combi**  
27067000

**Mistral/Unica'D**  
27990000  
27936000



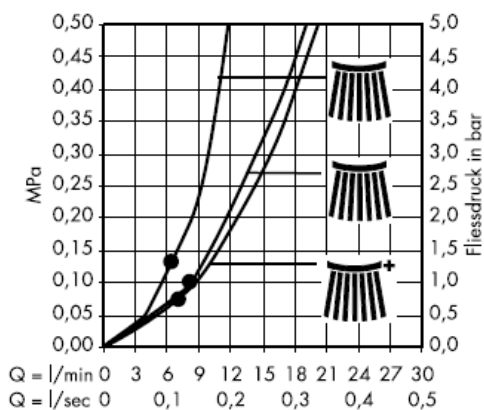
Normalen curek



Masažni curek



Mehki curek



Od • je delovanje zagotovljeno.

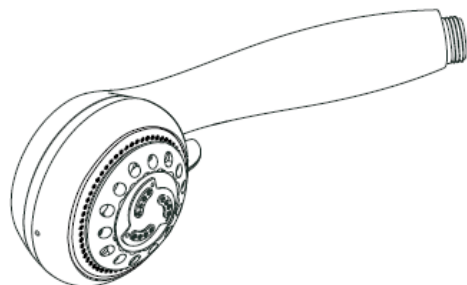
### Mistral 3/Unica'D

27788000

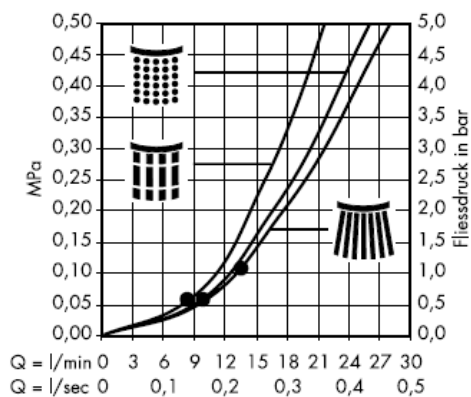
27789000



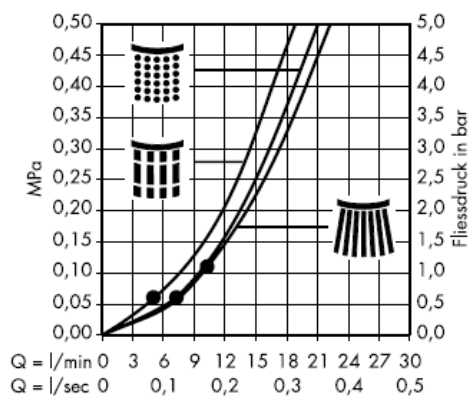
Normalen curek    Masažni curek    Mehki curek



S filtrirnim vložkom (A)



S filtrirno mrežico (B)





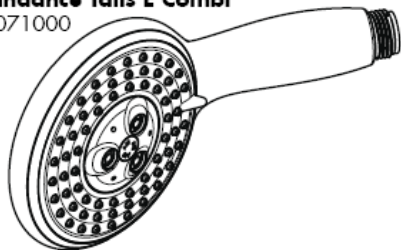
## Raindance E 100 Set

27881000

27883000

## Raindance Talis E Combi

27071000



S filtrirnim vložkom(A)



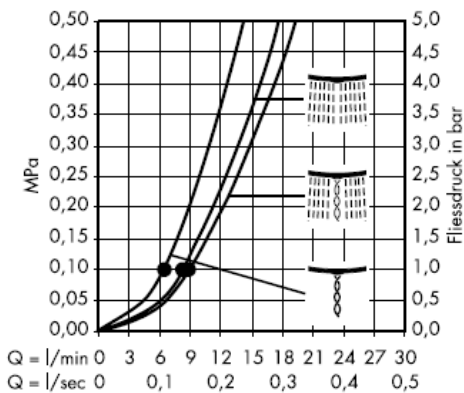
Rain AIR



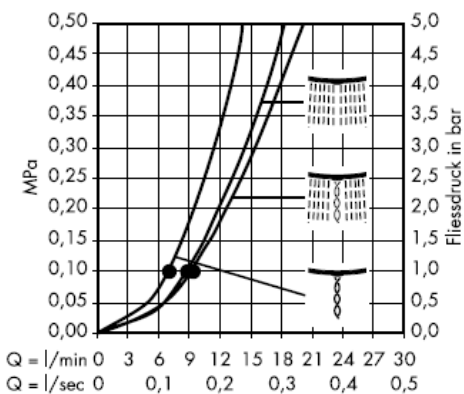
Balance AIR



Whirl AIR



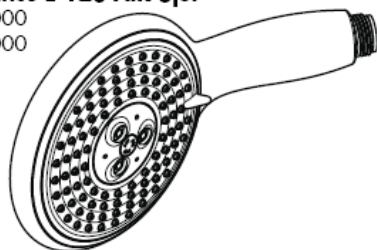
S filtrirno mrežico (B)



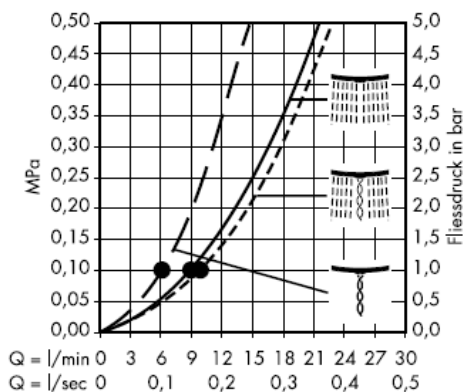
## Raindance E 120 AIR 3jet

27885000

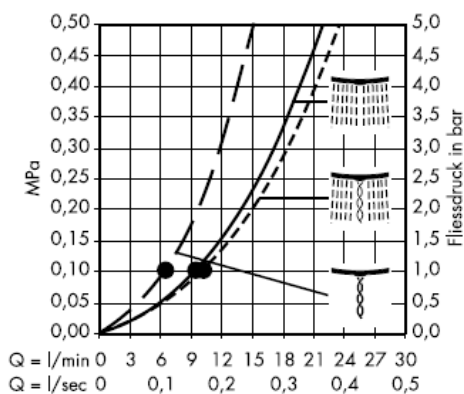
27887000



S filtrirnim vložkom(A)



S filtrirno mrežico (B)



Od • je delovanje zagotovljeno.

---

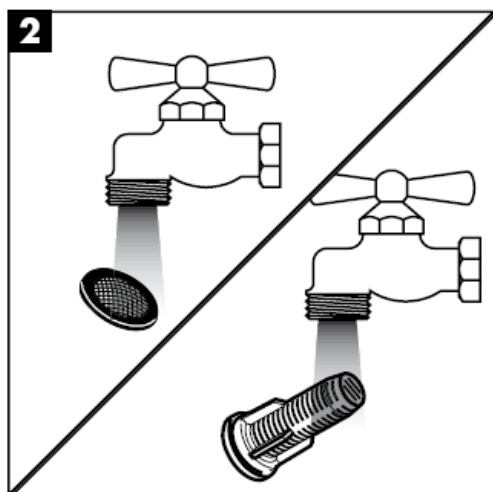
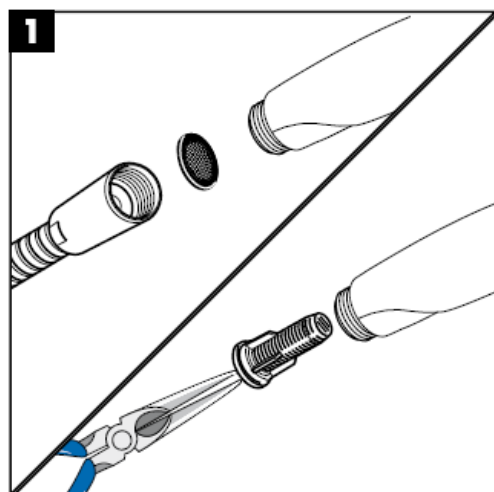
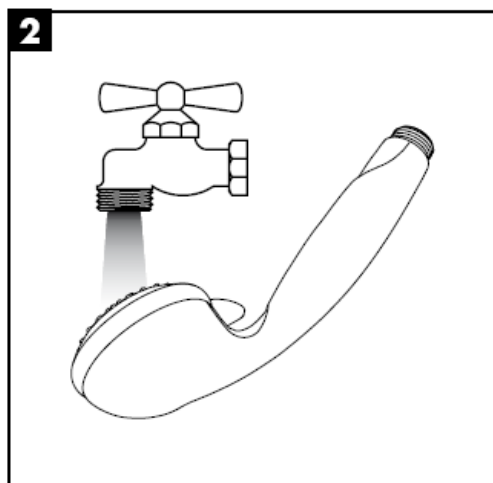
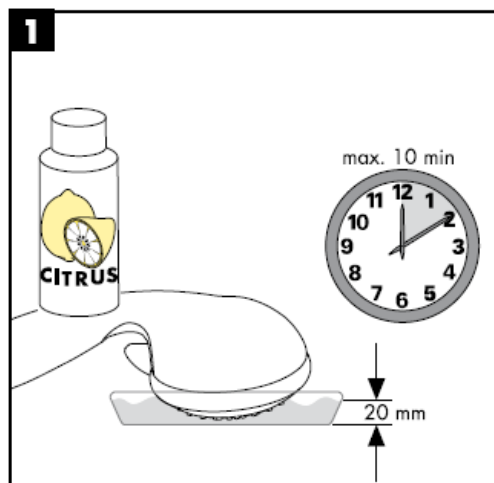
### Tehnični podatki

Delovni tlak: max. 0,6 MPa  
Priporočeni delovni tlak: 0,1 – 0,4 MPa  
(1 MPa = 10 bar = 147 PSI)  
Temperatura tople vode: max. 60° C

### Preskusni znak

	DVGW	P-IX	SVGW	ACS	NF	WRAS	KIWA
27067000							
27071000							
27788000				X			
27789000							
27881000							
27883000				X			
27885000							
27887000				X			
27930XXX				X			
27933XXX				X			
27934000							
27936000				X			
27938000							
27990000							

Navodila za nego



## Čiščenje

Preprosto čisto: apnenec se z lahkoto podrgne z vozličkov.



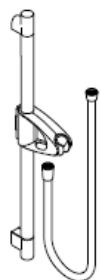
**hansgrohe**

Hansgrohe · Postfach 1145 · D-77761 Schiltach · Telefon +49 (0) 78 36/51-1282 · Telefax +49 (0) 7836/511440  
E-Mail: [info@hansgrohe.com](mailto:info@hansgrohe.com) · Internet: [www.hansgrohe.com](http://www.hansgrohe.com)

02/2009  
9.05719.01  
Slovenski



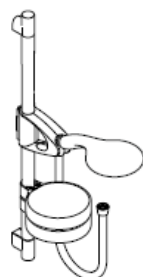
# Paigaldusjuhend



**Unica'D**  
27930XXX  
27933XXX



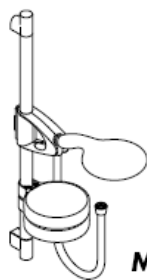
**Unica'D**  
27938000  
27934000



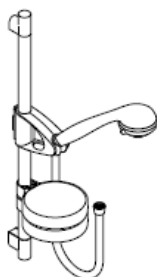
**Raindance  
E 100 Set**  
27881000  
27883000



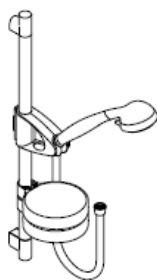
**Raindance  
Talis E Combi**  
27071000



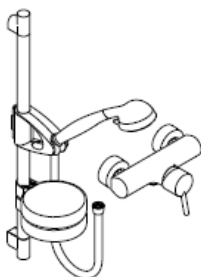
**Raindance  
E 120 Set**  
27885000  
27887000



**Mistral 3/Unica'D**  
27788000  
27789000



**Mistral/Unica'D**  
27990000  
27936000



**Mistral /Unica'D  
/Talis S Combi**  
27067000

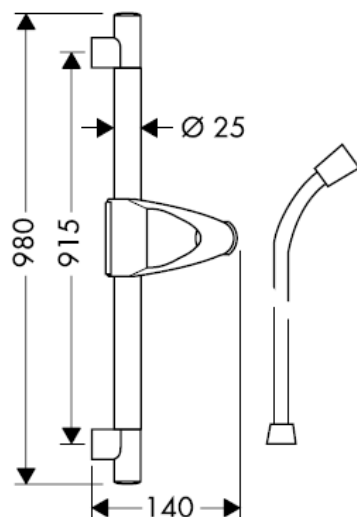
**hangrohe**



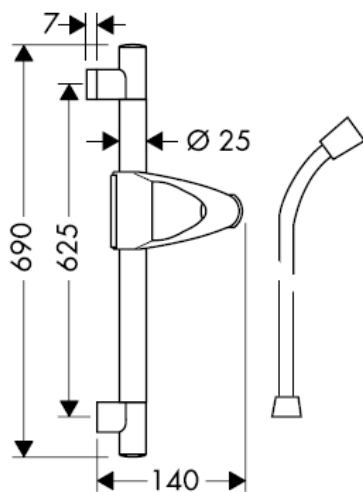
Optimaalne funktsioneerimine on garanteeritud ainult koos Hansgrohe käsiduššide ja Hansgrohe dušivoolikutega. Dušivoolikud sobivad üksnes duši ühendamiseks segistitega. Mingil juhul ei tohi vooliku ja segisti vahele asetada sulgurit.



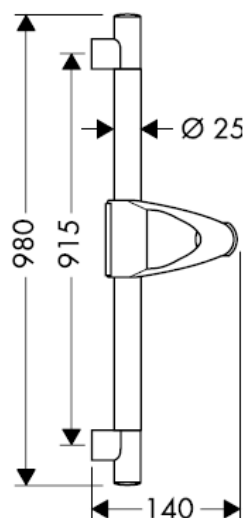
**Unica'D 27930XXX**



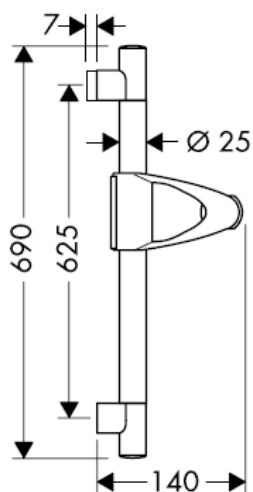
**Unica'D 27933XXX**



**Unica'D 27938000**

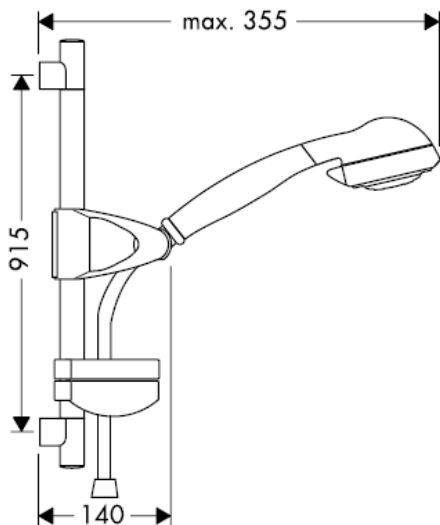


**Unica'D 27934000**

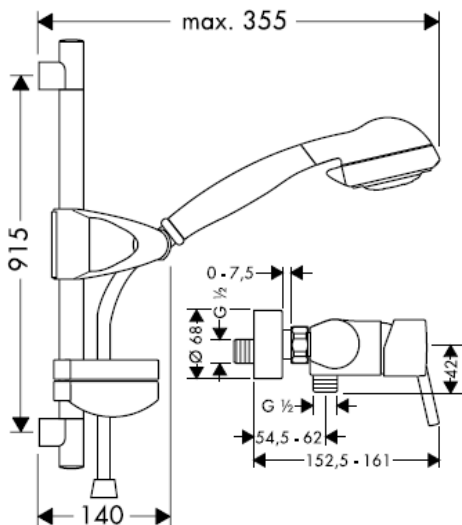


Dušilift 27933XXX/27938000/27934000 on ainult ekspordiks ja seepärast pole seda Saksamaal saada!

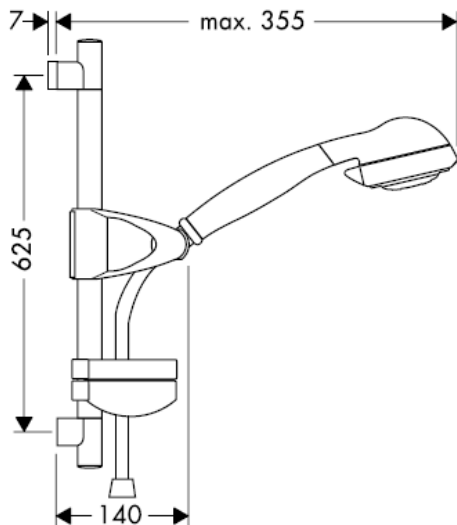
**Mistral/Unica'D 27990000**



**Mistral /Unica'D /Talis S Combi 27067000**

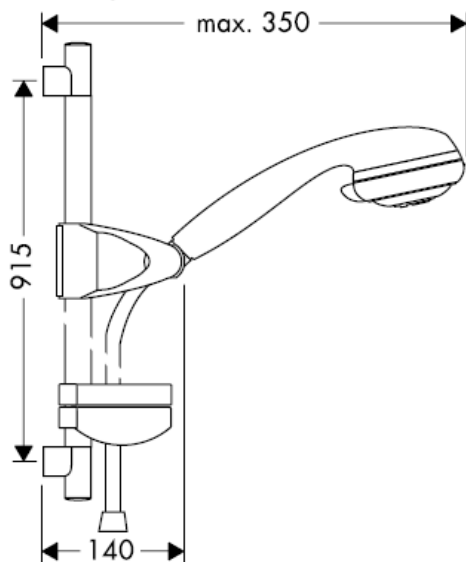


**Mistral/Unica'D 27936000**

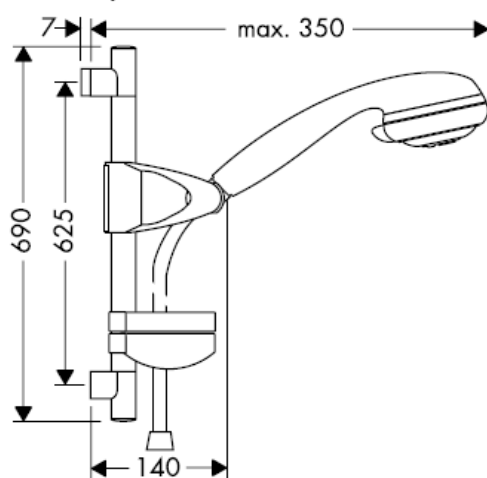


Dušilift 27936000 on ainult ekspordiks ja seepärast pole seda Saksamaal saada!

**Mistral 3/Unica'D 27789000**

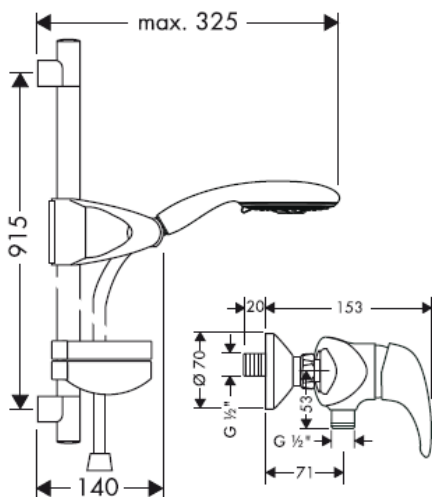


**Mistral 3/Unica'D 27788000**

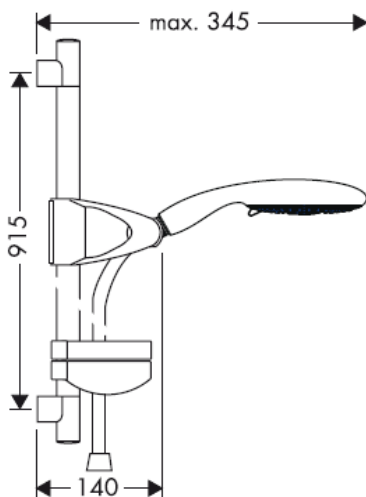


Dušilift 27788000 on ainult ekspordiks ja seepärast pole seda Saksamaal saada!

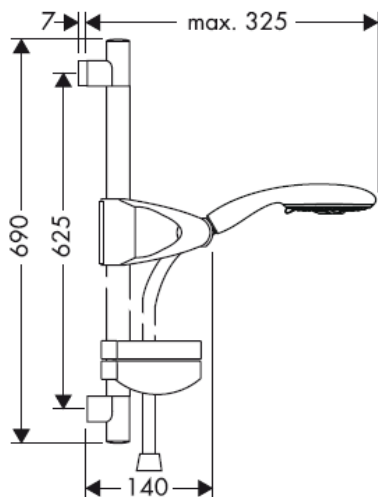
**Raindance E 100 Set 27881000**  
**Raindance Talis E Combi 27071000**



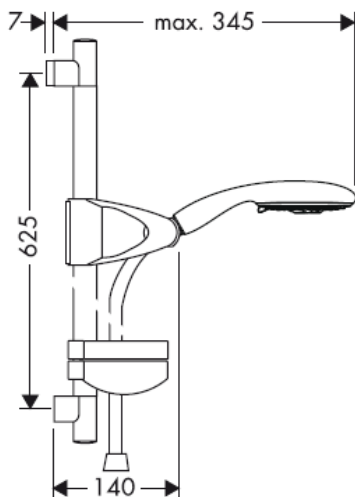
**Raindance E 120 Set 27885000**



**Raindance E 100 Set 27883000**



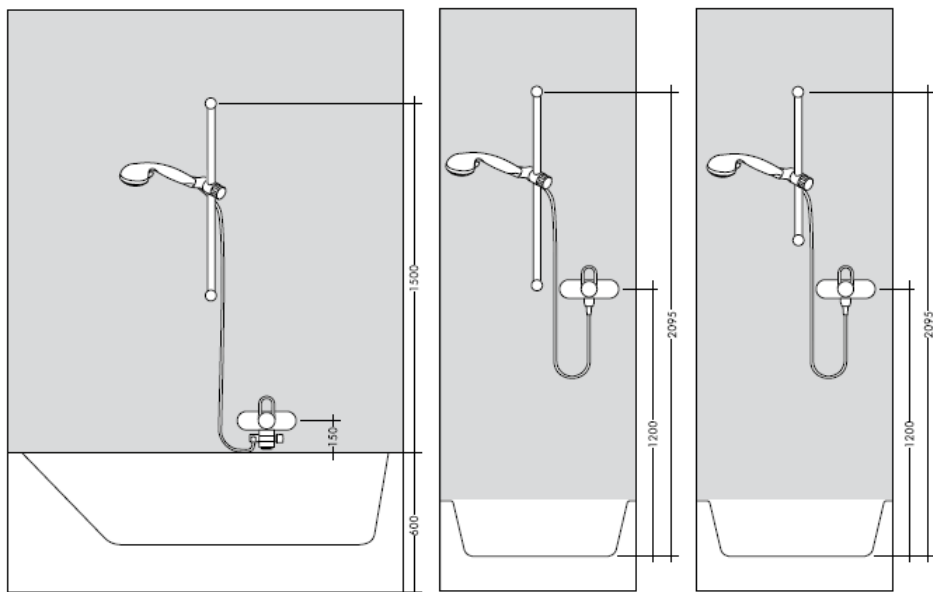
**Raindance E 120 Set 27887000**

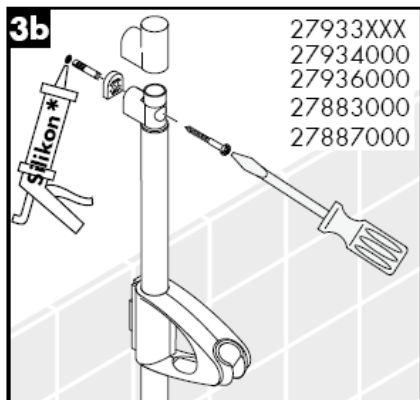
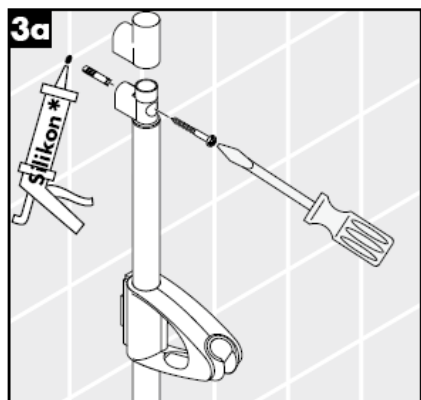
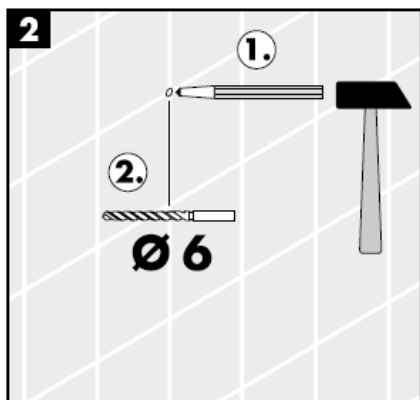
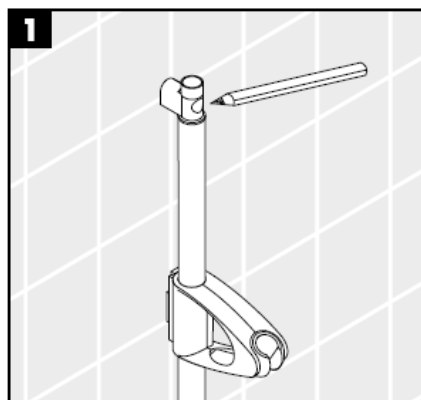


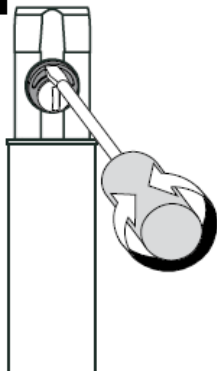
Dušilift 27881000/27883000 on ainult ekspordiks ja seepärast pole seda Saksamaal saada!

Toote paigaldamisel peab töövõtja tagama, et kogu seinapind, kuhu paigaldusplaat kinnitatakse, on lame (ükski vuuk ega keraamiline plaat ei ulatu esile), ning et seina konstruktsioon on toote paigaldamiseks sobiv ja sellel puuduvad nõrgad kohad. Kaasasolevad kruvid ja tüüblid sobivad üksnes betoonile. Muude seinakonstruktsioonide puhul tuleb arvesse võtta tüüblitootja esitatud tooteandmeid.

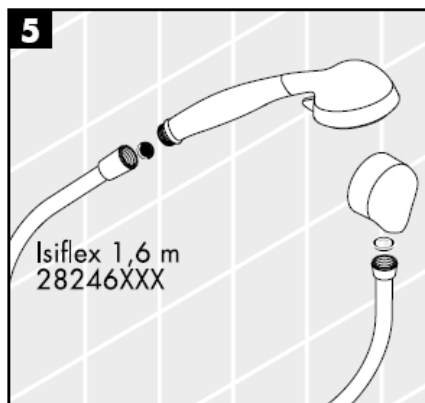
Mõõtude puhul arvestage võimalusel plaatide asetusega.



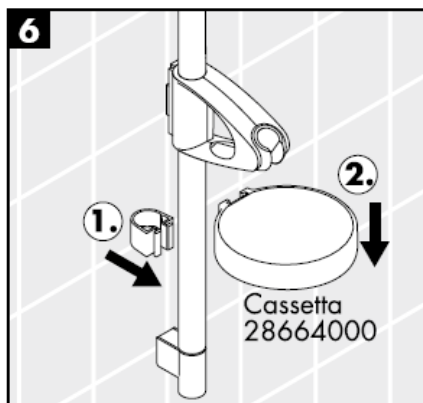


**4**

Ekstsentrilise vaheseibiga saab puurimisel tekkinud erinevusi tasakaalustada.

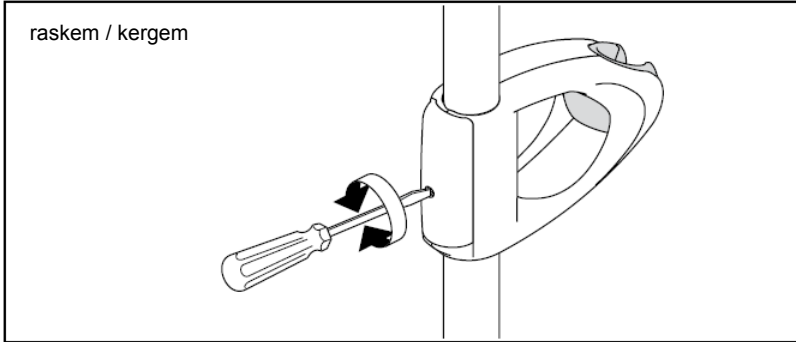
**5**

Isiflex 1,6 m  
28246XXX

**6**

Cassetta  
28664000

\* Silikoon (äädikhappeta!)

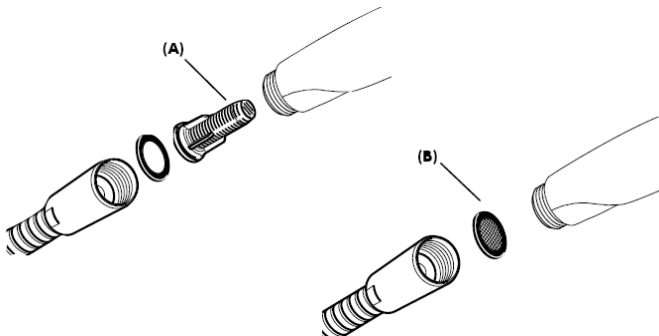


Hansgrohe ühekäe segisteid võib kasutada koos hüdrauliliselt ja termiliselt juhitavate boileritega, kui vee rõhk on vähemalt 0,15 MPa.

### Paigaldamine

Kaitsmaks käsiduši torust tuleva mustuse eest, on vaja paigaldada käsidušiga kaasapandud mustusesõel A. Sissetulev mustus võib funktsioneerimist kahjustada ja/või rikkuda käsiduši osi. Sellest tulenevate kahjude eest Hansgrohe ei vastuta.

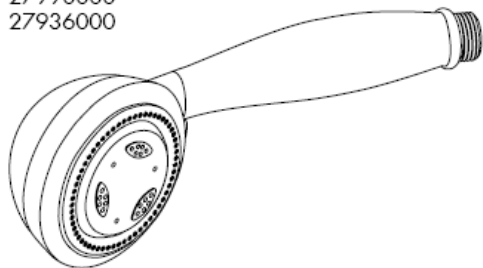
Käsiduši standardse läbivoolu puhul peab veevärgist tuleva mustuse vastu paigaldama kaasasoleva filtri A. Kui soovite suuremat läbivoolu, peab selle asemel kasutama filtrit B. Filtri A või B mittepaigaldamisel käsiduši võib sissetulev mustus funktsioneerimist kahjustada ja/või rikkuda käsiduši detaile. Sellest tulenevate kahjude eest Hansgrohe ei vastuta.





**Mistral /Unica'D /Talis S Combi**  
27067000

**Mistral/Unica'D**  
27990000  
27936000



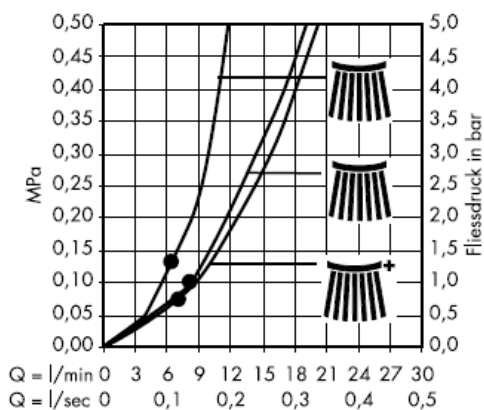
tavajuga



Massaažipihusti



Pehme juga



Alates • on funktsioneerimine garanteeritud

### Mistral 3/Unica'D

27788000

27789000



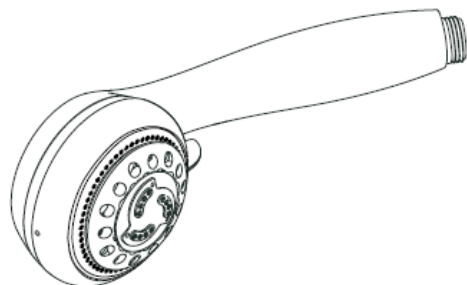
tavajuga



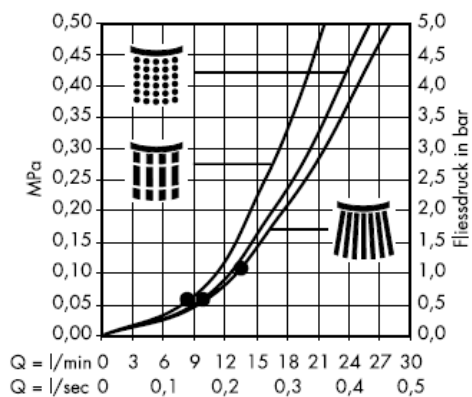
Massaažipihusti



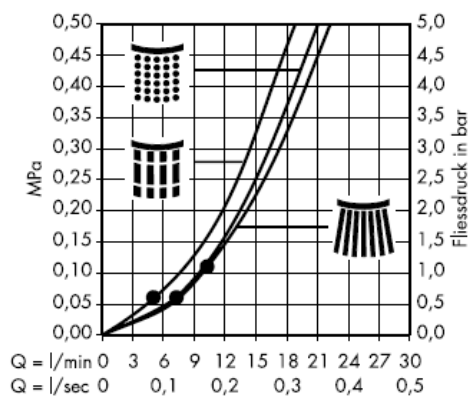
Pehme juga



Filtriga (A)



Sõeltihendiga B



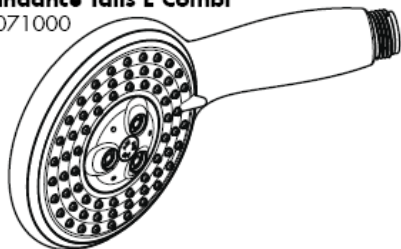
### Raindance E 100 Set

27881000

27883000

### Raindance Talis E Combi

27071000



Rain AIR

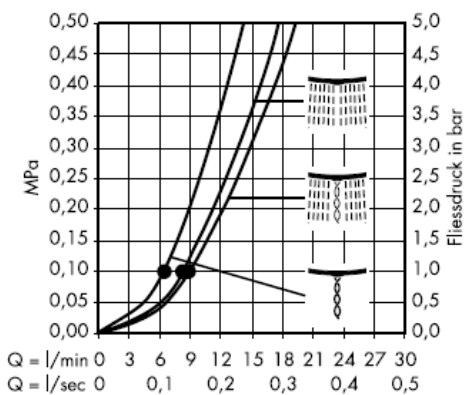


Balance AIR

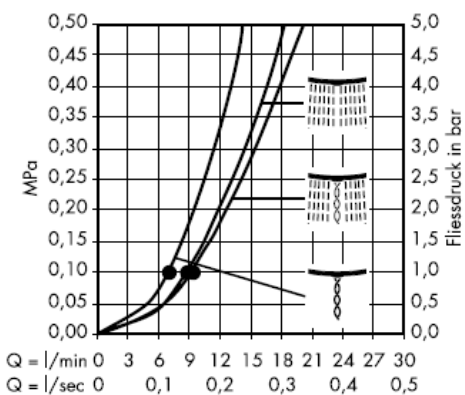


Whirl AIR

Filtriga(A)



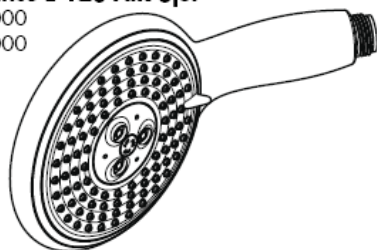
Söeltihendiga B



## Raindance E 120 AIR 3jet

27885000

27887000



Filtriga(A)



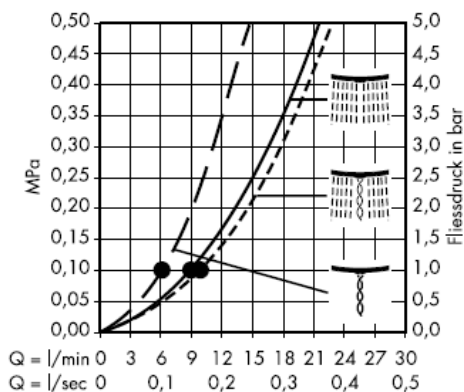
Rain AIR



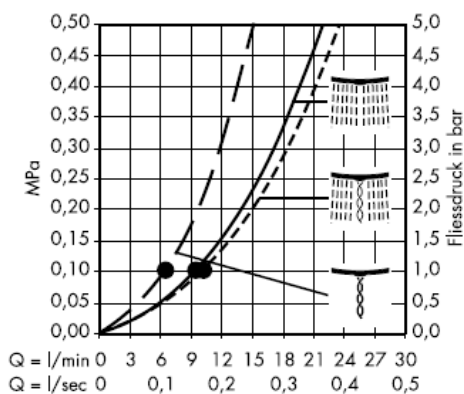
Balance AIR



Whirl AIR



Sõeltihendiga B



Alates • on funktsioneerimine garanteeritud

---

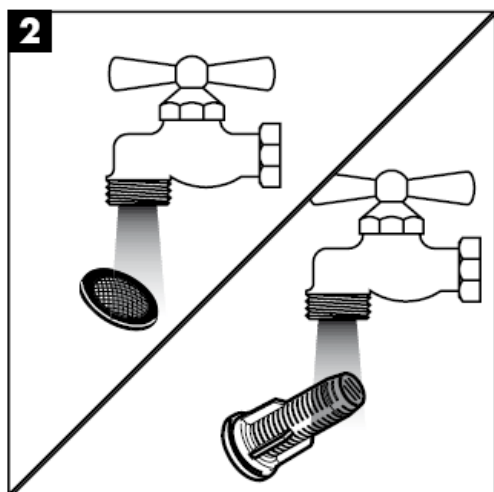
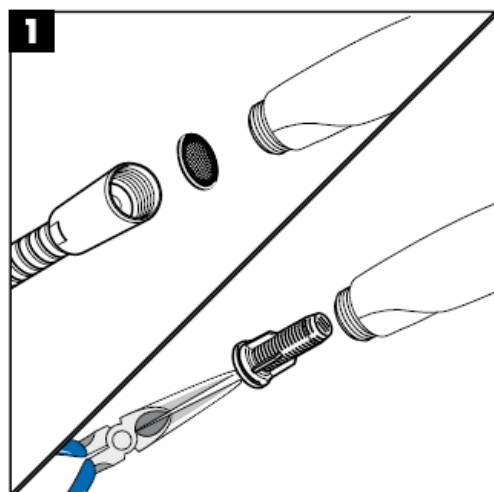
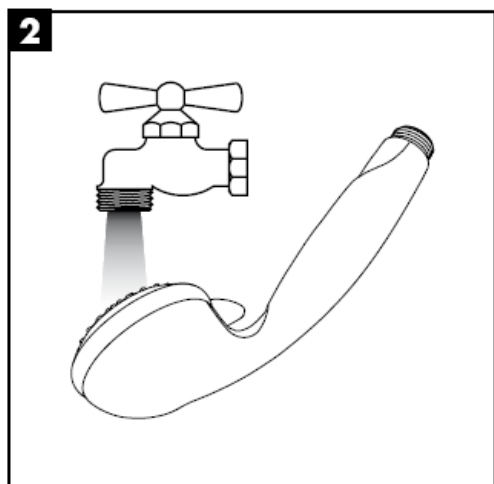
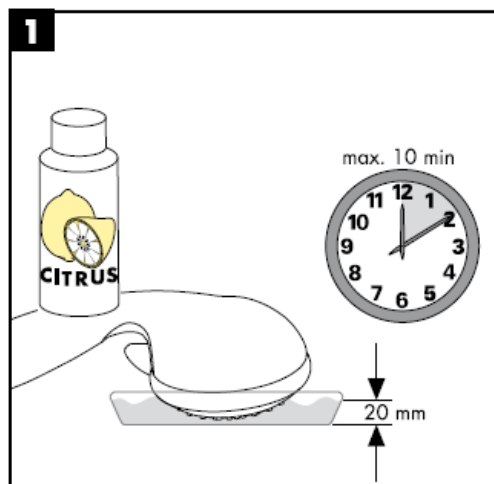
## Tehnilised andmed

Töörõhk max. 0,6 MPa  
Soovitatav töörõhk: 0,1 – 0,4 MPa  
(1 MPa = 10 baari = 147 PSI)  
Kuuma vee temperatuur: max. 60° C

## Kontrollsertifikaat

	DVGW	P-IX	SVGW	ACS	NF	WRAS	KIWA
27067000							
27071000							
27788000				X			
27789000							
27881000							
27883000				X			
27885000							
27887000				X			
27930XXX				X			
27933XXX				X			
27934000							
27936000				X			
27938000							
27990000							

Hoodusjuhend



## Puhastamine

---

Lihtsalt puhas: lupja saab nuppu del lihtsalt maha hõõruda.



**hansgrohe**

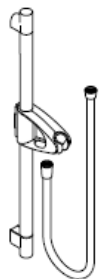
Hansgrohe · Postfach 1145 · D-77761 Schiltach · Telefon +49 (0) 78 36/51-1282 · Telefax +49 (0) 7836/511440  
E-Mail: [info@hansgrohe.com](mailto:info@hansgrohe.com) · Internet: [www.hansgrohe.com](http://www.hansgrohe.com)

02/2009  
9.05719.01  
Estonia





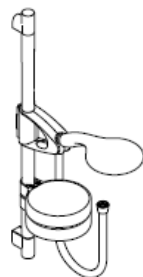
# Montāžas instrukcija



**Unica'D**  
27930XXX  
27933XXX



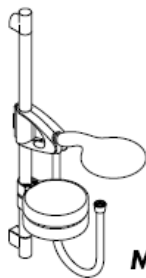
**Unica'D**  
27938000  
27934000



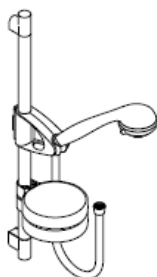
**Raindance**  
**E 100 Set**  
27881000  
27883000



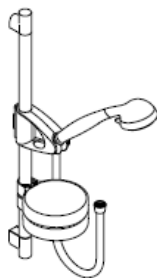
**Raindance**  
**Talis E Combi**  
27071000



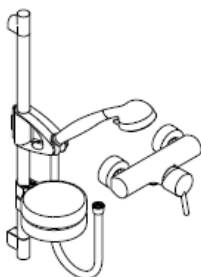
**Raindance**  
**E 120 Set**  
27885000  
27887000



**Mistral 3/Unica'D**  
27788000  
27789000



**Mistral/Unica'D**  
27990000  
27936000



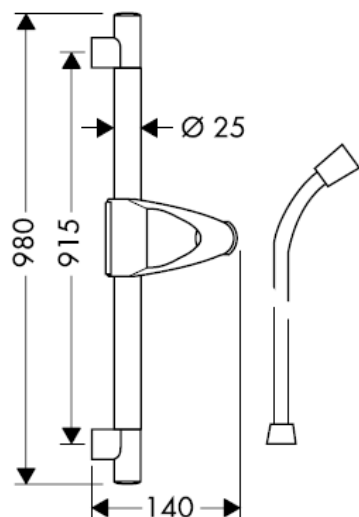
**Mistral /Unica'D**  
**/Talis S Combi**  
27067000

**hangrohe**

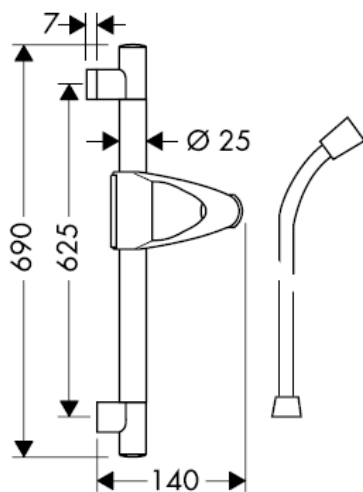


Optimāla funkcija tiek garantēta tikai kombinācijā ar Hansgrohe rokas dušām un Hansgrohe dušas šļūtenēm.  
Dušas šļūtenes ir piemērotas tikai dušas pieslēgšanai pie jaucējkrāna. Nepieļaujama ir noslēgarmatūras pievienošana aiz šļūtenes plūsmas virziena!

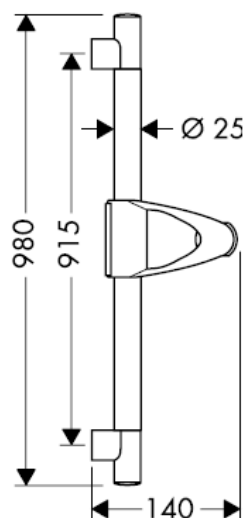
**Unica'D 27930XXX**



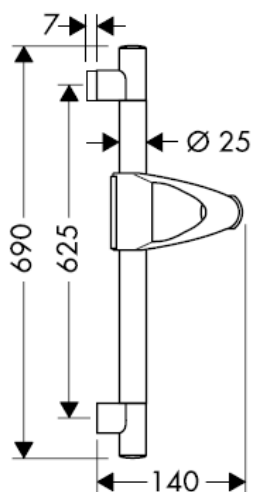
**Unica'D 27933XXX**



**Unica'D 27938000**

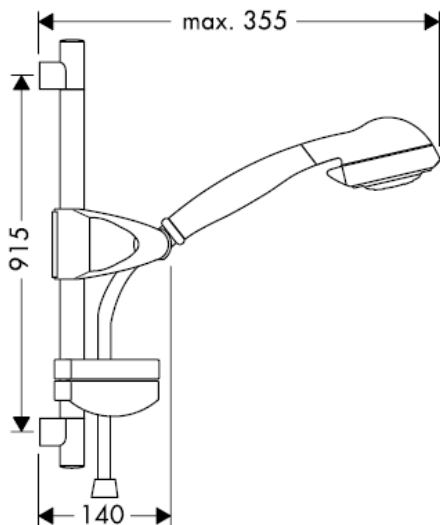


**Unica'D 27934000**

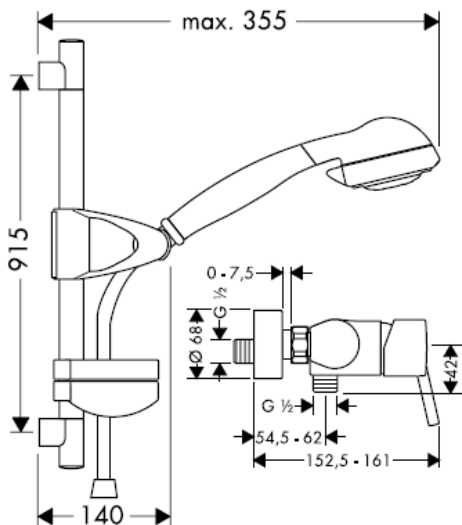


Dušas stienis 27933XXX/27938000/27934000 ir paredzēts tikai eksportam un tāpēc Vācijā nav iegādājams!

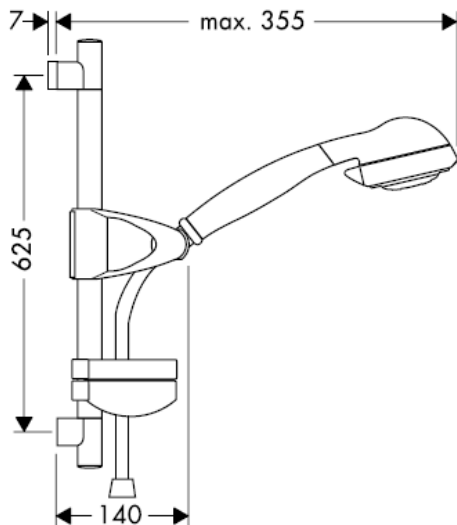
**Mistral/Unica'D 27990000**



**Mistral /Unica'D /Talis S Combi 27067000**

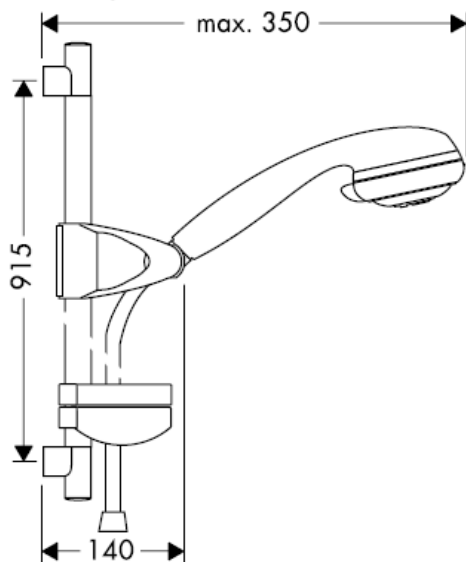


**Mistral/Unica'D 27936000**

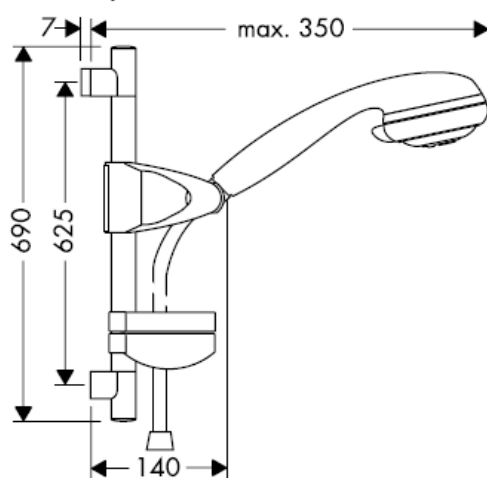


Dušanas stienis 27936000 ir paredzēts tikai eksportam un tāpēc Vācijā nav iegādājams!

**Mistral 3/Unica'D 27789000**

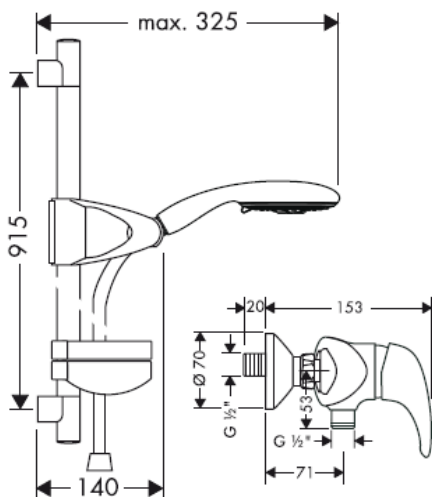


**Mistral 3/Unica'D 27788000**

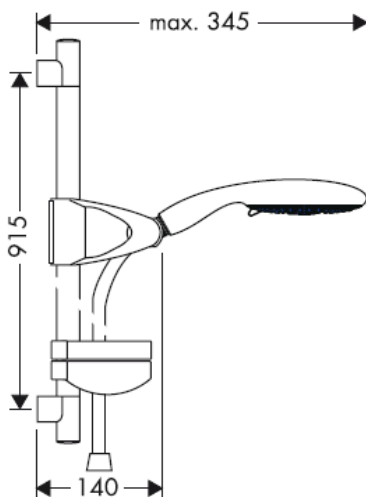


Dušas stienis 27788000 ir paredzēts tikai eksportam un tāpēc Vācijā nav iegādājams!

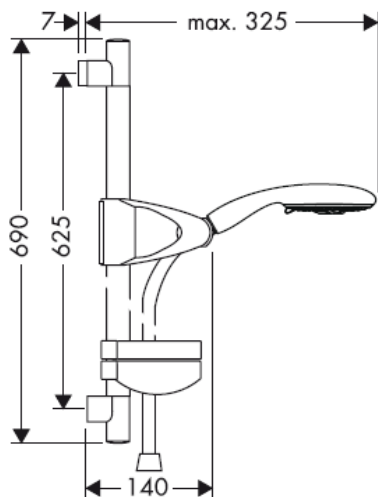
**Raindance E 100 Set 27881000**  
**Raindance Talis E Combi 27071000**



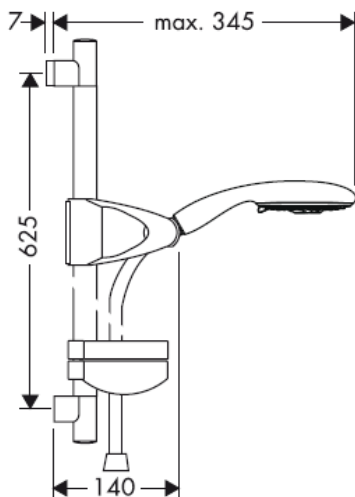
**Raindance E 120 Set 27885000**



**Raindance E 100 Set 27883000**



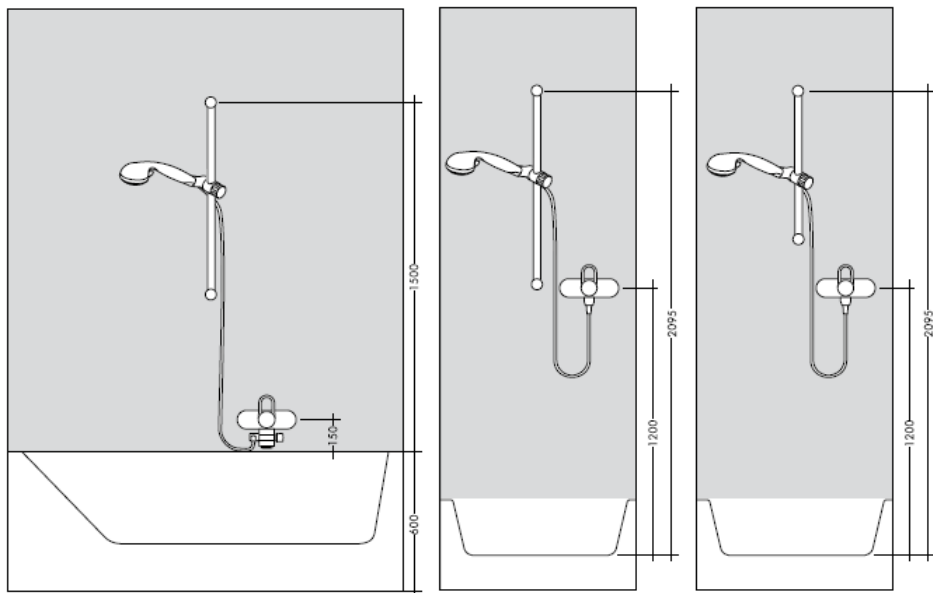
**Raindance E 120 Set 27887000**

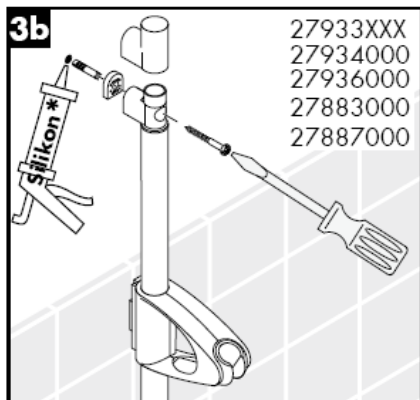
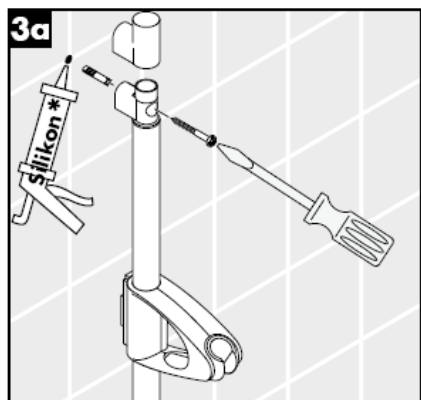
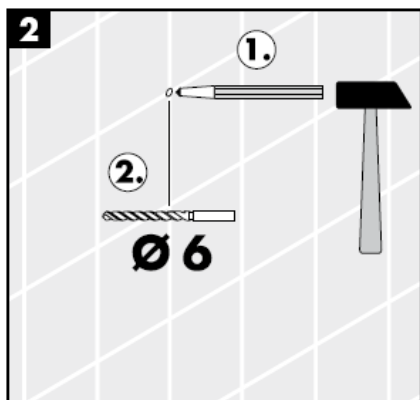
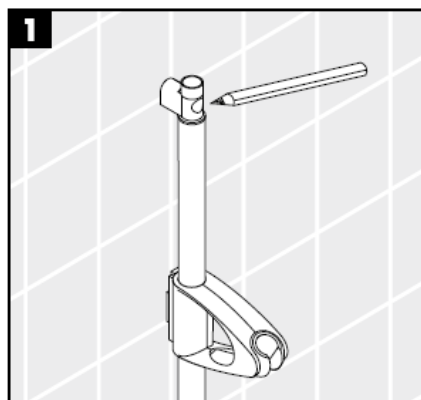


Dušanas stienis 27881000/27883000 ir paredzēts tikai eksportam un tāpēc Vācijā nav iegādājams!

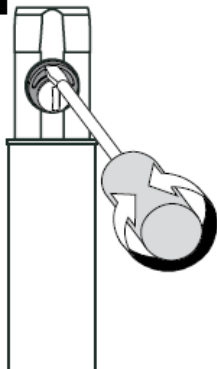
Ja izstrādājuma montāžu veic kvalificēti speciālisti, jāseko, lai nostiprināšanas virsma visā nostiprināšanas zonā būtu gluda (šuves un flīzes nav izvirzītas uz āru), lai sienas konstrukcija būtu piemērota izstrādājuma montāžai un būtu pietiekami izturīga. Komplektā esošās skrūves un dībeļi ir paredzēti tikai šī izstrādājuma nostiprināšanai. Ja sienas konstrukcija ir citāda, jāievēro dībeļu ražotāja norādījumi.

Izmērus pēc iespējas pielīdzināt flīžu rakstam.

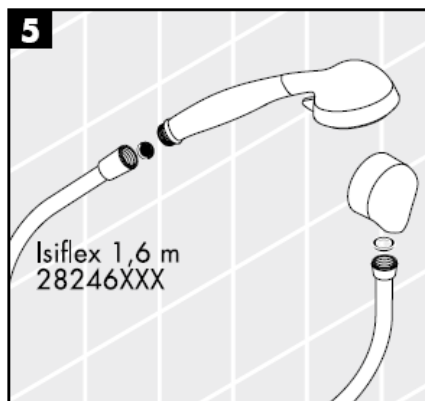
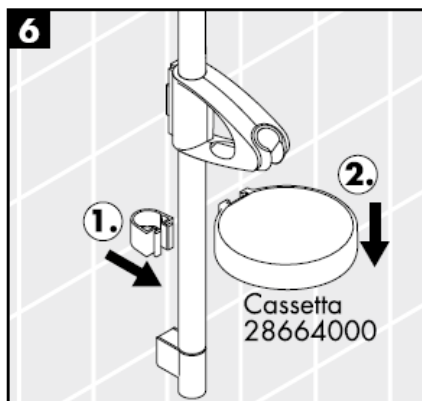




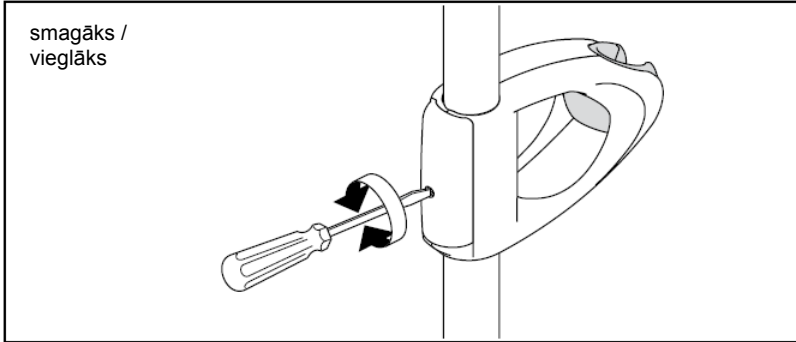


**4**

Ar ekscentra bukses palīdzību var izlīdzināt urbuma neprecizitātes.

**5****6**

\* Silikons (etiķskābi nesaturošs!)

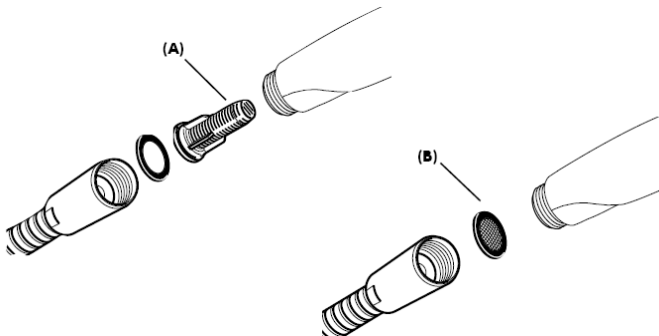


Hansgrohe viensvīras jaucējkrānus var izmantot kombinācijā ar hidrauliski un termiski vadāmiem caurteces sildītājiem, ja plūsmas spiediens ir vismaz 0,15 MPa.

### Montāža

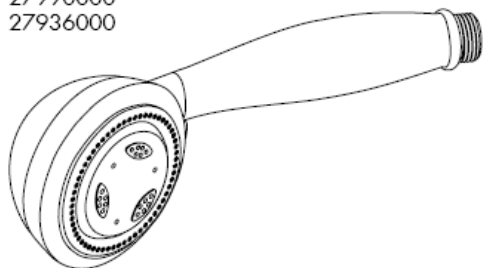
Jāiebūvē rokas dušai pievienotais siets (A), lai novērstu netīrumu ieplūšanu no ūdens vada. Netīrumu nokļūšana sistēmā var traucēt dušas funkcijas un / vai izraisīt rokas dušas funkcionālo detaļu bojājumus. Par šiem bojājumiem Hansgrohe neuzņemas atbildību.

Lai nodrošinātu rokas dušas normālu ūdens caurplūdi un izvairītos no netīrumu ieskalošanas no ūdensvada, jāiemontē komplektā esošais filtrs (A). Ja ir nepieciešamība pēc lielākas ūdens caurplūdes, tad filtra (A) vietā jāizmanto sietiņš (B). Ieskalotie netīrumi var traucēt dušas funkciju un / vai arī izraisīt rokas dušas funkciju bojājumus, par kuriem Hansgrohe neņemas atbildību.



**Mistral /Unica'D /Talis S Combi**  
27067000

**Mistral/Unica'D**  
27990000  
27936000



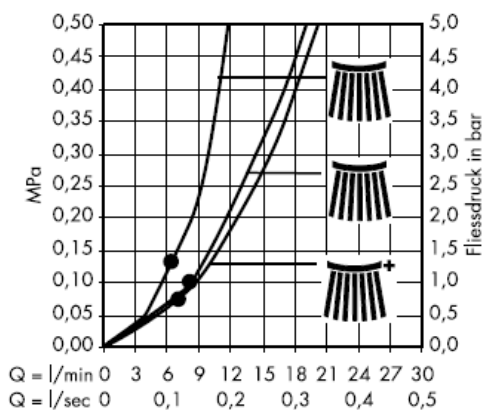
Standarta  
strūkla



Masāžas  
strūkla



Maiga strūkla



No • funkcija nodrošināta

### Mistral 3/Unica'D

27788000

27789000



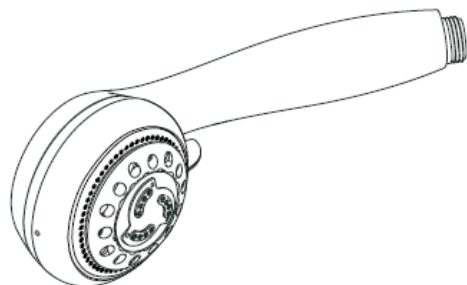
Standarta  
strūkla



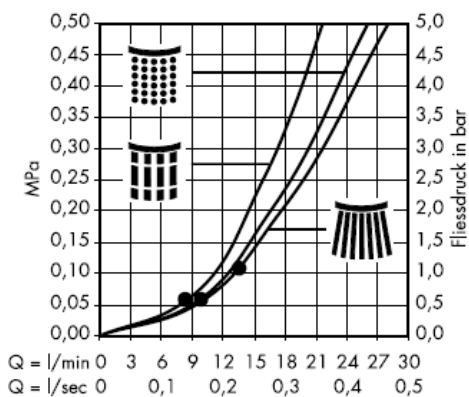
Masāžas  
strūkla



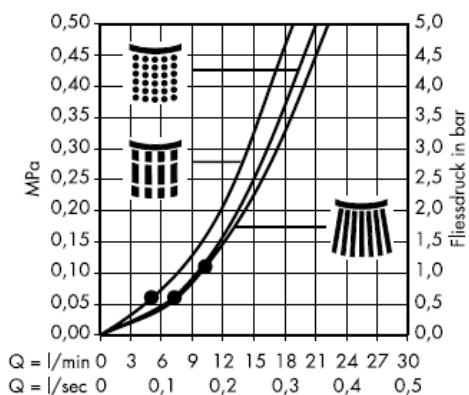
Maiga  
strūkla



Ar filtra ieliktni (A)



Ar filtra blīvējumu (B)



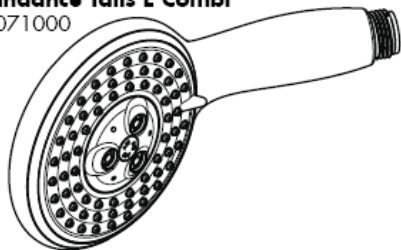
## Raindance E 100 Set

27881000

27883000

## Raindance Talis E Combi

27071000



Ar filtra ieliktni(A)



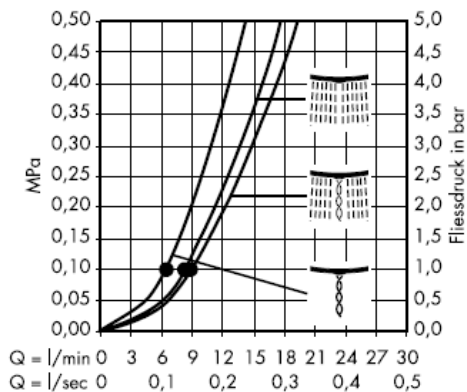
Rain AIR



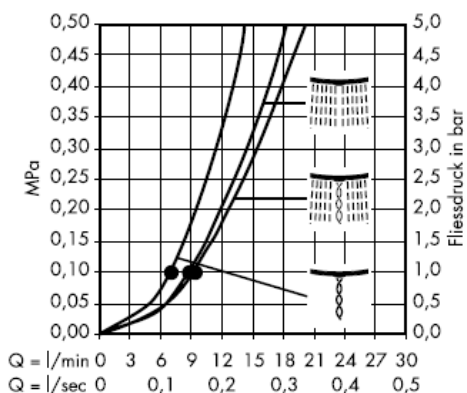
Balance AIR



Whirl AIR



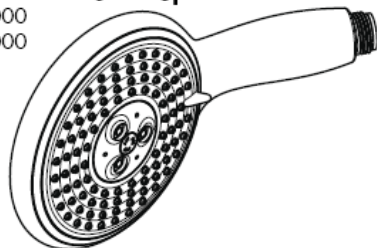
Ar filtra blīvējumu (B)



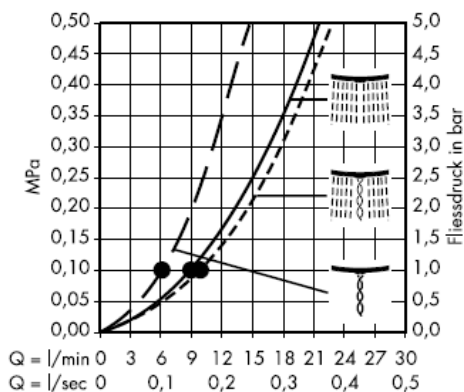
## Raindance E 120 AIR 3jet

27885000

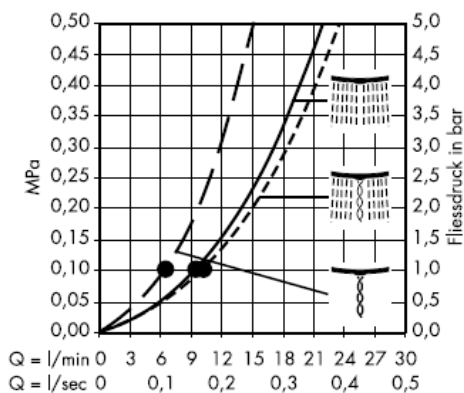
27887000



Ar filtra ieliktni(A)



Ar filtra blīvējumu (B)



No • funkcija nodrošināta

---

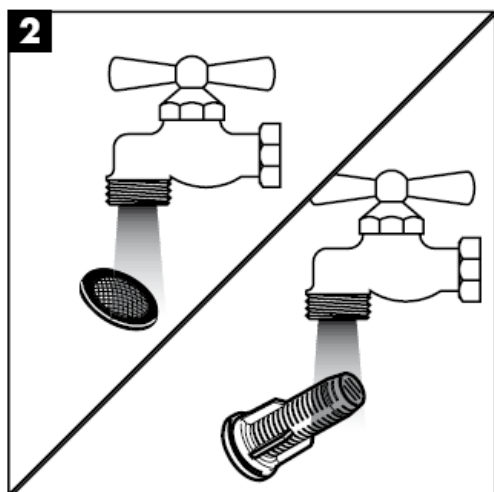
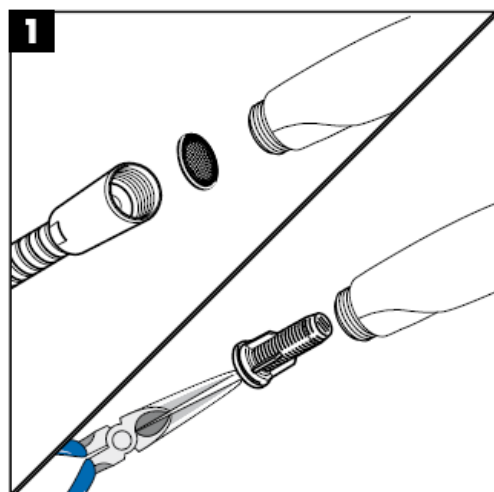
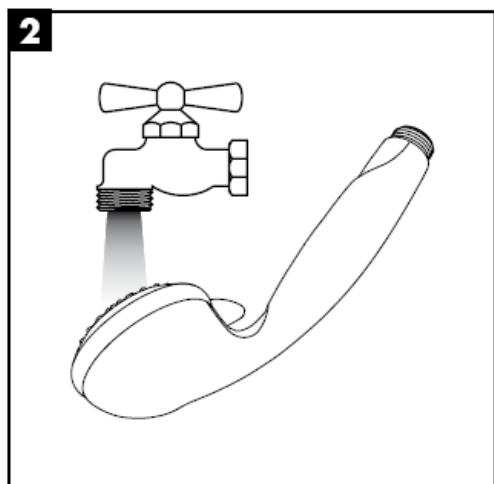
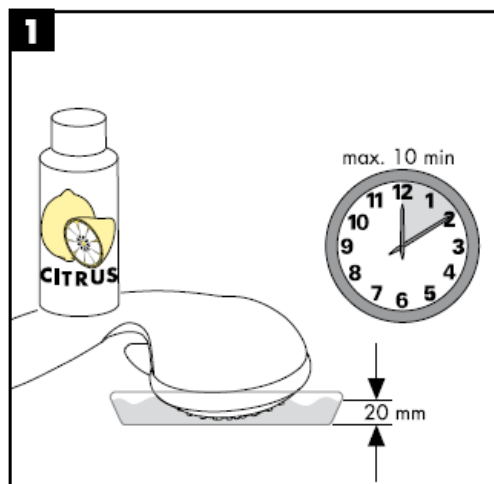
### Tehniskie dati

Darba spiediens: max. 0,6 MPa  
Ieteicamais darba spiediens: 0,1 – 0,4 MPa  
(1 MPa = 10 bar = 147 PSI)  
Karstā ūdens temperatūra: max. 60° C

### Pārbaudes zīme

	DVGW	P-IX	SVGW	ACS	NF	WRAS	KIWA
27067000							
27071000							
27788000				X			
27789000							
27881000							
27883000				X			
27885000							
27887000				X			
27930XXX				X			
27933XXX				X			
27934000							
27936000				X			
27938000							
27990000							

Kopšanas instrukcija





## Tīrīšana

Vienkārša tīrīšana: kaļķis no izvirzījumiem ir viegli norubināms.



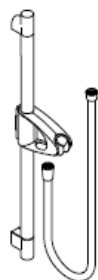
**hansgrohe**

Hansgrohe · Postfach 1145 · D-77761 Schiltach · Telefon +49 (0) 78 36/51-1282 · Telefax +49 (0) 7836/511440  
E-Mail: [info@hansgrohe.com](mailto:info@hansgrohe.com) · Internet: [www.hansgrohe.com](http://www.hansgrohe.com)

02/2009  
9.05719.01  
Latviski



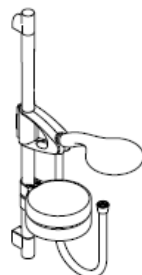
# Uputstvo za montažu



**Unica'D**  
27930XXX  
27933XXX



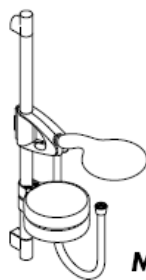
**Unica'D**  
27938000  
27934000



**Raindance  
E 100 Set**  
27881000  
27883000



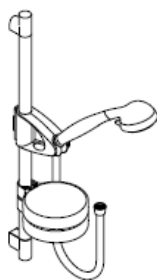
**Raindance  
Talis E Combi**  
27071000



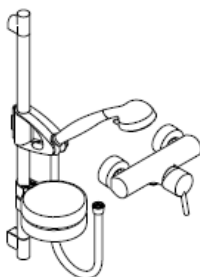
**Raindance  
E 120 Set**  
27885000  
27887000



**Mistral 3/Unica'D**  
27788000  
27789000



**Mistral/Unica'D**  
27990000  
27936000



**Mistral /Unica'D  
/Talis S Combi**  
27067000

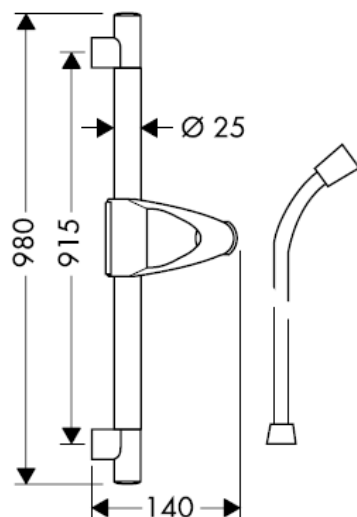
**hansgrohe**



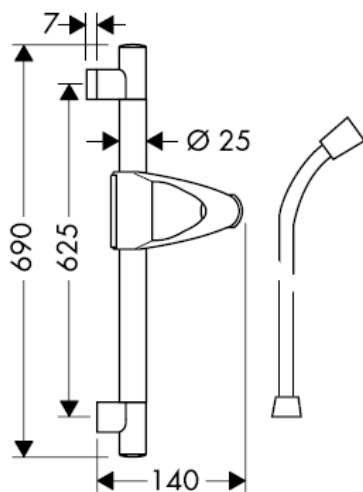
Optimalno funkcionisanje je garantovano jedino u kombinaciji sa Hansgrohe ručnim tuševima i Hansgrohe crevom za tuš.

Creva tuša prikladna su jedino za spajanje tuševa na armature. Nije dopušteno blokiranje creva u smeru protoka vode!

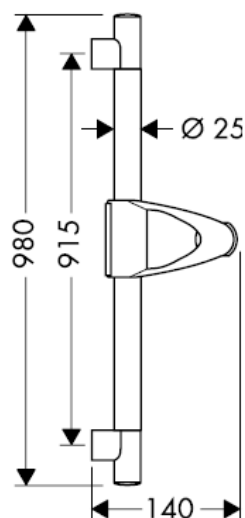
**Unica'D 27930XXX**



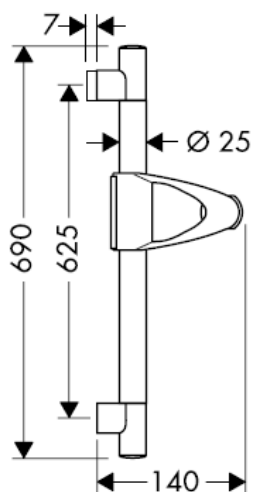
**Unica'D 27933XXX**



**Unica'D 27938000**

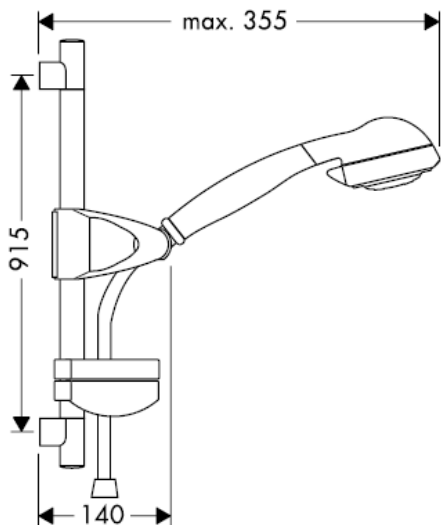


**Unica'D 27934000**

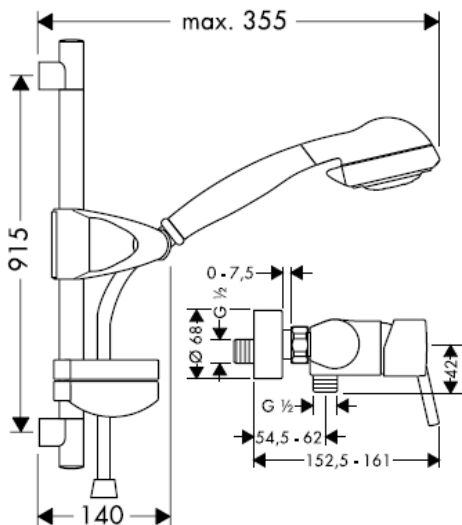


Šipka tuša 27933XXX/27938000/27934000 je namenjena isključivo za izvoz i ne može se kupiti u Nemačkoj!

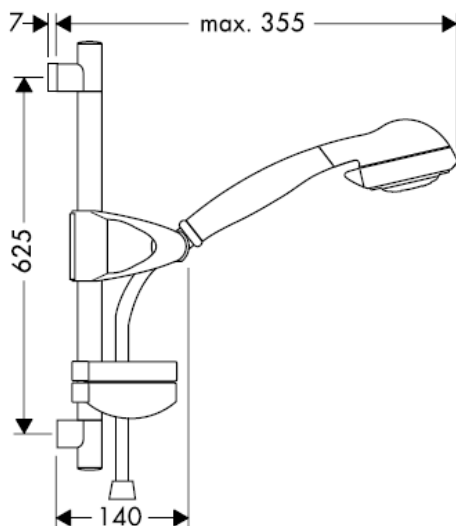
**Mistral/Unica'D 27990000**



**Mistral /Unica'D /Talis S Combi 27067000**

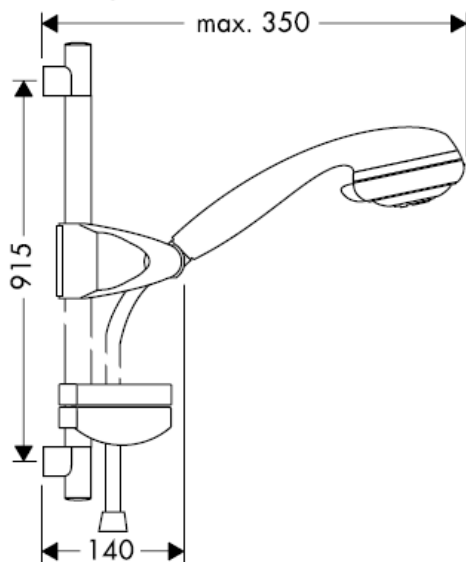


**Mistral/Unica'D 27936000**

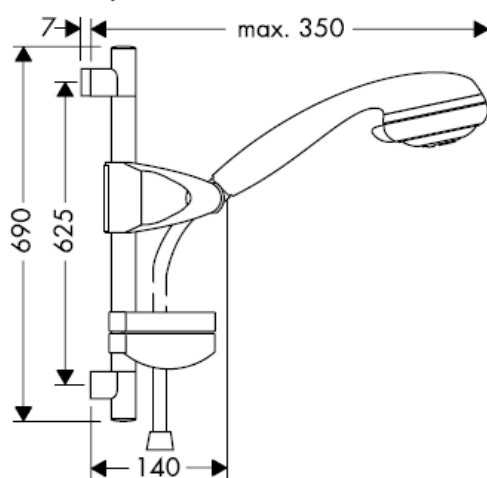


Šipka tuša 27936000 je namenjena isključivo za izvoz i ne može se kupiti u Nemačkoj!

**Mistral 3/Unica'D 27789000**

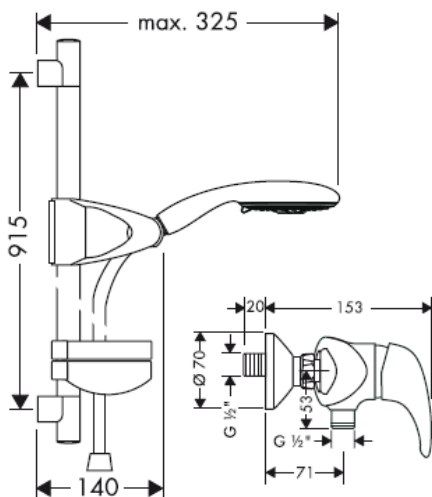


**Mistral 3/Unica'D 27788000**

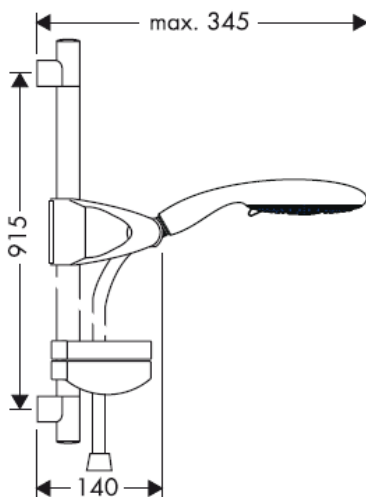


Šipka tuša 27788000 je namenjena isključivo za izvoz i ne može se kupiti u Nemačkoj!

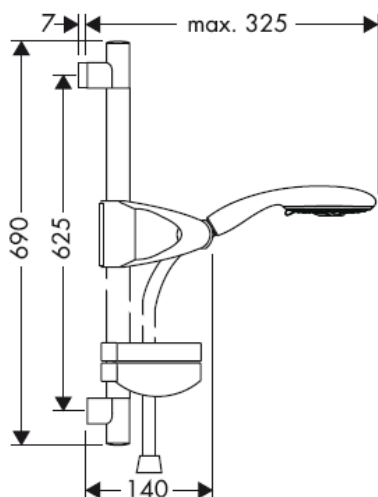
**Raindance E 100 Set 27881000**  
**Raindance Talis E Combi 27071000**



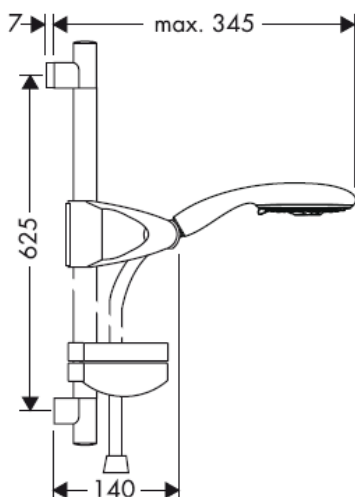
**Raindance E 120 Set 27885000**



**Raindance E 100 Set 27883000**



**Raindance E 120 Set 27887000**



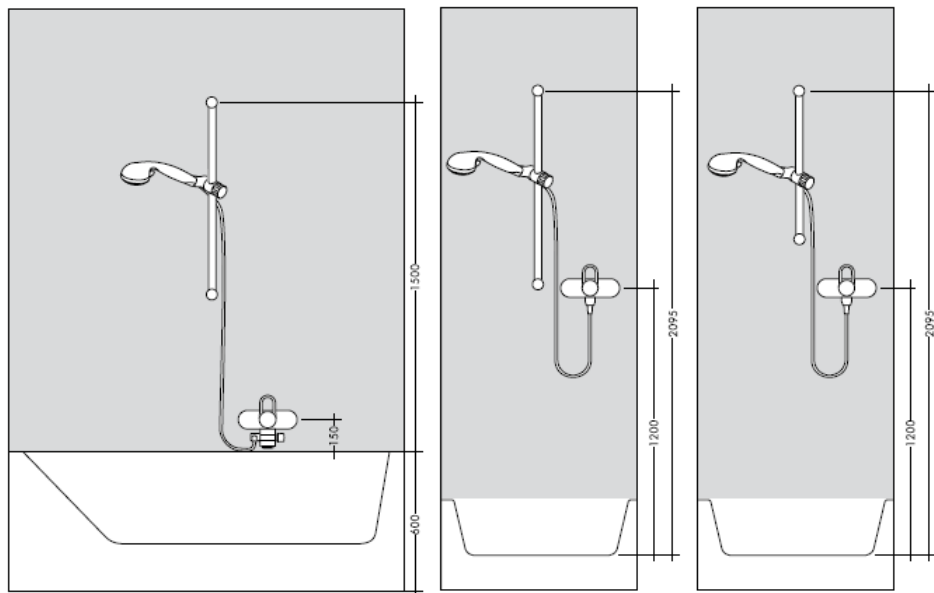
Šipka tuša 27881000/27883000 je namenjena isključivo za izvoz i ne može se kupiti u Nemačkoj!

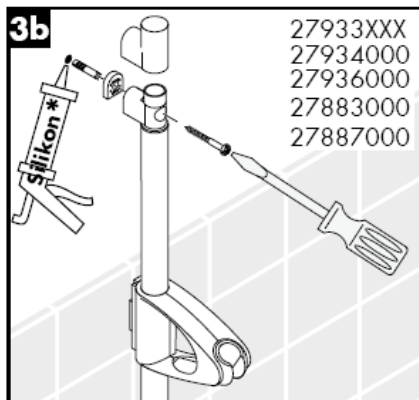
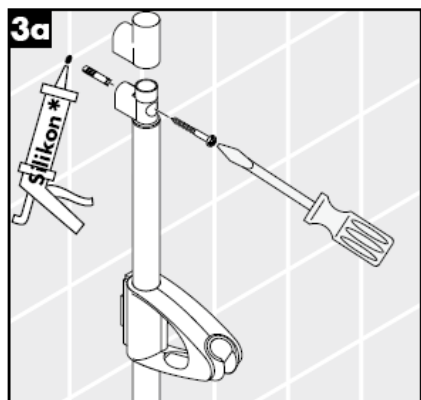
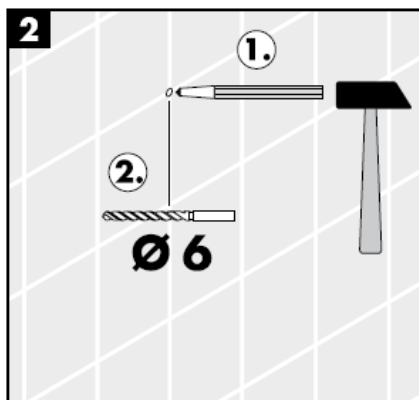
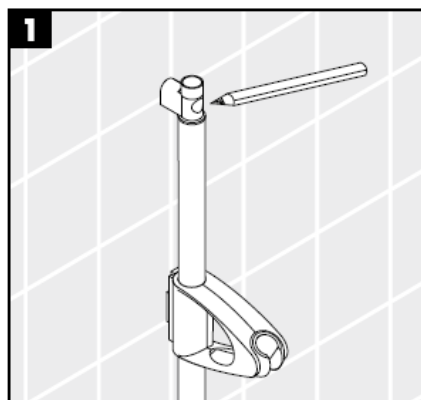


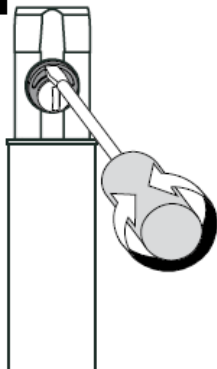
Kada proizvod montira kvalifikovano stručno osoblje treba paziti da čitava površina na koju se učvršćuje bude ravna (bez istaknutih fuga ili krivljenja pločica), da je zidna konstrukcija primerena montaži proizvoda, i posebno da nema slabih mesta.

Priloženi zavrtnji i tiplovi prikladni su samo za beton. Kod drugih zidnih nadgradnji treba obratiti pažnju na navode proizvođača tiplova.

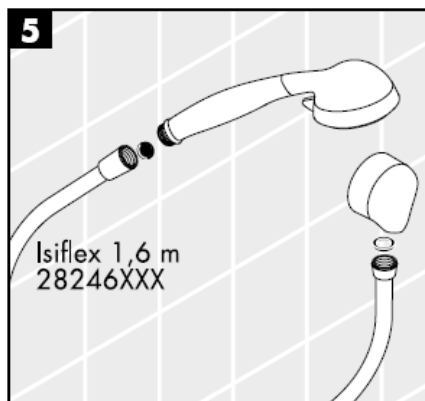
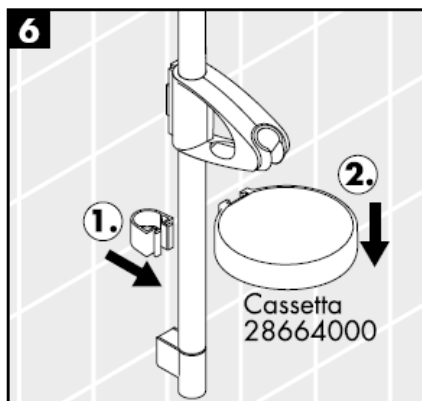
Prilagodite meru što je više moguće rasteru pločica.



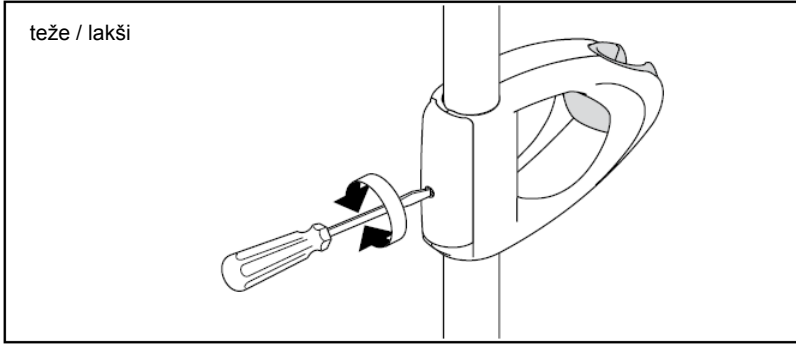


**4**

Pomoću ekscentara mogu se podesiti tolerancije provrta.

**5****6**

\* Silikon (ne sadrži sirčetnu kiselinu!)

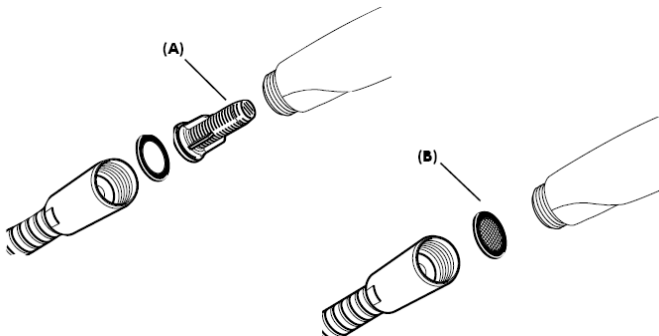


Hansgrohe jednoručni mešači se mogu koristiti s hidraulički i termički kontrolisanim protočnim bojlerima, ako je pritisak najmanje 0,15 MPa.

### Montaža

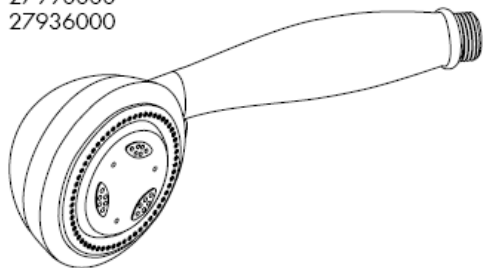
Obavezno ugradite mrežicu (A) upakovanu s ručnim tušem, čime sprečavate ulazak prljavštine u crevo. Prljavština može dovesti do delimičnog ili potpunog oštećenja delova ručnog tuša. Za eventualna oštećenja uzrokovana prljavštinom proizvođač Hansgrohe nije odgovoran.

Isporučeni umetak filtra (A) se mora ugraditi kako bi se regulisao protok vode i smanjio prolazak prljavštine iz vodovoda. Ako želite jači protok vode, umesto filtra (A) ugradite mrežastu zaptivku (B). Za eventualna oštećenja ili lošije funkcionisanje ručnog tuša uzrokovano prljavštinom, proizvođač Hansgrohe nije odgovoran.



**Mistral /Unica'D /Talis S Combi**  
27067000

**Mistral/Unica'D**  
27990000  
27936000



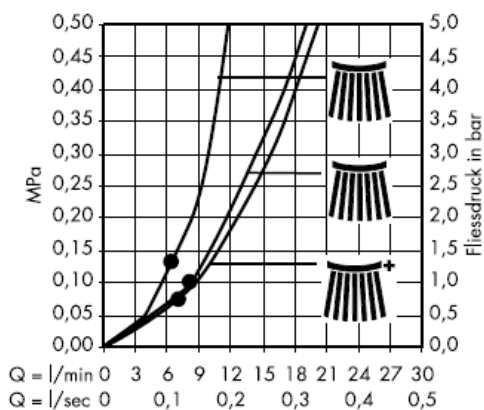
Normalni mlaz



Masažni mlaz



Nežni mlaz



Od • je funkcija zagantovana.

### Mistral 3/Unica'D

27788000

27789000



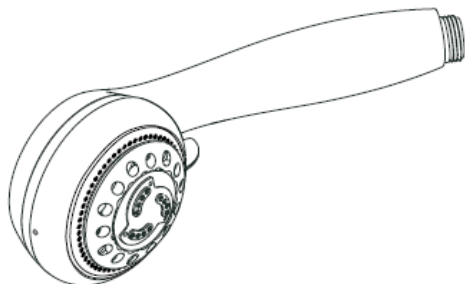
Normalni mlaz



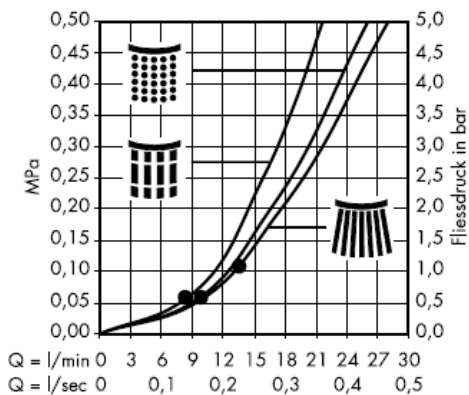
Masažni mlaz



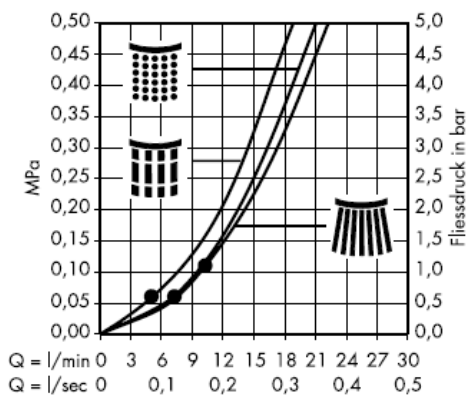
Nežni mlaz



S filterom (A)



S mrežastom zaptivkom (B)



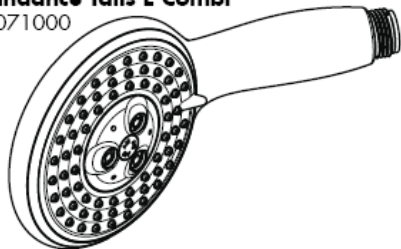
## Raindance E 100 Set

27881000

27883000

## Raindance Talis E Combi

27071000



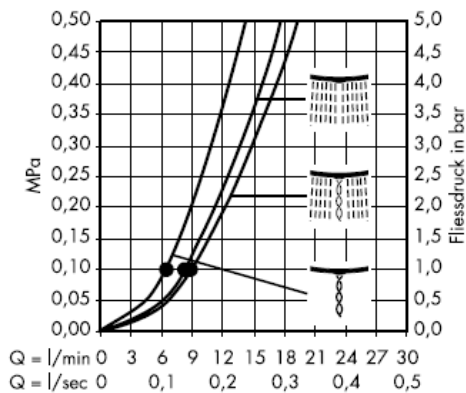
S filterom(A)



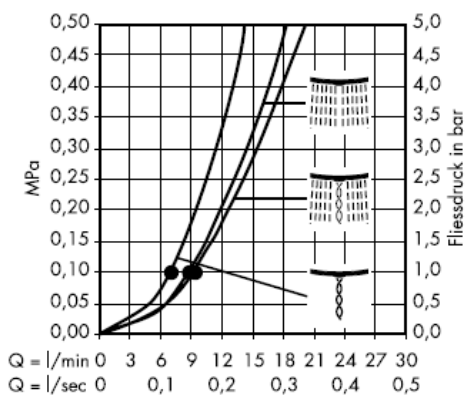
Rain AIR

Balance AIR

Whirl AIR



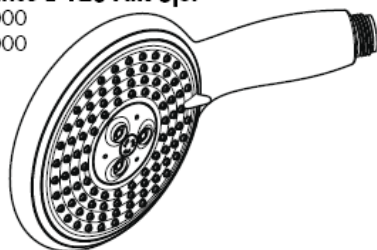
S mrežastom zaptivkom (B)



## Raindance E 120 AIR 3jet

27885000

27887000



Rain AIR

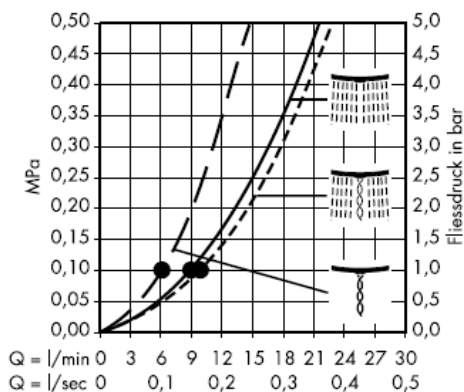


Balance AIR

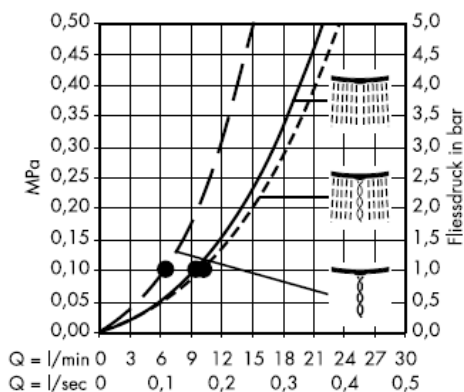


Whirl AIR

S filterom(A)



S mrežastom zaptivkom (B)



Od • je funkcija zagarantovana.



---

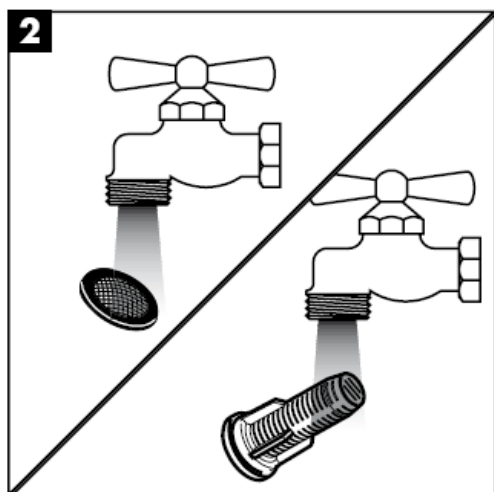
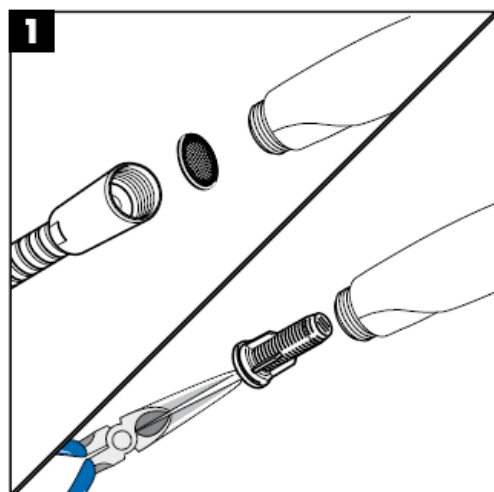
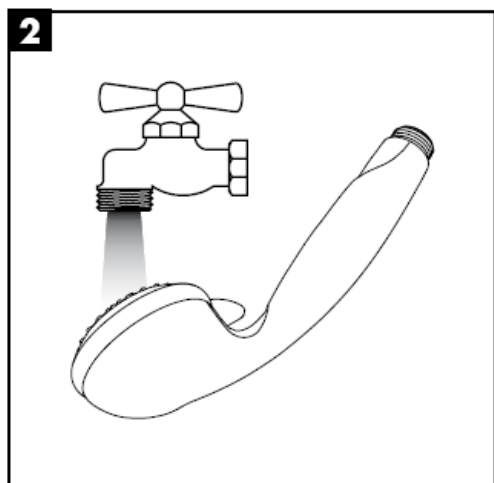
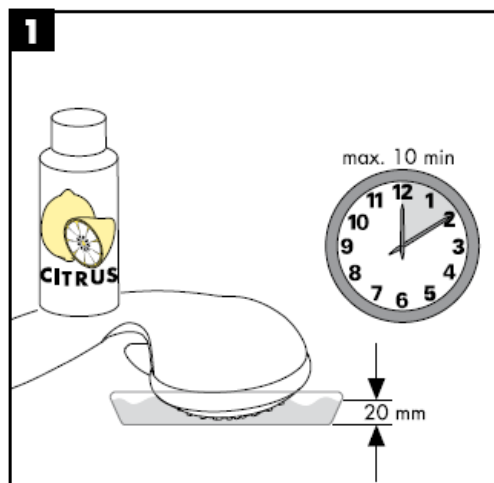
## Tehnički podaci

Radni pritisak: max. 0,6 MPa  
Preporučeni radni pritisak: 0,1 – 0,4 MPa  
(1 MPa = 10 bar = 147 PSI)  
Temperatura vruće vode: max. 60° C

## Ispitni znak

	DVGW	P-IX	SVGW	ACS	NF	WRAS	KIWA
27067000							
27071000							
27788000				X			
27789000							
27881000							
27883000				X			
27885000							
27887000				X			
27930XXX				X			
27933XXX				X			
27934000							
27936000				X			
27938000							
27990000							

Uputstvo za održavanje



## Čišćenje

Jednostavno čisto: Kamenac se sasvim lako skida sa izbočina.



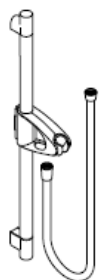
**hansgrohe**

Hansgrohe · Postfach 1145 · D-77761 Schiltach · Telefon +49 (0) 78 36/51-1282 · Telefax +49 (0) 7836/511440  
E-Mail: [info@hansgrohe.com](mailto:info@hansgrohe.com) · Internet: [www.hansgrohe.com](http://www.hansgrohe.com)

02/2009  
9.05719.01  
Srpski



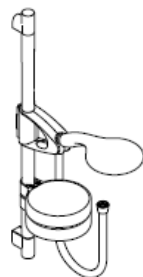
# Montasjeveiledning



**Unica'D**  
27930XXX  
27933XXX



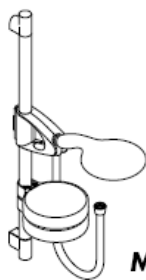
**Unica'D**  
27938000  
27934000



**Raindance  
E 100 Set**  
27881000  
27883000



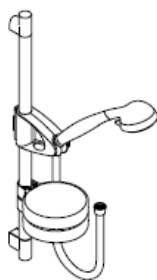
**Raindance  
Talis E Combi**  
27071000



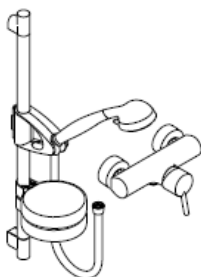
**Raindance  
E 120 Set**  
27885000  
27887000



**Mistral 3/Unica'D**  
27788000  
27789000



**Mistral/Unica'D**  
27990000  
27936000



**Mistral /Unica'D  
/Talis S Combi**  
27067000

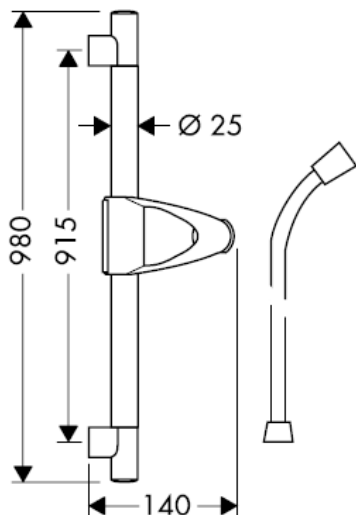
**hangrohe**



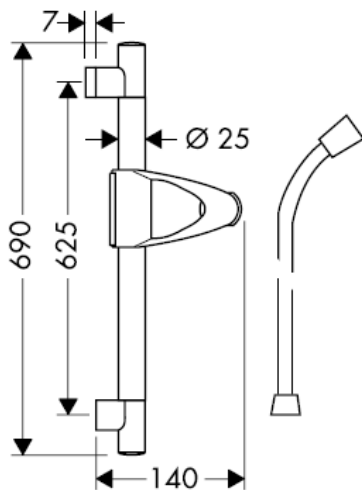
Optimal funksjon garanteres kun i forbindelse med Hansgrohe hånddusj og Hansgrohe dusjslanger.

Dusj slanger er kun egnet for tilkobling av dusj til armaturer. Det er ikke tillatt med en avsperring etter slangen i gjennomstrømningsretning!

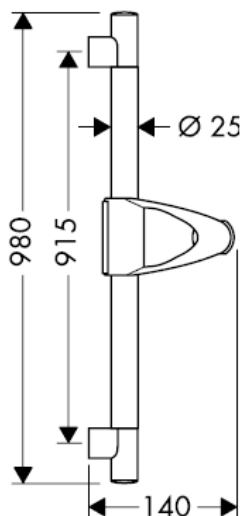
**Unica'D 27930XXX**



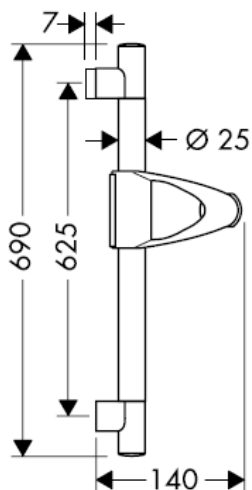
**Unica'D 27933XXX**



**Unica'D 27938000**

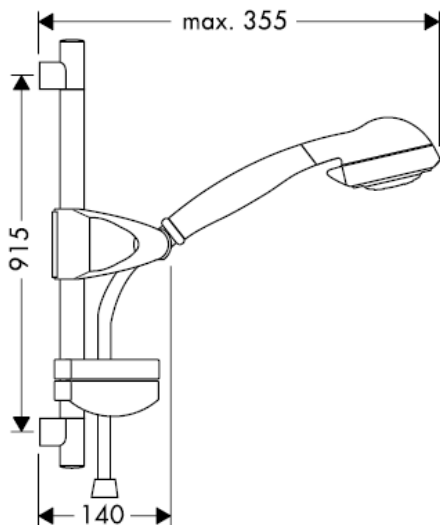


**Unica'D 27934000**

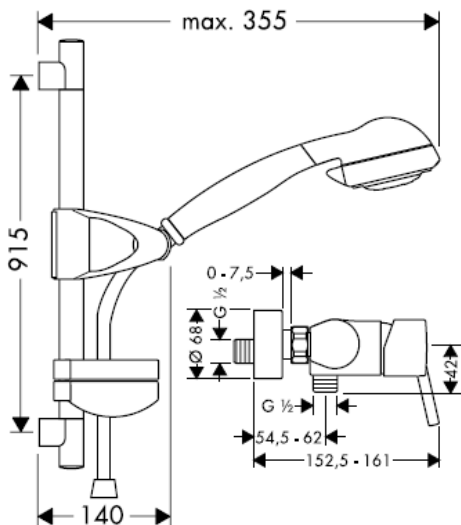


Dusjstang 27933XXX/27938000/27934000 er utelukkende for eksport og ikke tilgjengelig i Tyskland!

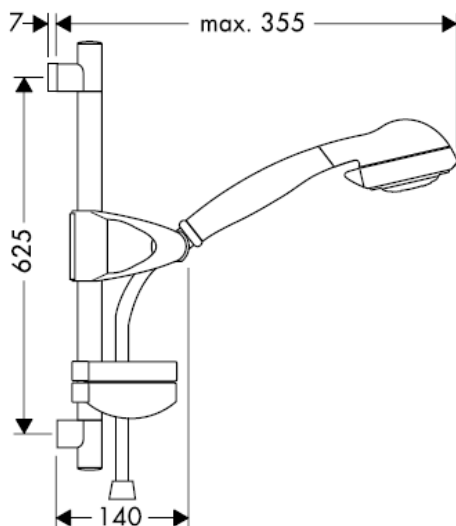
**Mistral/Unica'D 27990000**



**Mistral /Unica'D /Talis S Combi 27067000**



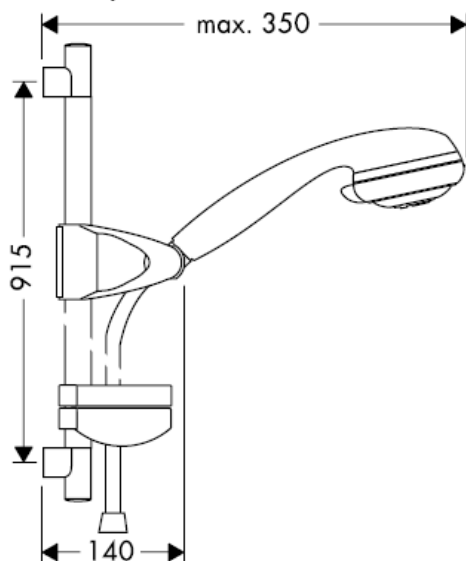
**Mistral/Unica'D 27936000**



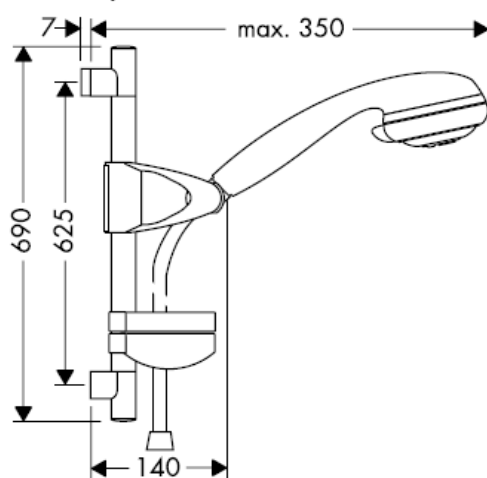
Dusjstang 27936000 er utelukkende for eksport og ikke tilgjengelig i Tyskland!



**Mistral 3/Unica'D 27789000**

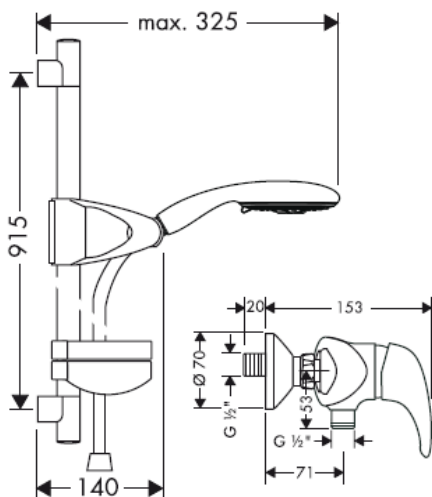


**Mistral 3/Unica'D 27788000**

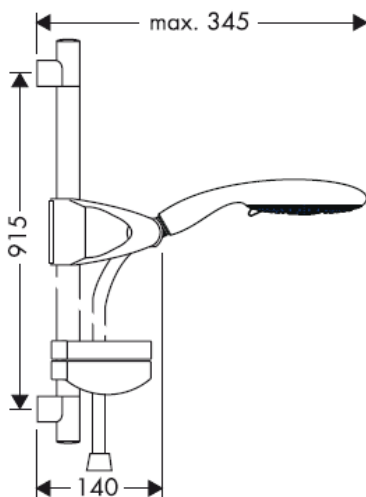


Dusjstang 27788000 er utelukkende for eksport og ikke tilgjengelig i Tyskland!

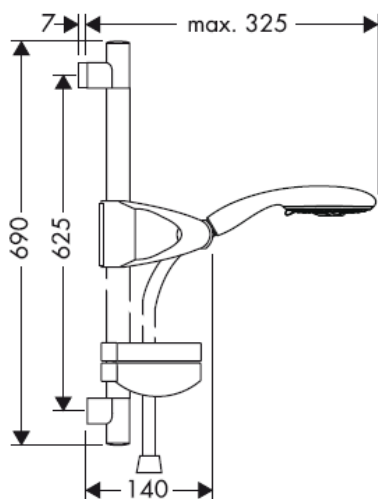
**Raindance E 100 Set 27881000**  
**Raindance Talis E Combi 27071000**



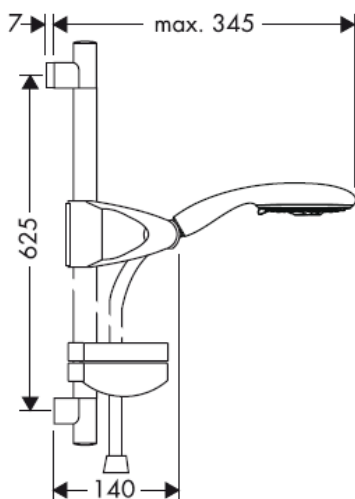
**Raindance E 120 Set 27885000**



**Raindance E 100 Set 27883000**



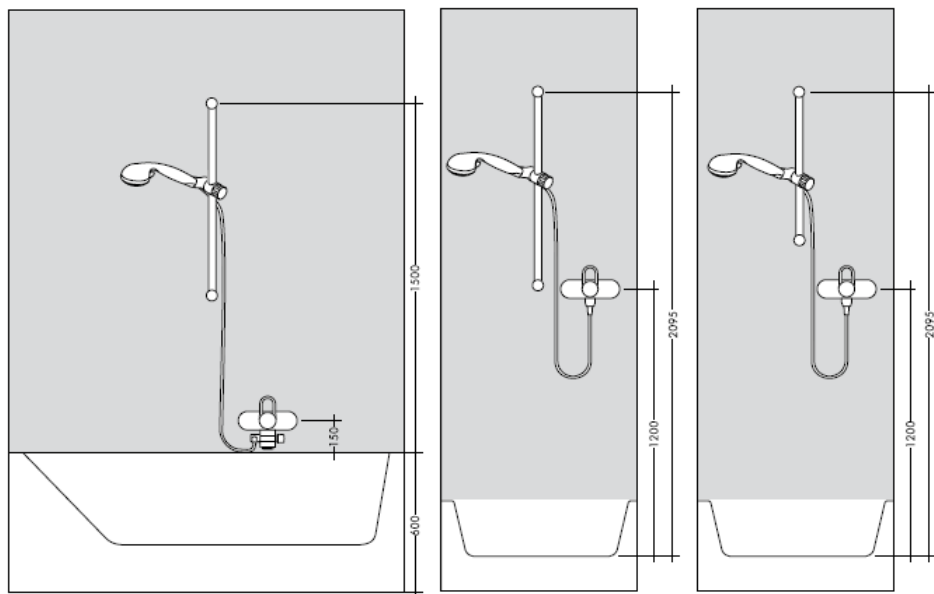
**Raindance E 120 Set 27887000**

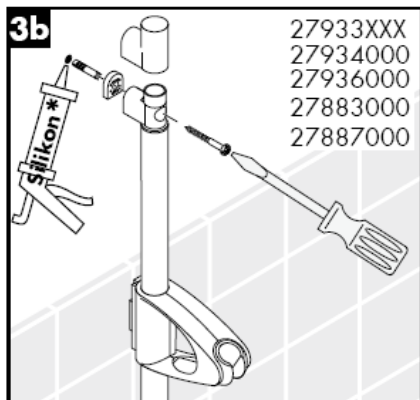
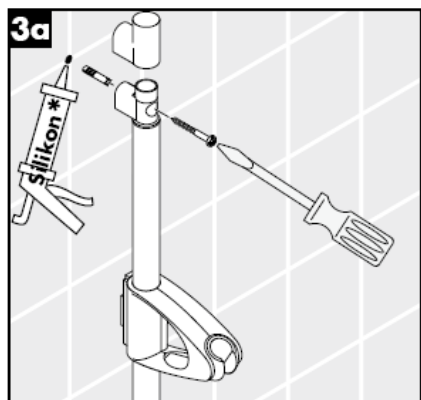
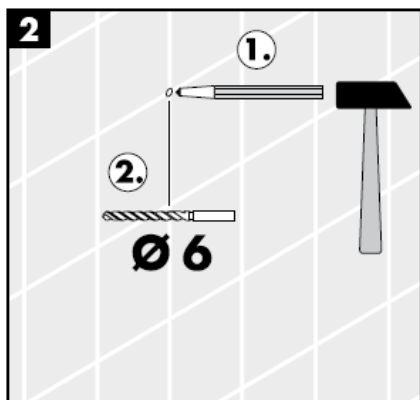
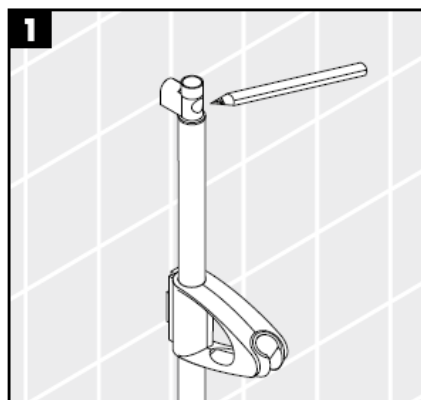



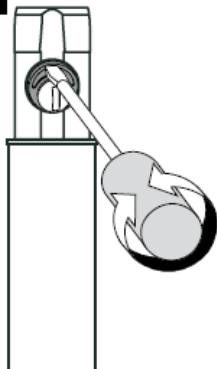
Dusjstang 27881000/27883000 er utelukkende for eksport og ikke tilgjengelig i Tyskland!

Når kvalifisert fagfolk monterer produktet, skal man påse at hele området der produktet monteres er plant (ingen fremstående fuger eller flisekanter), at oppbygging av veggen er egnet for montasje av produktet og at veggen ikke viser noen svakpunkter. Medleverte skruer og plugger egner seg kun for betong. Ved en annen veggoppbygging skal man ta hensyn til pluggproduzentens henvisninger.

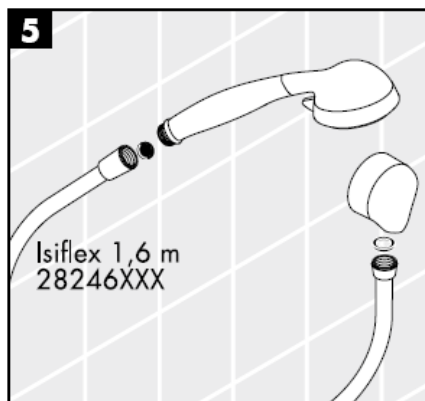
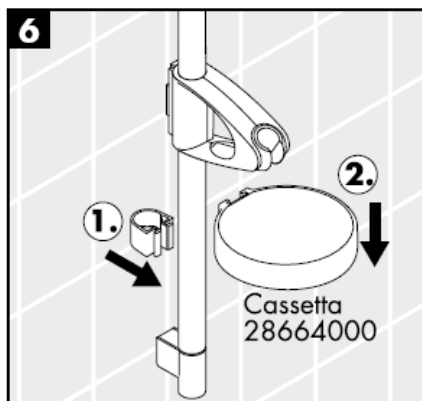
Hvis det er mulig tilpasses mål til fliseraster.



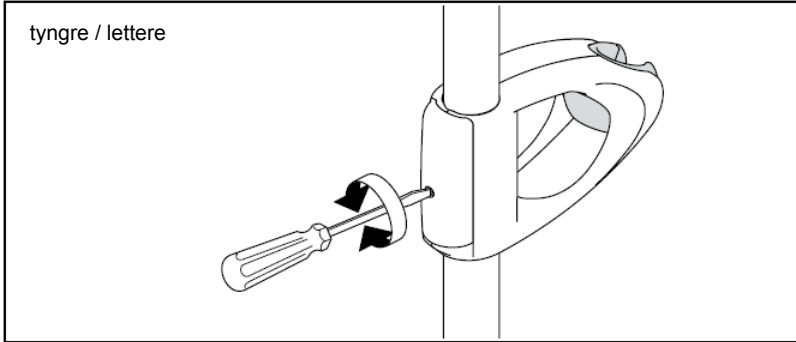


**4**

Boretoleranser kan utlignes ved hjelp av eksenterbøssing.

**5****6**

\* Silikon (uten eddiksyre)



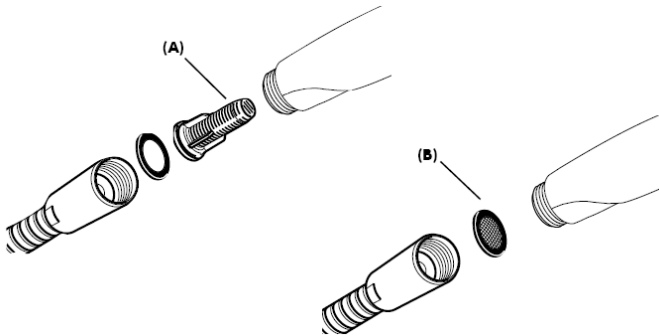
Armaturer fra Hansgrohe kan brukes sammen med hydraulisk og termisk styrte gjennomstrømningsovner når gjennomstrømningstrykket er på minst 0,15 Mpa.

### Montasje

---

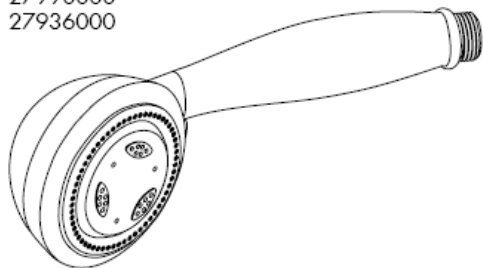
Silen (A) som er levert med hånddusjen skal bygges inn, for å forhindre at smuss spyles inn fra ledningsnett. Innspylt smuss kan påvirke funksjonen negativt og/eller kan medføre skader på hånddusjens funksjonsdeler. Hansgrohe påtar seg inget ansvar for skader som resulteres av dette.

Det medleverte filter-elementet skal bygges inn, for å garantere hånddusjens standard-gjennomstrømning og for å forhindre at smuss spyles inn fra ledningsnett. Ønsker man en større vanngjennomstrømning skal det monteres en silpakning (B) isteden for filterelementet (A). Innspyling av smuss kan påvirke funksjonen negativt og/eller medføre skader på hånddusjens funksjonsdeler. Hansgrohe påtar seg inget ansvar for skader som resulteres av dette.



**Mistral /Unica'D /Talis S Combi**  
27067000

**Mistral/Unica'D**  
27990000  
27936000



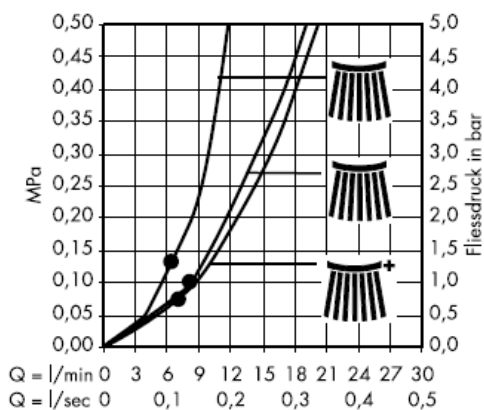
Normalstråle



Massasjestråle



Softstråle



F.o.m. • er funksjonen garantert

### Mistral 3/Unica'D

27788000

27789000



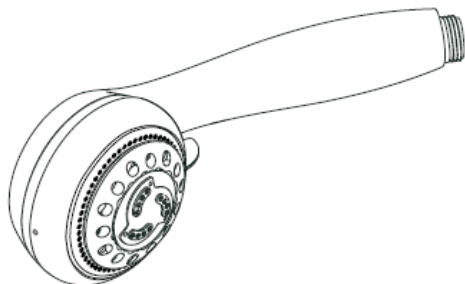
Normalstråle



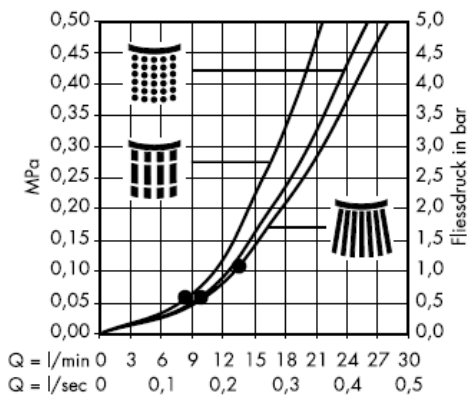
Massasjestråle



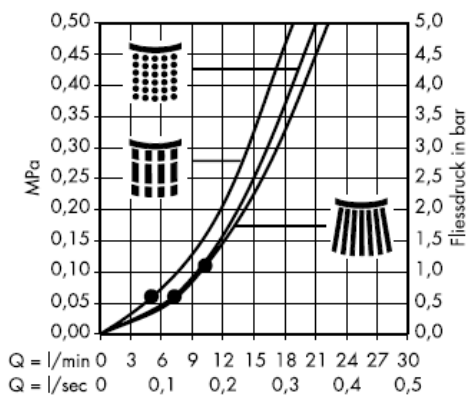
Softstråle



Med filterinnsats (A)



Med silpåkning (B)





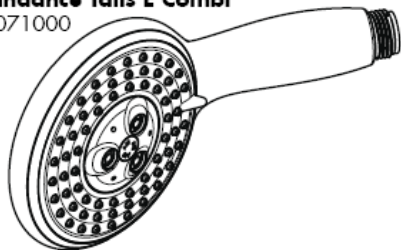
### Raindance E 100 Set

27881000

27883000

### Raindance Talis E Combi

27071000



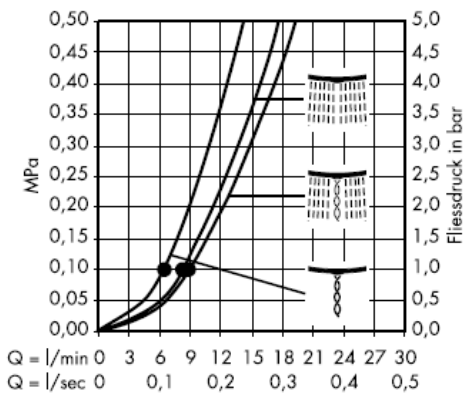
Med filterinnsats(A)



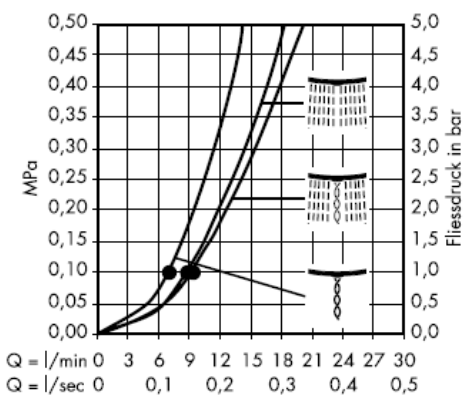
Rain AIR

Balance AIR

Whirl AIR



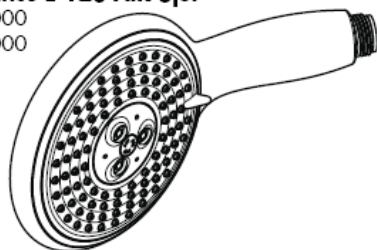
Med silpakning (B)



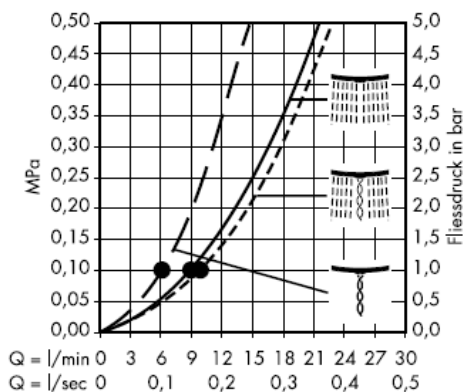
## Raindance E 120 AIR 3jet

27885000

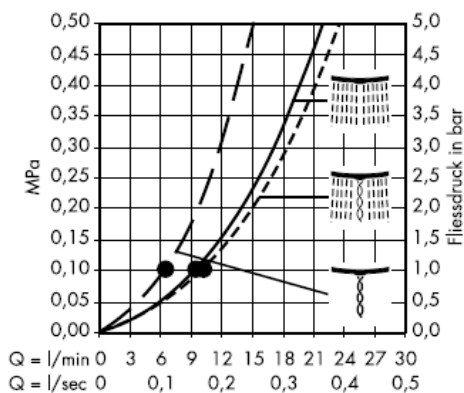
27887000



Med filterinnsats(A)



Med silpakning (B)



F.o.m. • er funksjonen garantert

---

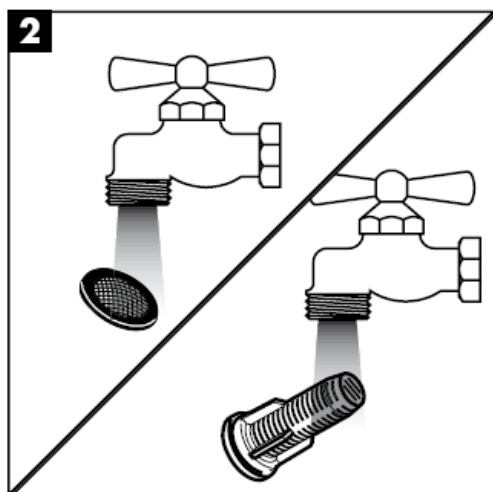
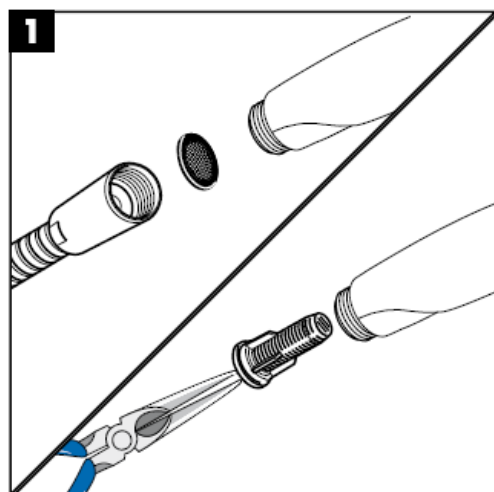
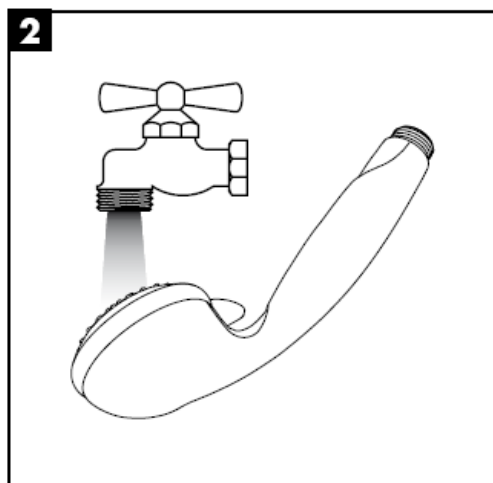
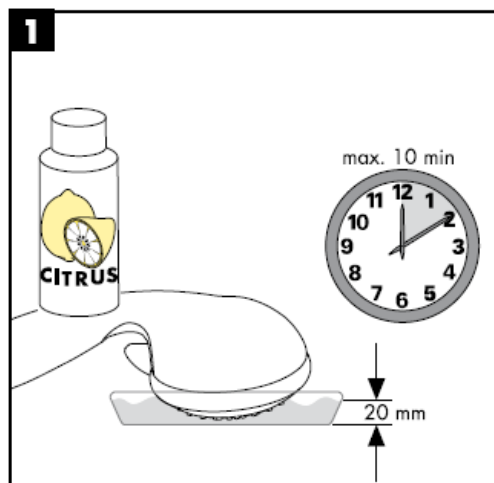
### Tekniske data

Driftstrykk max. 0,6 MPa  
Anbefalt driftstrykk: 0,1 – 0,4 MPa  
(1 Mpa = 10 bar = 147 PSI)  
Varmtvannstemperatur max. 60° C

### Prøvermerke

	DVGW	P-IX	SVGW	ACS	NF	WRAS	KIWA
27067000							
27071000							
27788000				X			
27789000							
27881000							
27883000				X			
27885000							
27887000				X			
27930XXX				X			
27933XXX				X			
27934000							
27936000				X			
27938000							
27990000							

## Stellveiledning



## Rengjøring

---

Simpelten ren: Ved å gnikke er det lett å fjerne kalk fra nuppene.



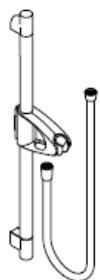
**hansgrohe**

Hansgrohe · Postfach 1145 · D-77761 Schiltach · Telefon +49 (0) 78 36/51-1282 · Telefax +49 (0) 7836/511440  
E-Mail: [info@hansgrohe.com](mailto:info@hansgrohe.com) · Internet: [www.hansgrohe.com](http://www.hansgrohe.com)

02/2009  
9.05719.01  
Norsk



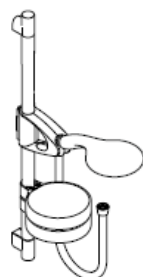
# РЪКОВОДСТВО ЗА МОНТАЖ



**Unica'D**  
27930XXX  
27933XXX



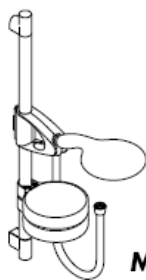
**Unica'D**  
27938000  
27934000



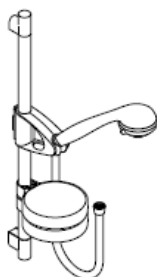
**Raindance  
E 100 Set**  
27881000  
27883000



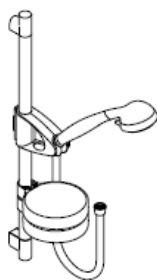
**Raindance  
Talis E Combi**  
27071000



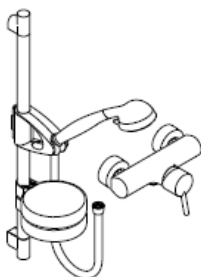
**Raindance  
E 120 Set**  
27885000  
27887000



**Mistral 3/Unica'D**  
27788000  
27789000



**Mistral/Unica'D**  
27990000  
27936000



**Mistral /Unica'D  
/Talis S Combi**  
27067000

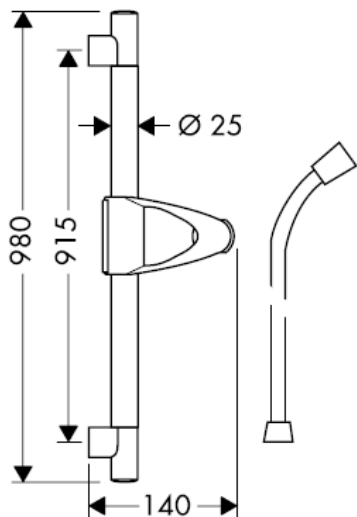
**hangrohe**



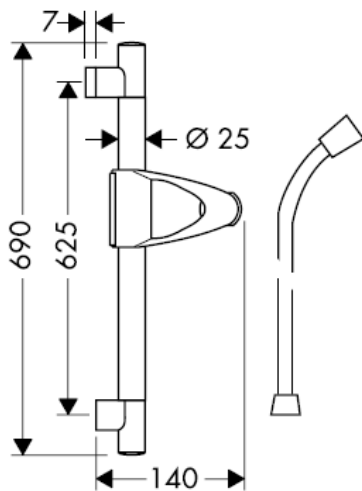
Оптималното функциониране се гарантира само във връзка с ръчните разпръскватели и маркучите на разпръскватели на Hansgrohe. Маркучите на разпръсквателите са подходящи само за свързване на разпръскватели към арматури. Не се допуска блокиране след маркуча по посоката на протичане!



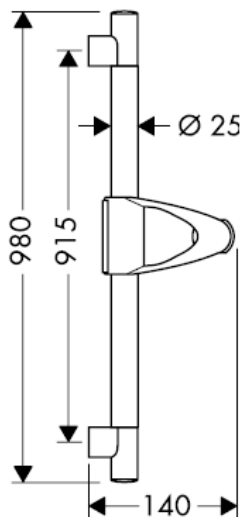
**Unica'D 27930XXX**



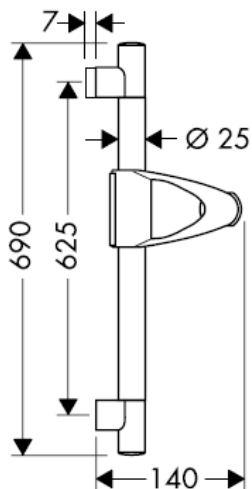
**Unica'D 27933XXX**



**Unica'D 27938000**

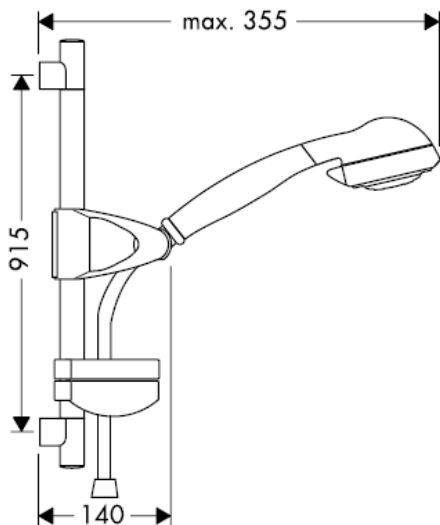


**Unica'D 27934000**

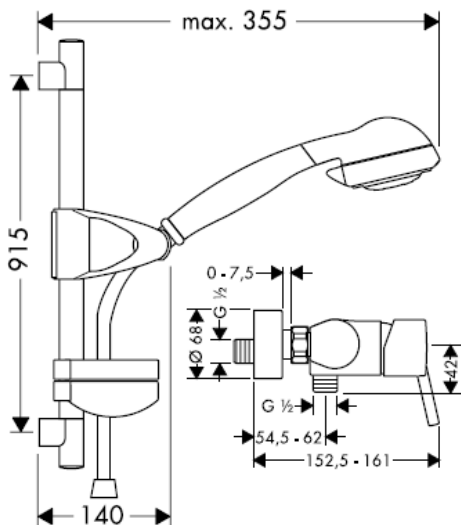


Лостът на душа 27933XXX/27938000/27934000 е предназначен само за износ и не може да се намери в Германия!

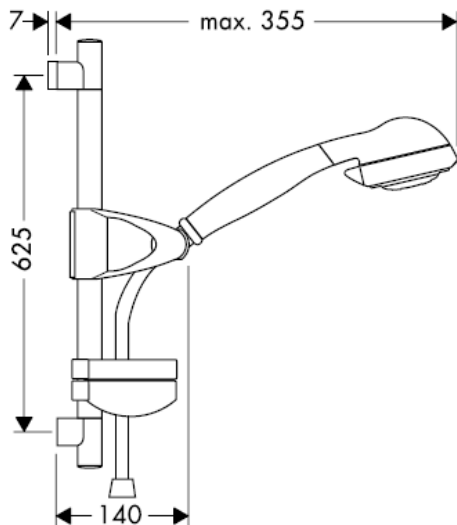
**Mistral/Unica'D 27990000**



**Mistral /Unica'D /Talis S Combi 27067000**

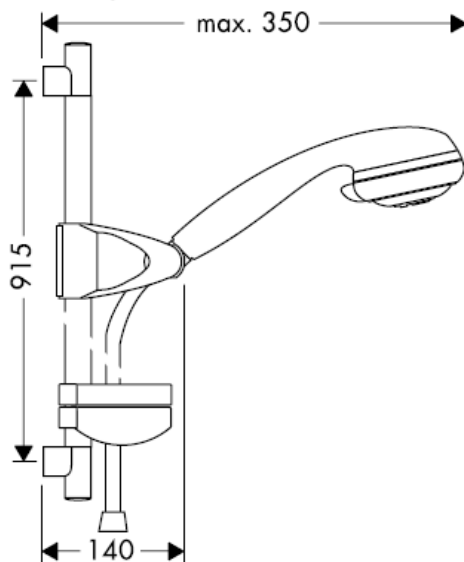


**Mistral/Unica'D 27936000**

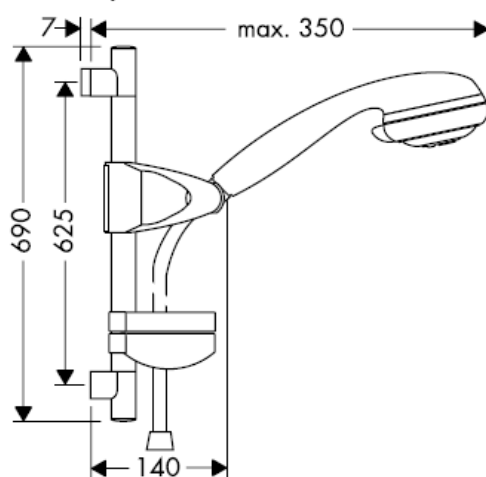


Лостът на душа 27936000 е предназначен само за износ и не може да се намери в Германия!

**Mistral 3/Unica'D 27789000**

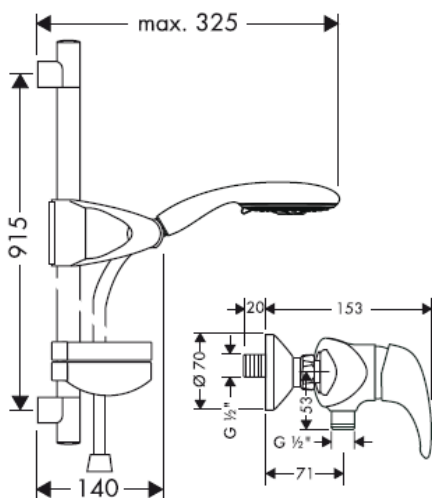


**Mistral 3/Unica'D 27788000**

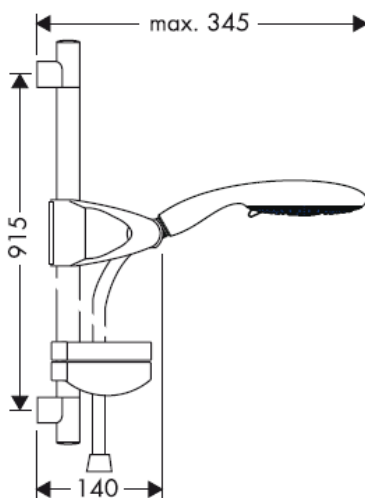


Лостът на душа 27788000 е предназначен само за износ и не може да се намери в Германия!

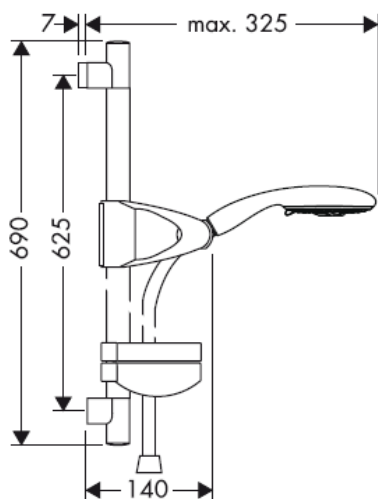
**Raindance E 100 Set 27881000**  
**Raindance Talis E Combi 27071000**



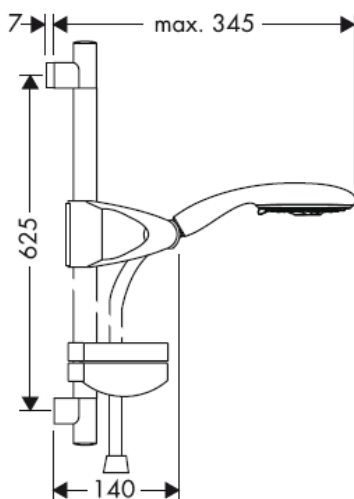
**Raindance E 120 Set 27885000**



**Raindance E 100 Set 27883000**



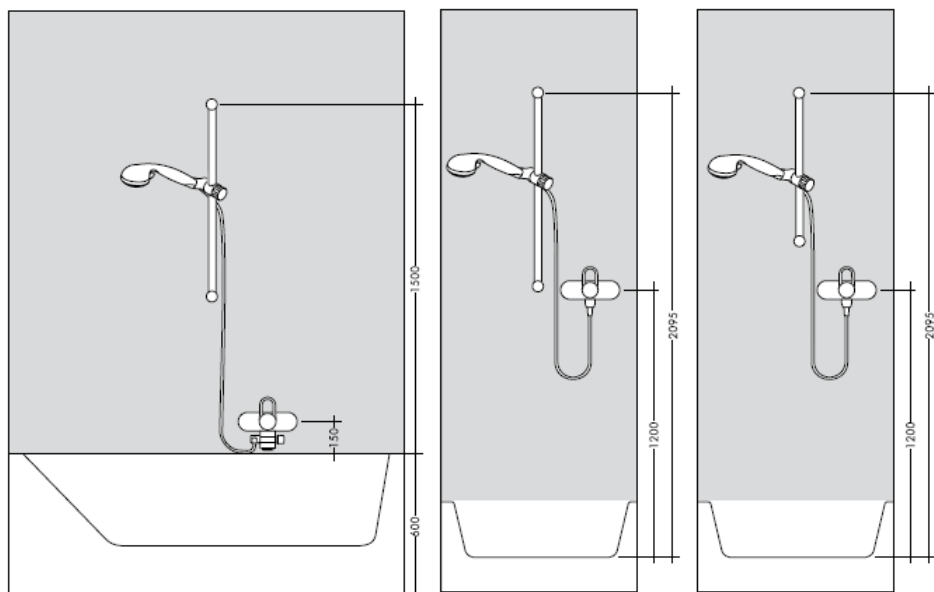
**Raindance E 120 Set 27887000**

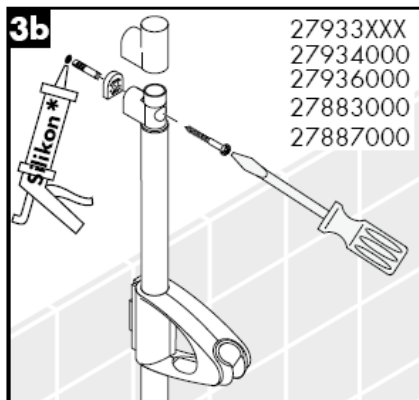
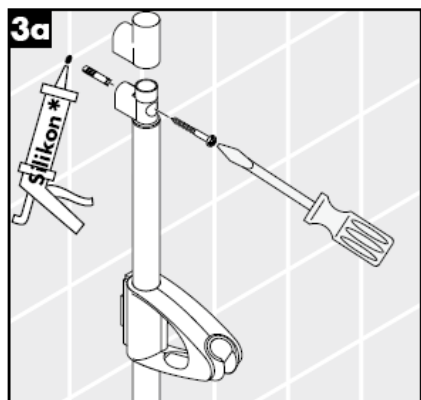
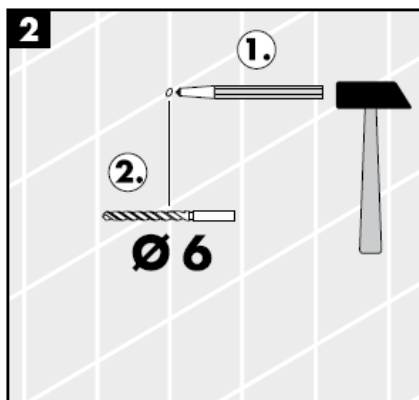
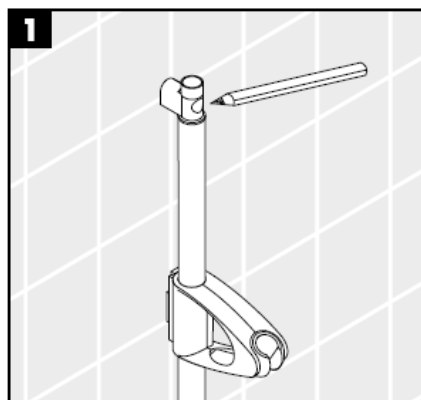


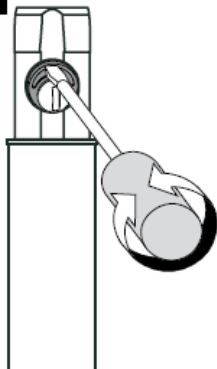
Лостът на душа 27881000/27883000 е предназначен само за износ и не може да се намери в Германия!

При монтаж на продукта от квалифицирани специалисти да се внимава за това, закрепващата повърхност в целия диапазон на закрепването да бъде равна (без изпъкнали фуги или изместване на плочки), конструкцията на стената да е подходяща за монтаж на продукта и особено за това, да няма слаби места. Приложените винтове и дюбели са подходящи само за бетон. При други стени конструкции да се спазват данните на производителя на дюбели.

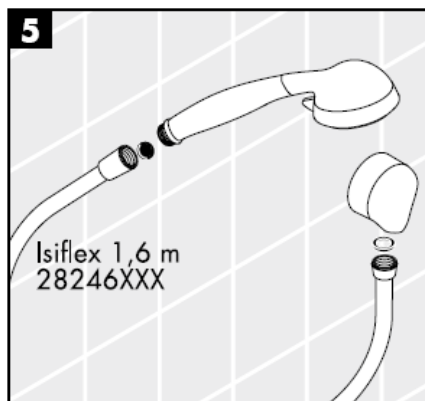
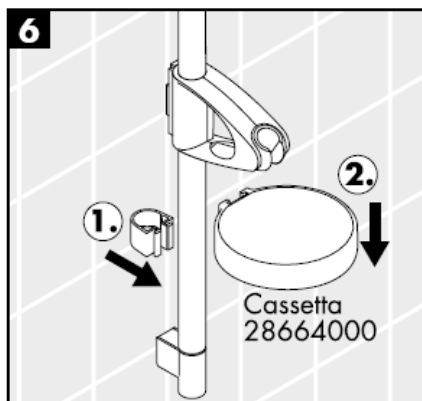
Изравнете по възможност към растера на плочките.



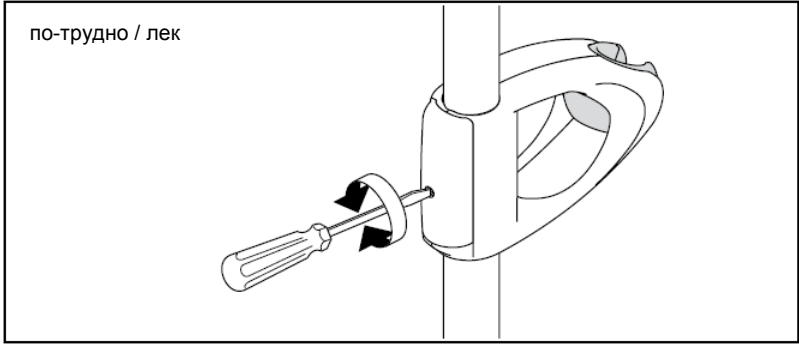


**4**

Допуските при пробиване могат да се изравнят с ексцентричната втулка.

**5****6**

\* Силикон (без оцетна киселина!)

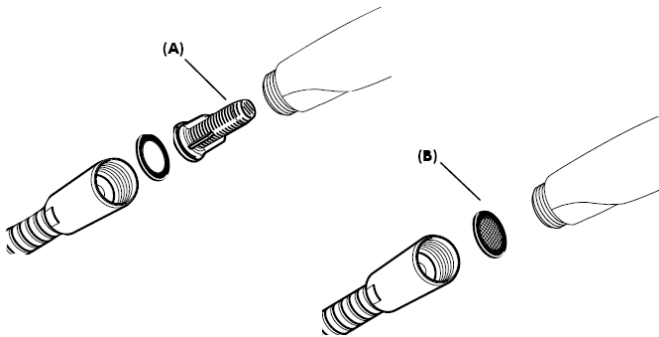


Смесителите с една ръкохватка на Hansgrohe могат да се използват във връзка с хидравлично и термично управляеми проточни нагреватели, ако хидравличното налягане е минимум 0,15 МПа.

### Монтаж

Опакованата към ръчния разпръсквател цедка (А) трябва да се монтира, за да се избегне натрупване на замърсявания от водопроводната мрежа. Натрупването на замърсявания може да наруши функцията и/или да доведе до увреждания на функционалните части на ръчния разпръсквател, Hansgrohe не носи отговорност за получените се по този начин щети.

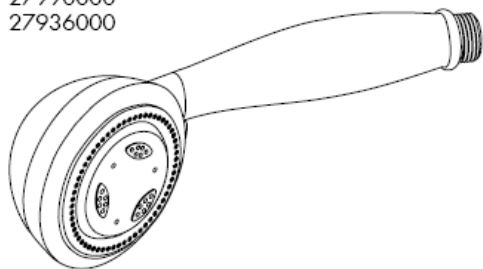
Опакованата към него филтърна вложка (А) трябва да се монтира, за да се осигури нормалния поток към ръчния разпръсквател и да се избегне натрупване на замърсявания от водопроводната мрежа. Ако желаете по-силно протичане на вода, вместо филтърната вложка (А) поставете уплътнението с цедка (В). Натрупването на замърсявания може да наруши функцията и/или да доведе до увреждания на функционалните части на ръчния разпръсквател, Hansgrohe не носи отговорност за получените се по този начин щети.





**Mistral /Unica'D /Talis S Combi**  
27067000

**Mistral/Unica'D**  
27990000  
27936000



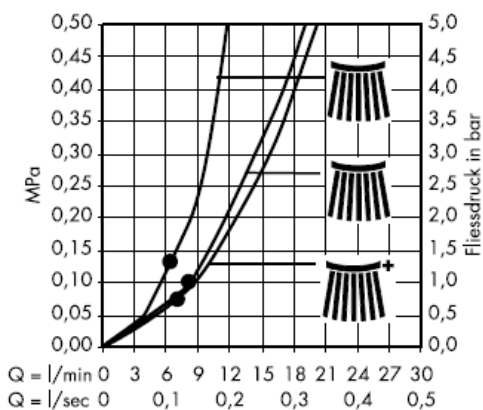
Нормална  
струя



Масажираща  
струя



Мека струя



От • функцията е гарантирана.

### Mistral 3/Unica'D

27788000

27789000



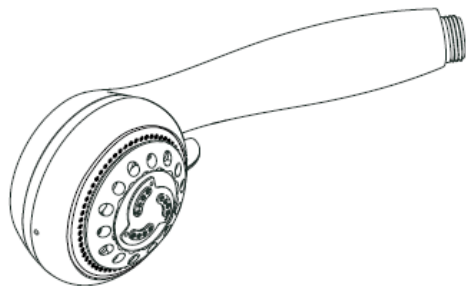
Нормална  
струя



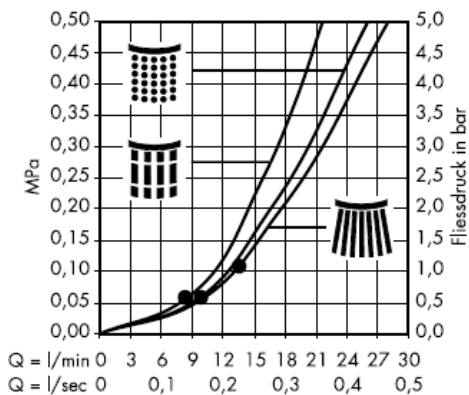
Масажираща  
струя



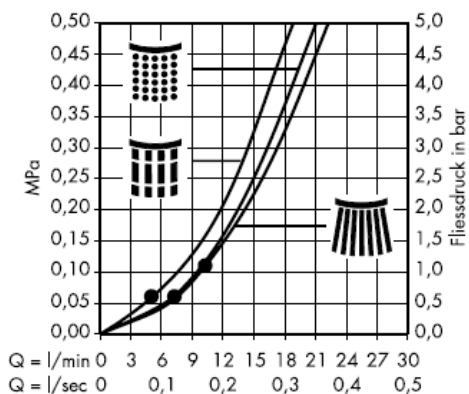
Мека струя



С филтърна вложка (А)



С уплътнение с цедка (В)



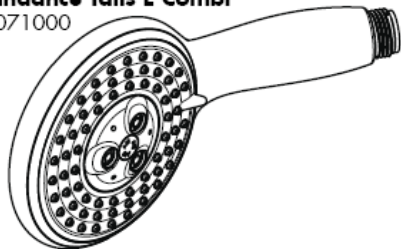
## Raindance E 100 Set

27881000

27883000

## Raindance Talis E Combi

27071000



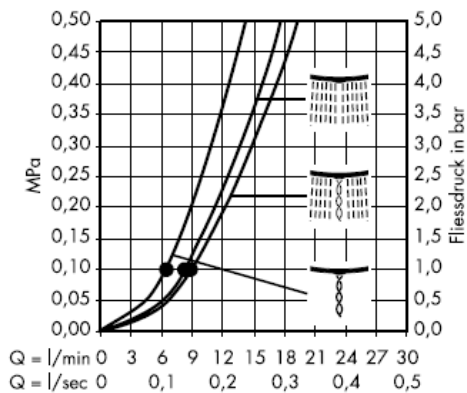
С филтърна вложка(A)



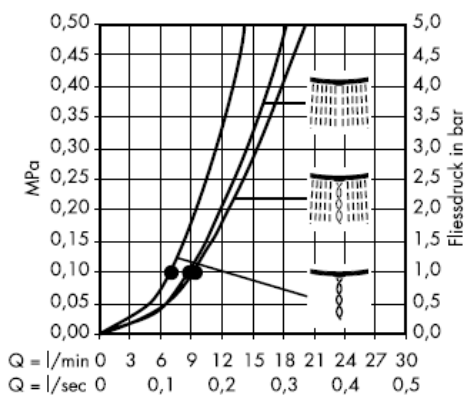
Rain AIR

Balance AIR

Whirl AIR



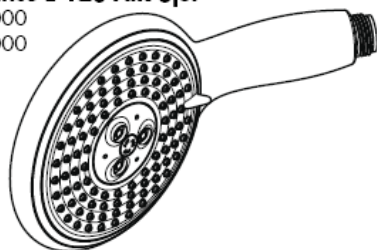
С уплътнение с цедка (B)



## Raindance E 120 AIR 3jet

27885000

27887000



Rain AIR

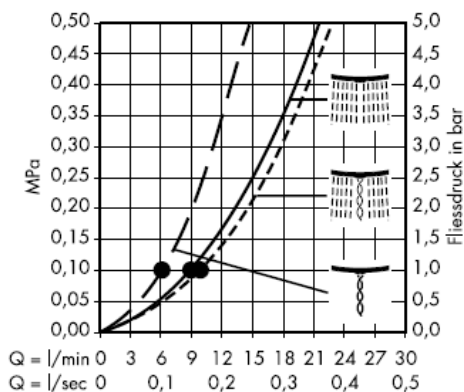


Balance AIR

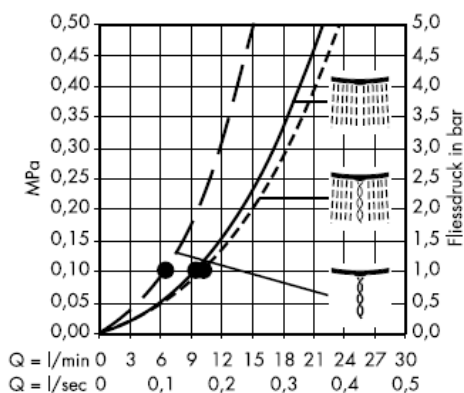


Whirl AIR

С филтърна вложка (А)



С уплътнение с цедка (В)



От • функцията е гарантирана.

---

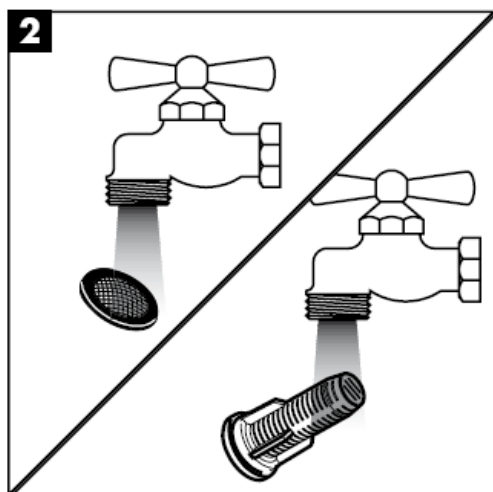
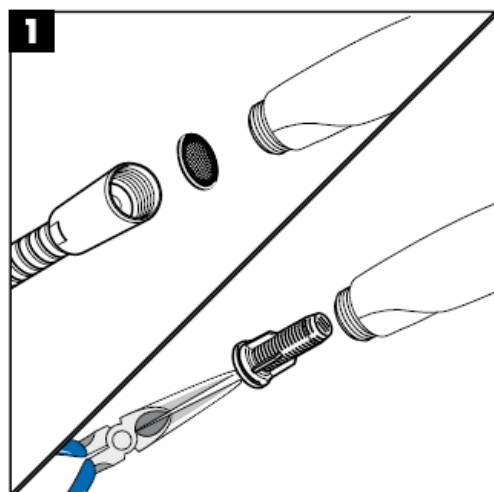
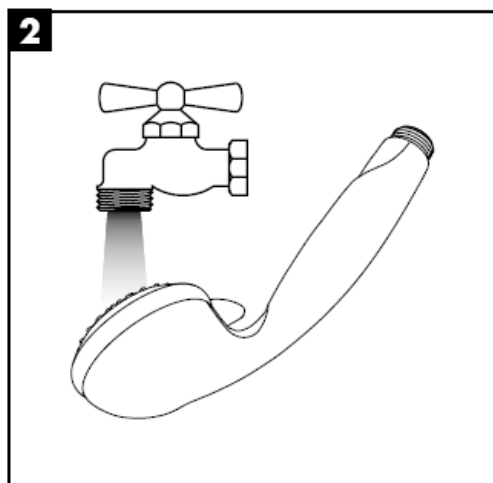
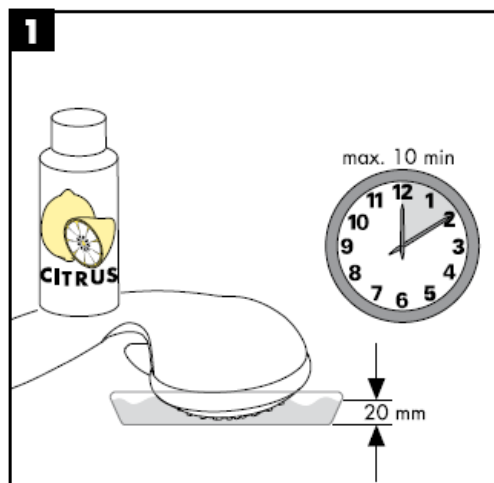
### Технически данни

Работно налягане: max. 0,6 МПа  
Препоръчително работно налягане: 0,1 – 0,4 МПа  
(1 МПа = 10 bar = 147 PSI)  
Температура на горещата вода: max. 60° C

### Контролен знак

	DVGW	P-IX	SVGW	ACS	NF	WRAS	KIWA
27067000							
27071000							
27788000				X			
27789000							
27881000							
27883000				X			
27885000							
27887000				X			
27930XXX				X			
27933XXX				X			
27934000							
27936000				X			
27938000							
27990000							

Инструкция за поддръжка



## Почистване

Просто чисто: Варовикът лесно може да се изтърси от удебеленията.



**hansgrohe**

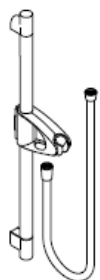
Hansgrohe · Postfach 1145 · D-77761 Schiltach · Telefon +49 (0) 78 36/51-1282 · Telefax +49 (0) 7836/511440  
E-Mail: [info@hansgrohe.com](mailto:info@hansgrohe.com) · Internet: [www.hansgrohe.com](http://www.hansgrohe.com)

02/2009  
9.05719.01  
БЪЛГАРСКИ





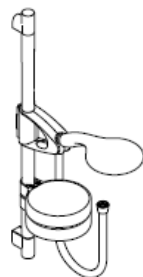
## Udhëzime rreth montimit



**Unica'D**  
27930XXX  
27933XXX



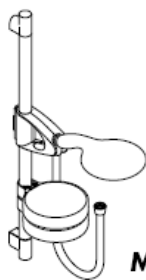
**Unica'D**  
27938000  
27934000



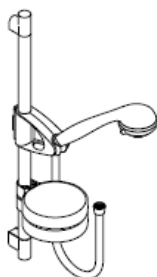
**Raindance**  
**E 100 Set**  
27881000  
27883000



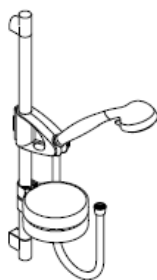
**Raindance**  
**Talis E Combi**  
27071000



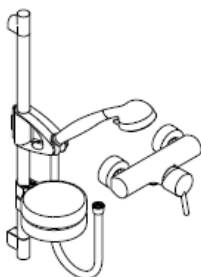
**Raindance**  
**E 120 Set**  
27885000  
27887000



**Mistral 3/Unica'D**  
27788000  
27789000



**Mistral/Unica'D**  
27990000  
27936000



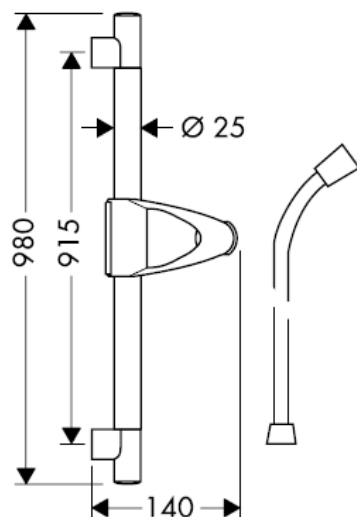
**Mistral /Unica'D**  
**/Talis S Combi**  
27067000

**hangrohe**

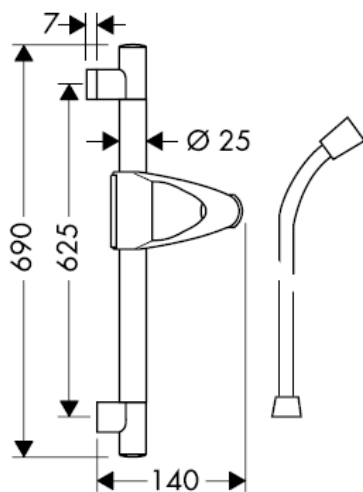


Garantohet funksioni optimal vetëm në kombinim me spërkatëset Hansgrohe si dhe zorrat e dushit Hansgrohe.  
Zorra e dushit mund të përdoren vetëm për lidhjen e spërkatëseve me armaturën. Ndalohet bllokimi pas zorrës në drejtim të rrjedhjes!

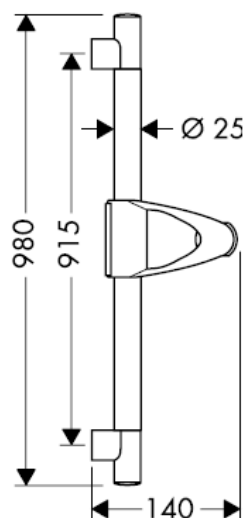
**Unica'D 27930XXX**



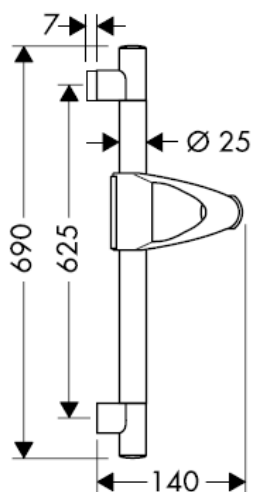
**Unica'D 27933XXX**



**Unica'D 27938000**

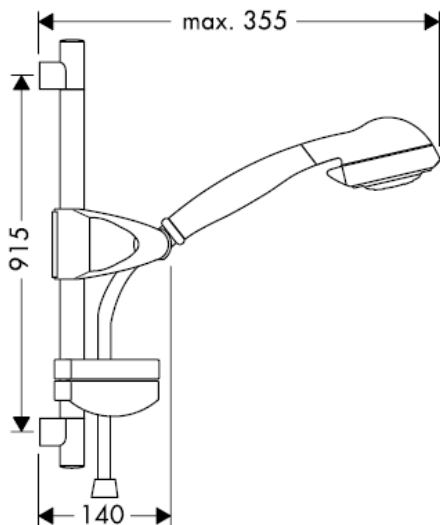


**Unica'D 27934000**

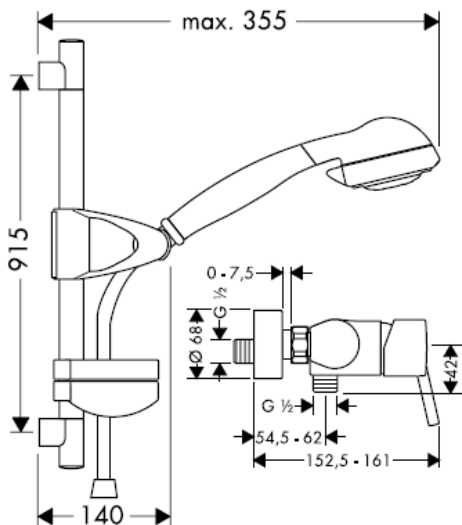


Shtanga e spërkatëses 27933XXX/27938000/27934000 është vetëm për eksport dhe nuk mund të blihet në Gjermani!

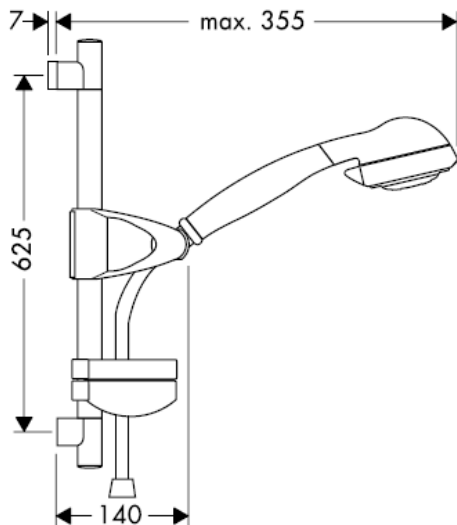
**Mistral/Unica'D 27990000**



**Mistral /Unica'D /Talis S Combi 27067000**

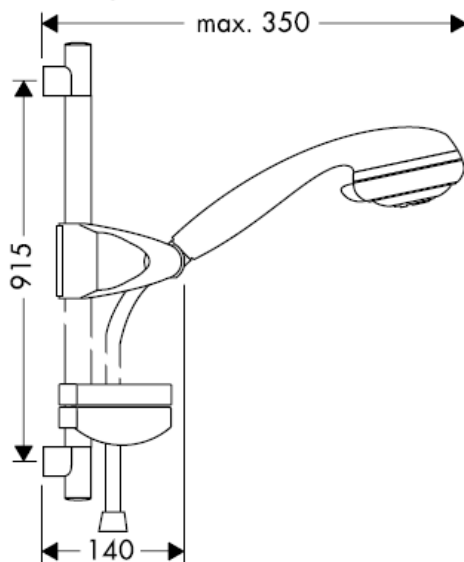


**Mistral/Unica'D 27936000**

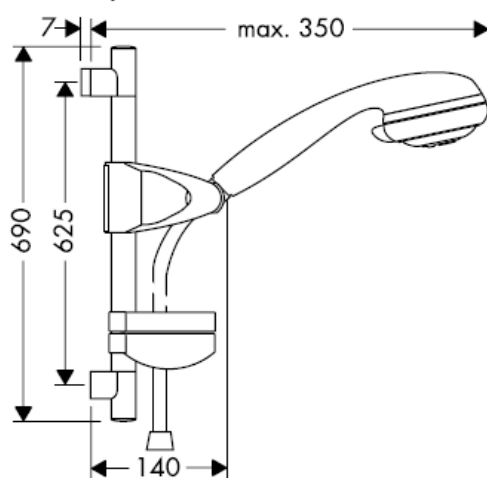


Shtanga e spërkatësës 27936000 është vetëm për eksport dhe nuk mund të blihet në Gjermani!

**Mistral 3/Unica'D 27789000**

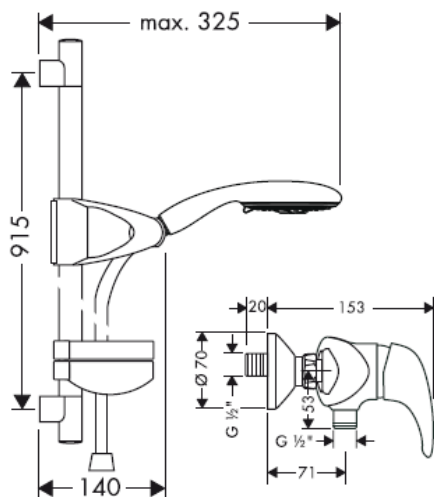


**Mistral 3/Unica'D 27788000**

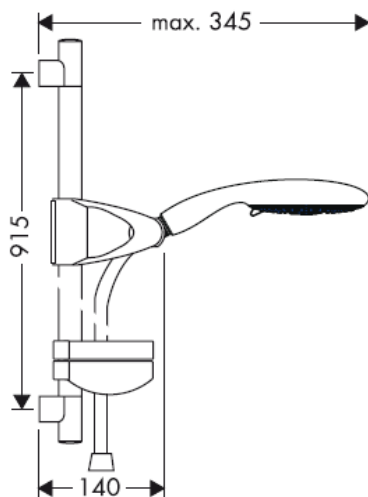


Shtanga e spërkatëses 27788000 është vetëm për eksport dhe nuk mund të blihet në Gjermani!

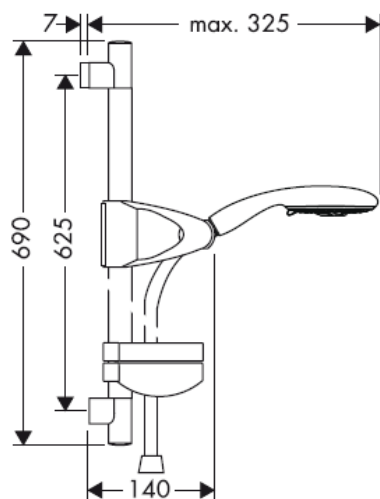
**Raindance E 100 Set 27881000**  
**Raindance Talis E Combi 27071000**



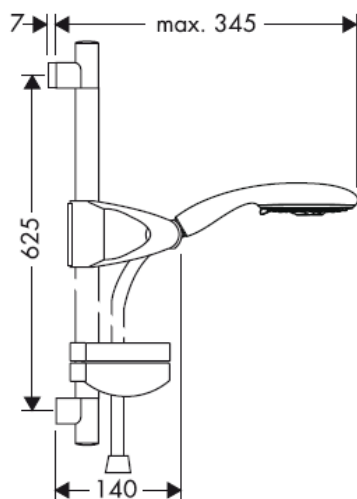
**Raindance E 120 Set 27885000**



**Raindance E 100 Set 27883000**



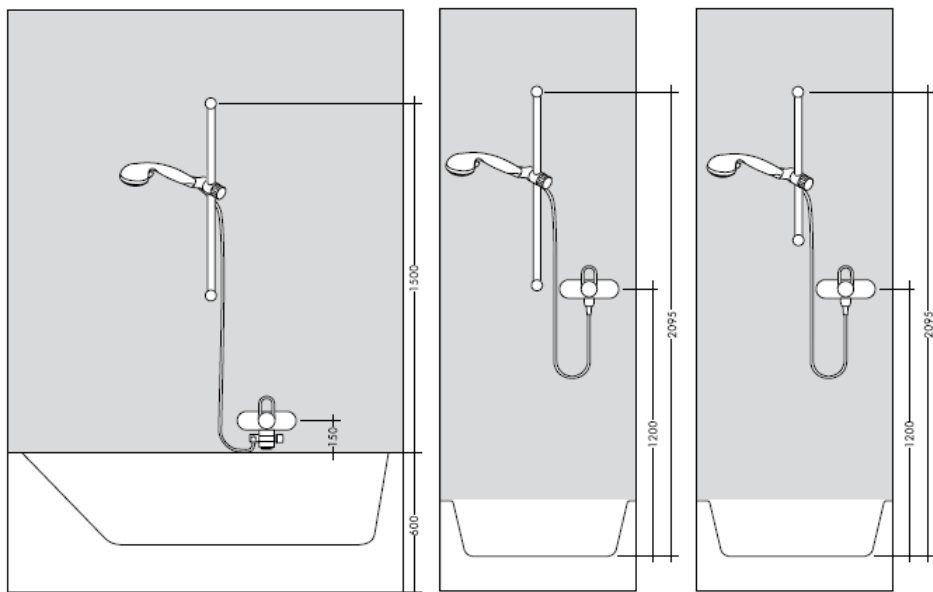
**Raindance E 120 Set 27887000**

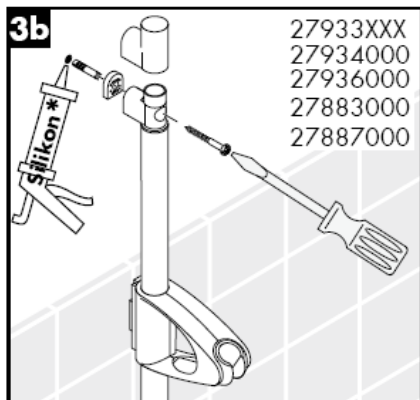
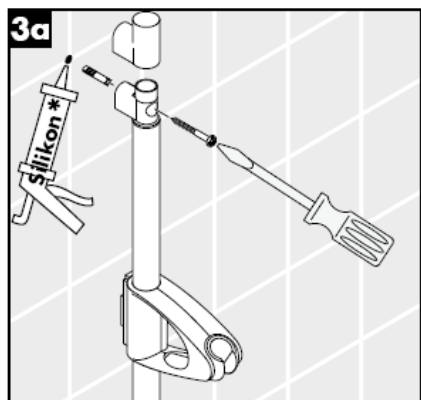
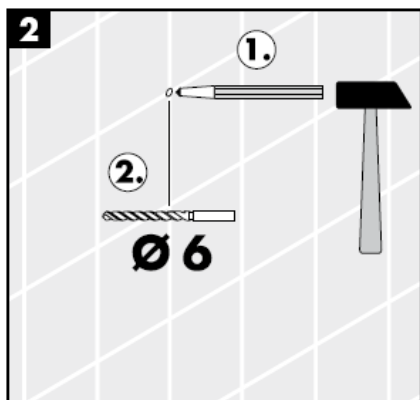
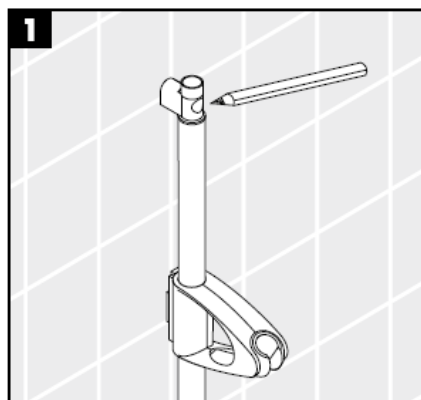


Shtanga e spërkatësës 27881000/27883000 është vetëm për eksport dhe nuk mund të blihet në Gjermani!

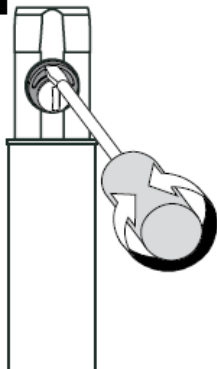
Gjatë montimit të produktit nga ana e personit të kualifikuar duhet pasur parasysh që e gjithë sipërfaqja mbërthyesë të jetë e drejtë (nuk duhet të ketë hapësira mes pllakave). Mbi të gjitha muri duhet të jetë i përshtatshëm për montim dhe nuk duhet të ketë pika të dobëta. Vidhat dhe kunjat e bashkangjitura janë të përshtatshme vetëm për beton. Te përbërja tjetër murore të merren parasysh të dhënat e prodhuesit të kunjave.

Përmasat i duhen përshtatur mundësisht këndit të pllakave të murit

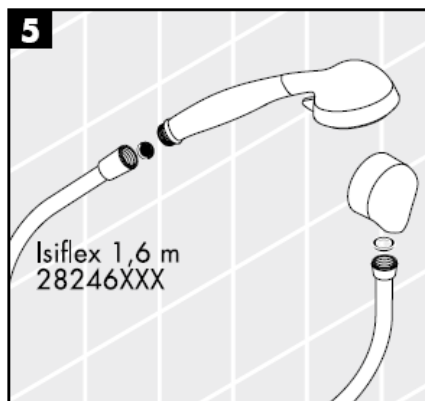
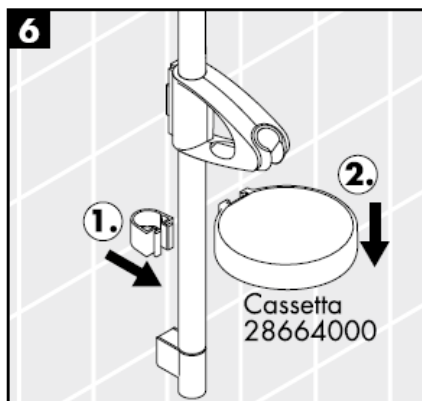




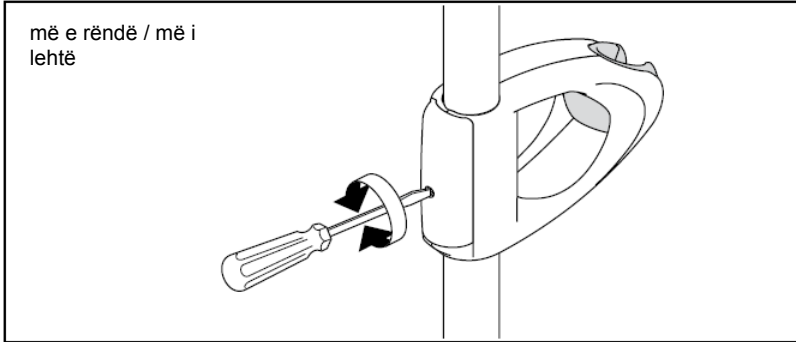


**4**

Përmes kutisë ekscentrike mund të ekuilibrohen tolerancat gjatë shpimit.

**5****6**

\* Silikon (pa acid uthulle!)

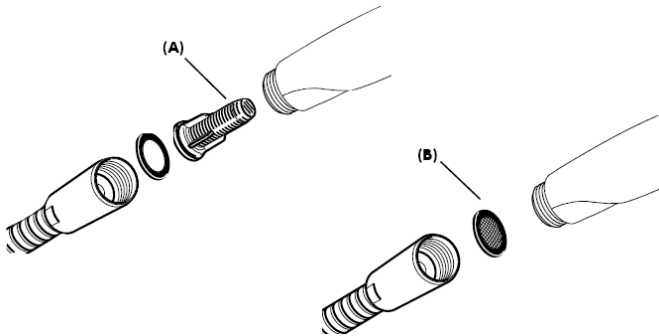


Armaturat me ujë të përzier të Hansgrohe mund të përdoren në kombinim me ngrohës elektrikë të ujit të drejtuar në mënyrë hidraulike ose termike nëse presioni i rrjedhjes është minimumi 0,15 MPa.

### Montimi

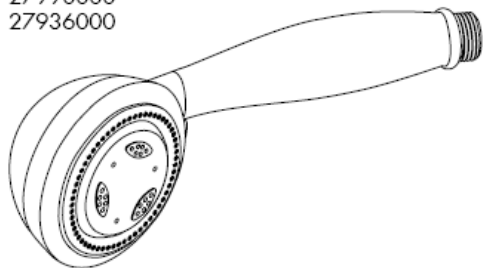
Sita (A) që i kemi bashkëngjitur spërkatëses së dorës duhet përdorur për të evituar thithjen e ndotjeve nga rrjeti i ujësjellësit. Ndotjet mund të dëmtojnë pjesë funksionale të spërkatëses. Hansgrohe nuk merr përgjegjësinë për dëmet e shkaktuara në këtë mënyrë.

Filtri i bashkëngjitur (A) duhet montuar për të garantuar rrjedhjen sipas normave të ujit nga spërkatësja si dhe për të evituar thithjen e ndotjeve nga tubacionet e ujësjellësit. Nëse dëshironi më shumë vëllim uji, atëherë në vend të filtrit (A) duhet të përdorni sitën (B). Ndotjet mund të dëmtojnë pjesë funksionale të spërkatëses. Hansgrohe nuk merr përgjegjësinë për dëmet e shkaktuara në këtë mënyrë.



**Mistral /Unica'D /Talis S Combi**  
27067000

**Mistral/Unica'D**  
27990000  
27936000



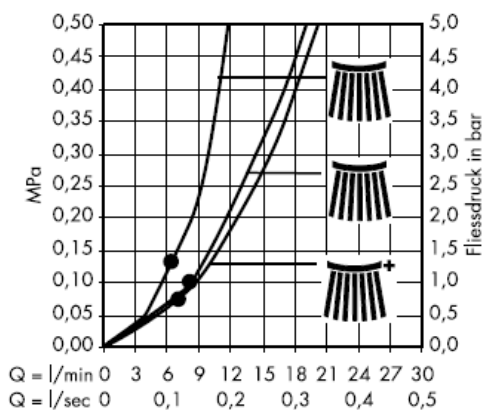
Currii normal



Currii i  
masazhit



Currii i butë



Nga • është i mundur funksioni.

### Mistral 3/Unica'D

27788000

27789000



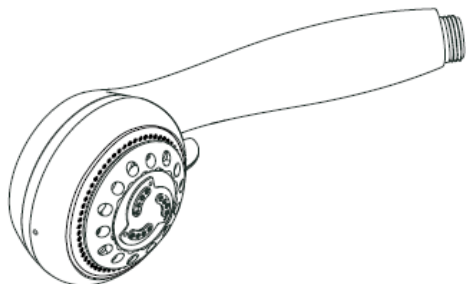
Curril normal



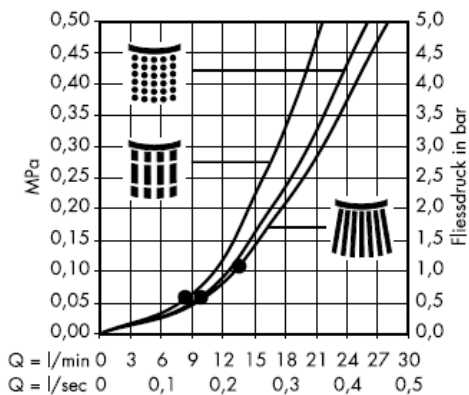
Currili i masazhit



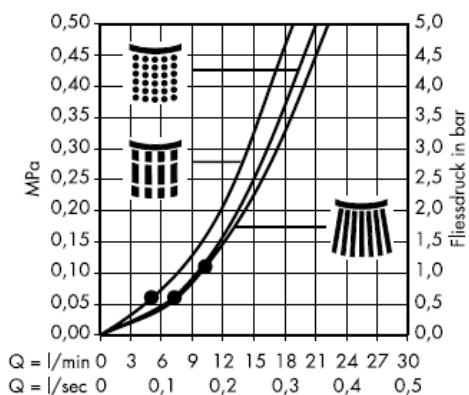
Currili i butë



Me përdorim të filtrit (A)



Me izolues të sitës (B)



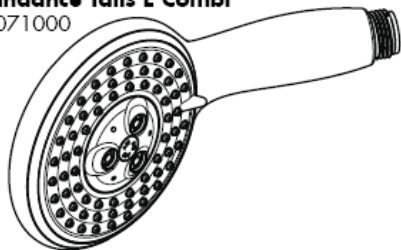
### Raindance E 100 Set

27881000

27883000

### Raindance Talis E Combi

27071000



Me përdorim të filtrit(A)



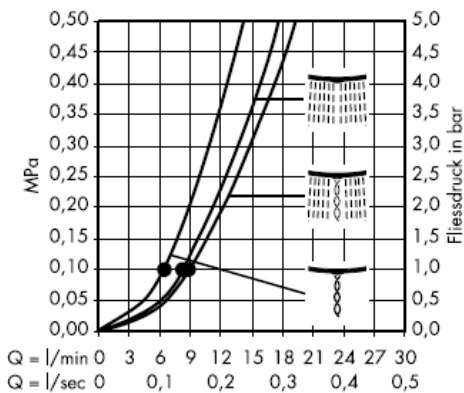
Rain AIR



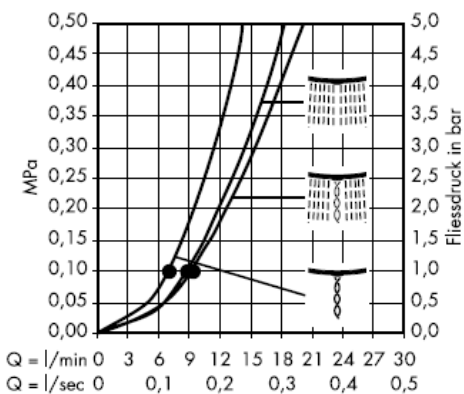
Balance AIR



Whirl AIR



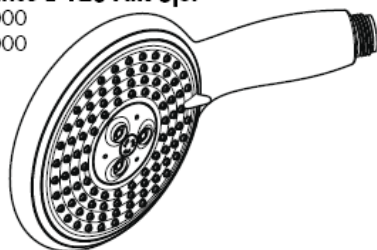
Me izolues të sitës (B)



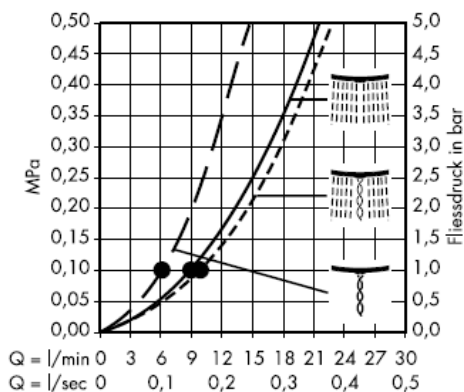
## Raindance E 120 AIR 3jet

27885000

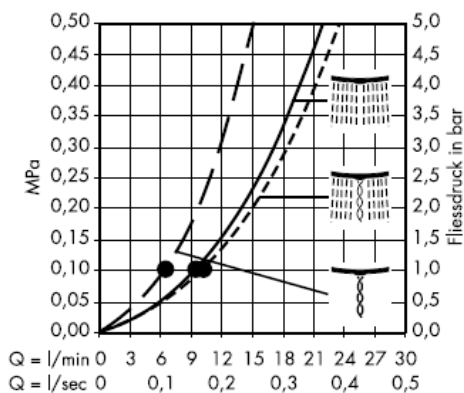
27887000



Me përdorim të filtrit(A)



Me izolues të sitës (B)



Nga • është i mundur funksioni.

---

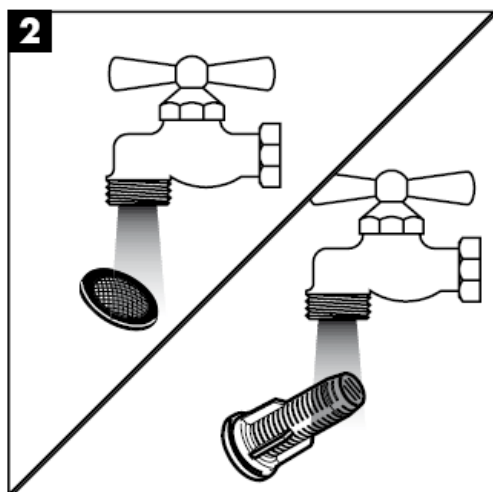
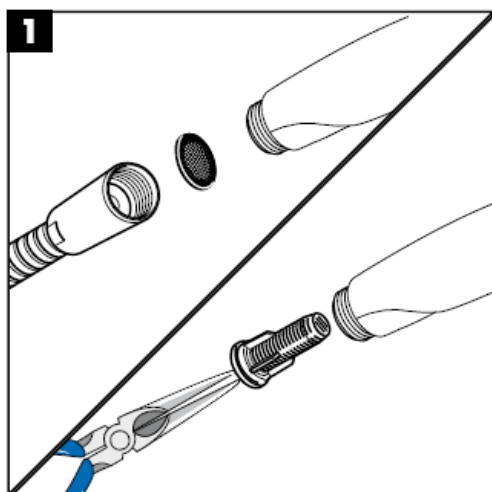
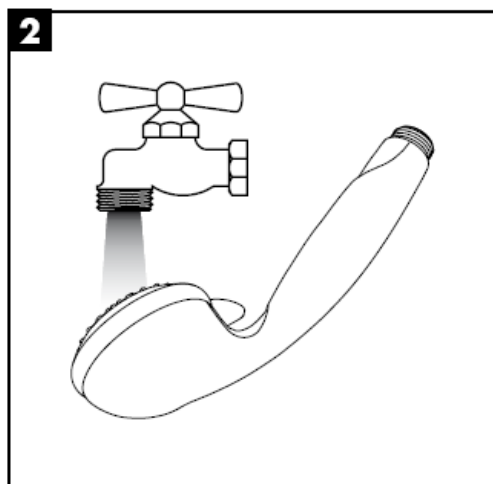
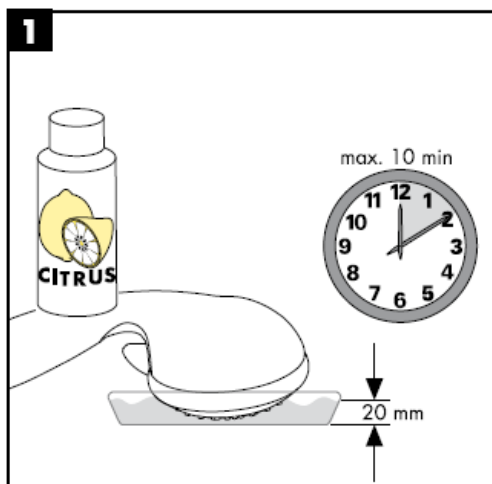
### Të dhëna teknike

Presioni gjatë punës max. 0,6 MPa  
Presioni i rekomanduar: 0,1 – 0,4 MPa  
(1 MPa = 10 bar = 147 PSI)  
Temperatura e ujit të ngrohtë max. 60° C

### Shenja e kontrollit

	DVGW	P-IX	SVGW	ACS	NF	WRAS	KIWA
27067000							
27071000							
27788000				X			
27789000							
27881000							
27883000				X			
27885000							
27887000				X			
27930XXX				X			
27933XXX				X			
27934000							
27936000				X			
27938000							
27990000							

Udhëzime rreth mirëmbajtjes





## Pastrimi

Thjesht dhe pastër. Mbetjet gëlqerore mund të hiqen me fërkim të lehtë.



**hansgrohe**

Hansgrohe · Postfach 1145 · D-77761 Schiltach · Telefon +49 (0) 78 36/51-1282 · Telefax +49 (0) 7836/511440  
E-Mail: [info@hansgrohe.com](mailto:info@hansgrohe.com) · Internet: [www.hansgrohe.com](http://www.hansgrohe.com)

02/2009  
9.05719.01  
Shqip